



# **SUSSEX COUNTY**

**FY 2021**

**Adopted Budget**





## SUSSEX COUNTY 2021 ADOPTED BUDGET

<u>TABLE OF CONTENTS</u>	<u>PAGE</u>
<u>TAB 1 – Introductory Section</u>	
County Board Members and Officials	1-1
Budget Message	1-2 through 1-4
Budget Adoption & Appropriation Ordinance	1-5 through 1-9
Five-Year CIP Adoption Ordinance	1-10
Local Tax Levy Ordinance	1-11 through 1-12
Public Hearing Advertisement	1-13
Tax Rate Assessment Comparison	1-14
General Fund Revenue Comparisons	1-15
General Fund Expenditure Comparisons	1-16
General Fund Revenues – by Source	1-17
General Fund – Local Revenues – by Source	1-18
General Fund Expenditures – by Function	1-19
General Fund – Fund Balance Summary	1-20
School Board Funding Sources	1-21
Outside Agencies Funding	1-22 through 1-23
Capital Improvements Plan – FY2021 through FY2025	1-24 through 1-25
<u>TABS 2 – 5 – Budget Reports</u>	
Revenue Summary by Major Source – All Funds	2-1 through 2-6
Expense Summary by Department – All Funds	3-1 through 3-4
Revenue Detail – All Funds	4-1 through 4-29
Expenditure Detail – All Funds	5-1 through 5-57





**Tab 1**

**Introductory Section**



# Sussex County Board of Supervisors

**Susan B. Seward, Chairman**  
Blackwater District

**Wayne O. Jones, Vice Chair**  
Wakefield District

**C. Eric Fly, Sr.**  
Courthouse District

**Marian D. Johnson**  
Waverly District

**Debbie P. Jones**  
Stony Creek District

**Rufus E. Tyler**  
Henry District

Larry Hughes, Interim County Administrator  
Vacant, Deputy County Administrator  
Kelly W. Moore, Director of Finance  
Mark Flynn, PLLC County Attorney

## ***SUSSEX COUNTY FORM OF GOVERNMENT***

Sussex County operates under the traditional, or County Administrator, form of government (as defined under Virginia Law). The Board of Supervisors is a six-member body, elected by the voters of the Electoral District in which they live; each member serves a four-year term. The Chairman and Vice Chairman of the Board are elected annually by its members. This body enacts ordinances, appropriates funds, sets tax rates and establishes policies and generally oversees the operation of the County government. The County Administrator is appointed by and serves at the pleasure of the Board of Supervisors. The County Administrator is the Chief Administrative Officer of the County and is responsible for developing an annual budget and carrying out policies and laws which are reviewed and approved by the Board. The County Administrator directs business and administrative policies and recommends to the Board those methods, procedures and policies which will properly govern the County.



June 18, 2020

Chairman Susan B. Seward and Members of the Board of Supervisors:

I herewith transmit to you and the residents of Sussex County the proposed budget for Fiscal Year 2021 in the amount of \$37,654,445. Please note that this amount includes the anticipated State and federal intergovernmental transfers of funds to the Sussex County Public School System in the amount of \$11,813,564.

The overall proposed budget for FY21 is \$419,643 more than last year's adopted budget, reflecting a 1.12% increase above FY20.

The adopted General Fund budget is \$23,098,400. The proposed School Board budget is \$20,187,589 which includes local contributions for operations of \$7,959,170 and \$40,000 to support Information Technology salaries. The FY21 adopted capital projects' budgets total \$417,132.

## **BUDGET PRINCIPLES**

This budget attempts to comply with the specific fiscal principles that govern budgeting. In regard to the operating budget, these principles require among other things, that:

- Recurring expenses be funded only from recurring revenue sources;



- Non-recurring revenues shall not be used for normal year-to-year operating expenses because the continuation of such revenue sources is uncertain; and
- The unassigned General Fund Balance should be maintained at a minimum level of 12% of the annual requirements of the General Fund operating budget in order to provide the County sufficient working capital and a reasonable margin to adequately address emergencies and unexpected declines in revenue, without having to rely on short term borrowing.

## **REVENUE FACTORS**

The FY21 proposed budget is based on a real property tax rate of \$.58 per \$100 of assessed value. This represents no change in the adopted real estate tax rate. The FY21 General Property Tax revenue estimate is \$10,031,910, an increase of \$349,456 (or 1.04%) more than the current year's estimate.

## **EXPENDITURE FACTORS**

**General Operations:** The FY21 operating budget reflects incremental changes in various line items throughout the budget. The largest single expense is allocated for Education. The Sussex County School Board is requesting \$7,999,170 in local funding for FY21 based on Average Daily Membership (ADM) projections of 1,024 students. This represents level funding.

Personnel salaries and related benefits for employees are the second largest expense incurred by Sussex County. Currently \$8,776,490 is appropriated for personnel cost. This proposed budget includes full funding of Health Insurance premium increase. This will provide 100% funding for single coverage in the top tier plan offered.

**Capital Budgets:** The Proposed FY21 Capital Budget (Fund 302) includes funding to purchase and/or lease-purchase five vehicles (\$58,397). Also, recurring funds for one lease-purchase contract from FY18 are included for seven Sheriff Patrol Vehicles (\$73,500), one school bus (\$27,000) and \$150,000 towards a Fire-Truck Apparatus. In addition, \$83,235 is included for repairs and improvements to County facilities and structures as well as equipment. The source of funds for the capital budget is provided through FY21 revenues from the General Fund. The Proposed FY2021 Capital Budget is year one of the five-year Capital Improvement Plan. Only year one is budgeted and appropriated. Years two through five are the plan for those years and amounts included in those years will be fine-tuned, as each of those years gets closer.

## **SUMMARY**

It is hoped that this budget reflects a reasonable and fair allocation of scarce resources in attempting to meet the County's pressing social and economic issues. Additionally, this adopted financial plan attempts to incorporate some of the Board's directives within the scope of available resources.

Respectfully submitted,  
Larry Hughes, Interim County Administrator

BOARD OF SUPERVISORS  
 COUNTY OF SUSSEX  
 SUSSEX, VIRGINIA

Ordinance

At a regular meeting of the Sussex County Board of Supervisors held in the Social Services Conference Room, Sussex, Virginia, on the 18th day of June, 2020:

---

<u>Present</u>	<u>Vote</u>
Ms. Susan B. Seward, Chairman	YES
Mr. Wayne O. Jones, Vice Chair	YES
Mr. C. Eric Fly, Sr.	YES
Ms. Marian D. Johnson	YES
Ms. Debbie P. Jones	YES
Mr. Rufus E. Tyler	YES

---

ON MOTION OF SUPERVISOR FLY, and seconded by SUPERVISOR W. JONES, which carried 6:0, the following ordinance was adopted:

AN ORDINANCE TO APPROVE THE BUDGETS AND APPROPRIATE FUNDS FOR THE COUNTY OF SUSSEX AND THE SUSSEX COUNTY SCHOOL DIVISION FOR THE FISCAL YEAR BEGINNING JULY 1, 2020, AND ENDING JUNE 30, 2021

WHEREAS, the County Administrator has submitted to the Sussex County Board of Supervisors a proposed annual budget for the County for the fiscal year beginning July 1, 2020 and ending June 30, 2021, which has been reviewed by the Board of Supervisors; and

WHEREAS, the Board has duly advertised and held a public hearing on the proposed budget for the fiscal year beginning July 1, 2020 and ending June 30, 2021; and

WHEREAS, it is necessary to adopt said budget and appropriate sufficient funds to cover the requirements included therein; and

WHEREAS, the Board of Supervisors, in exercising its independent judgement and in concert with the Sussex County School Board, has considered the school's annual operating budget; and

WHEREAS, after considering availability of local funds, approval of the Sussex County School Board’s fiscal year 2021 educational budget is based upon funding from the federal government in the amount of \$2,039,598; from the state government in the amount of \$9,773,966; from the local appropriations in the amount of \$7,999,170; and other local revenues in the amount of \$374,855;

NOW, THEREFORE, BE IT ORDAINED by the Sussex County Board of Supervisors this 18<sup>th</sup> day of June, 2020, that the fiscal year 2021 annual budget of the Sussex County School Division for school operations in the amount of \$20,187,589 be, and is hereby, approved subject to and contingent upon the availability of funds as indicated in the preamble hereto.

BE IT FURTHER ORDAINED that the annual budget in the sum of \$883,400 for fiscal year 2021 be, and is hereby, approved for the operation of food service programs for purposes authorized and approved by the Sussex County School Board subject to and contingent upon the availability of funds.

BE IT STILL FURTHER ORDAINED that the fiscal year 2021 annual budget for the County of Sussex be, and is hereby, adopted as proposed on this date.

BE IT STILL FURTHER ORDAINED that the following annual appropriations for fiscal year 2021 be, and are hereby made in the General fund for the following functions:

Education	\$	8,003,652
Sheriff's Operations & Jail	\$	4,575,000
Debt Service	\$	1,421,641
General Government Administration	\$	2,314,348
Fire, Rescue & Emergency Services	\$	1,872,804
Public Works	\$	1,518,340
Judicial Administration	\$	1,124,824
Health and Welfare	\$	870,386
Non-Departmental & Transfers	\$	538,132
Community Development	\$	619,208
Parks, Recreation and Cultural	\$	240,065
	\$	<u>23,098,400</u>

BE IT STILL FURTHER ORDAINED that the County Administrator be, and is hereby, authorized to transfer the appropriations in the General Fund Non-Departmental function to the related categories in the various General Fund functions.

BE IT STILL FURTHER ORDAINED that the \$8,003,652 appropriated above from the General Fund for Education, includes \$7,959,170 for the local contribution to the School Division for support of the School operating budget and, is appropriated as a non-categorical appropriation

to be allocated among the various operating categories as the School Board deems necessary and the remaining \$40,000 is appropriated as the County's share of IT salary expenses and \$4,482 is appropriated for contributions to outside educational institutions.

BE IT STILL FURTHER ORDAINED that the annual appropriation in the sum of \$2,140,958 for fiscal year 2021 be, and is hereby, made in the Social Services Fund for the operations of the Sussex Department of Social Services.

BE IT STILL FURTHER ORDAINED that the annual appropriation of the Social Services Fund be, and is hereby, increased if and when additional federal and/or state funds or local contributions become available. The County Administrator shall advise the Board of Supervisors in writing of all such actions.

BE IT STILL FURTHER ORDAINED that the annual appropriation in the sum of \$725,000 for fiscal year 2021 be, and is hereby, made in the CSA Fund to carry out the mandates of the Comprehensive Services Act.

BE IT STILL FURTHER ORDAINED that the annual appropriation of the CSA Fund be, and is hereby, increased if and when additional federal and/or state funds or local contributions become available. The County Administrator shall advise the Board of Supervisors in writing of all such actions.

BE IT STILL FURTHER ORDAINED that the annual appropriation in the sum of \$2,025 for fiscal year 2021 be, and is hereby, made in the IPR Program Income Fund.

BE IT STILL FURTHER ORDAINED that the annual appropriation of the IPR Program Income Fund be, and is hereby, increased if and when additional federal and/or state funds or local contributions become available. The County Administrator shall advise the Board of Supervisors in writing of all such actions.

BE IT STILL FURTHER ORDAINED that the annual appropriation in the sum of \$3,425 for fiscal year 2021 be, and is hereby, made in the CDBG Housing Program Fund.

BE IT STILL FURTHER ORDAINED that the annual appropriation of the CDBG Housing Program Fund be, and is hereby, increased if and when additional federal and/or state funds or local contributions become available. The County Administrator shall advise the Board of Supervisors in writing of all such actions.

BE IT STILL FURTHER ORDAINED that the annual appropriation in the sum of \$766 for fiscal year 2021 be, and is hereby, made in the Law Library Fund.

BE IT STILL FURTHER ORDAINED that the annual appropriation of the Law Library Fund be, and is hereby, increased if and when additional federal and/or state funds or local contributions become available. The County Administrator shall advise the Board of Supervisors in writing of all such actions.

BE IT STILL FURTHER ORDAINED that the annual appropriation in the sum of \$417,132 for fiscal year 2021 be, and is hereby, made in the Capital Projects Fund.

BE IT STILL FURTHER ORDAINED that, the County Treasurer, upon receipt of a written order from the County Administrator, is authorized to advance monies between the several County funds under his custody provided, however, that the total advanced to any particular fund, plus the amount of monies disbursed from that fund, does not exceed the annual appropriation of said fund.

BE IT STILL FURTHER ORDAINED that, upon receiving notice of grant of program opportunities offered by various federal, state, local and other outside organizations, the County Administrator or his designee be, and is hereby designated as the agent to execute the necessary grant or program application and other documentation, unless the terms of the grant or program require specific actions by the Board, to give such assurances as may be required by the agreement subject to approval as to form by the County Attorney and to provide such additional information as may be required by the awarding organization. In addition, the funding awarded, not to exceed \$50,000, shall be, and is hereby, appropriated to the applicable functional area.

BE IT STILL FURTHER ORDAINED that interest earned on grant and program awards received from federal, state, local and other outside organizations be, and is hereby, appropriated to the appropriate functional area to be expended in accordance with the guidelines as established by the organizations.

BE IT STILL FURTHER ORDAINED that additional funds received for various County programs, including contributions and donations, be, and are hereby, appropriated for the purposes established by each program.

BE IT STILL FURTHER ORDAINED that funds received from the Federal Emergency Management Agency (FEMA) for reimbursements for expenses incurred as a result of unusual or infrequent events not to exceed \$50,000 per incident be, and are hereby, appropriated under this program for the appropriate functional area.

BE IT STILL FURTHER ORDAINED that funds received through insurance claims for damages incurred to County property as a result of unusual or infrequent events not to exceed \$50,000 per incident be, and are hereby, appropriated under this program to the appropriate functional area.

BE IT STILL FURTHER ORDAINED that upon receipt of written notification from the State Compensation Board of additional funds for the Constitutional Officers (Commonwealth's Attorney, Sheriff, Clerk of Court, Treasurer and Commissioner of the Revenue) be, and are hereby, appropriated in the General fund to be expended in accordance with guidelines as established by the state government.

BE IT STILL FURTHER ORDAINED that the monies be, and are hereby, appropriated for fiscal year 2021 in the various funds for the purpose of liquidating encumbered purchase transactions and for continuing capital and special projects as of June 30, 2020 not to exceed the applicable fund balance/net assets/net position as recorded in the County's audited accounting records. The County Administrator shall advise the Board of Supervisors in writing of all such actions.

BE IT STILL FURTHER ORDAINED that the County Administrator be, and is hereby, authorized to transfer funds within and between appropriation functions. These transfers may be made to allow the disbursement of funds for unanticipated costs incurred in daily County operations.

BOARD OF SUPERVISORS  
COUNTY OF SUSSEX  
SUSSEX, VIRGINIA

Ordinance

At a regular meeting of the Sussex County Board of Supervisors held in the Social Services Conference Room Sussex, Virginia, on the 18<sup>th</sup> day of June, 2020:

---

Present

Vote

Ms. Susan B. Seward, Chairman	YES
Mr. Wayne O. Jones, Vice Chair	YES
Mr. C. Eric Fly, Sr.	YES
Ms. Marian D. Johnson	YES
Ms. Debbie P. Jones	YES
Mr. Rufus E. Tyler	YES

---

ON MOTION OF SUPERVISOR FLY, seconded by SUPERVISOR W. JONES, which carried 6:0, the following ordinance was adopted:

AN ORDINANCE TO ADOPT THE FISCAL YEAR 2021 – 2025 CAPITAL IMPROVEMENTS PROGRAM AS A LONG-RANGE PLANNING DOCUMENT

WHEREAS, in consideration of materials received from the departments and agencies of the County and direction from the Board of Supervisors, the County Administrator has developed a Proposed Fiscal Year 2021 – 2025 Capital Improvements Program; and

WHEREAS, the Capital Improvements Program serves as a long-range planning document subject each year to review and approval of funding by the Board of Supervisors; and

WHEREAS, such a review has been completed for the fiscal year 2021 – 2025 Capital Improvements Program;

NOW, THEREFORE, BE IT ORDAINED by the Sussex County Board of Supervisors this 18<sup>th</sup> day of June, 2020, that the County Administrator’s proposed Fiscal Year 2021 – 2025 Capital Improvements Program be, and is hereby, adopted.



BOARD OF SUPERVISORS  
COUNTY OF SUSSEX  
SUSSEX, VIRGINIA

Ordinance

At a regular meeting of the Sussex County Board of Supervisors held in the Social Services Conference Room, Sussex, Virginia, on the 18<sup>th</sup> day of June, 2020:

---

<u>Present</u>	<u>Vote</u>
Ms. Susan B. Seward, Chairman	YES
Mr. Wayne O. Jones, Vice Chair	YES
Mr. C. Eric Fly, Sr.	YES
Ms. Marian D. Johnson	YES
Ms. Debbie P. Jones	YES
Mr. Rufus E. Tyler	YES

---

ON MOTION OF SUPERVISOR FLY, seconded by SUPERVISOR W. JONES, which carried 6:0, the following ordinance was adopted:

AN ORDINANCE TO IMPOSE TAX LEVIES UPON TANGIBLE PERSONAL PROPERTY, UPON MACHINERY AND TOOLS, UPON MERCHANT’S CAPITAL, UPON FIRE & RESCUE, UPON MOBILE HOMES, AND UPON REAL ESTATE FOR THE CALENDAR YEAR 2020

WHEREAS, it is necessary for the Board of Supervisors to establish real estate and personal property tax levies for the County of Sussex for calendar year beginning January 1, 2020 and ending December 31, 2020; and

WHEREAS, the Board has duly advertised and held a public hearing on the subject of tax levies;

NOW, THEREFORE, BE IT ORDAINED by the Sussex County Board of Supervisors this 18<sup>th</sup> day of June, 2020, that the following County tax levies be, and they hereby are, imposed for the calendar year 2020:

<u>Class of Property</u>	<u>Rate Per \$100 of Assessed Valuation</u>
Real Estate (including Public Service Corporations)	\$0.58
Mobile Homes	\$0.58
Machinery & Tools	\$2.43
Merchant's Capital	\$1.00
Fire & Rescue	\$2.43
Tangible Personal Property (including Public Service Corporations)	\$4.85



The County of Sussex  
 Notice of Public Hearings on Fiscal Year 2021 Adopted County Budget  
 & the Calendar Year 2020 Adopted Tax Rates

The County Administration's recommended FY 2021 budget is published for information and fiscal planning purposes only. Included budget items do not constitute a commitment or obligation to appropriate funds for that item or purpose by the Board of Supervisors. The budget is presented on the basis of the estimates and requests submitted to the Administrator by Constitutional Officers, Outside Agencies, the Director of Social Services, School Superintendent and County Departments. There is no designation or allocation of any Sussex County funds until there has first been an appropriation for that purpose by the Board of Supervisors. The budget is for informative and fiscal planning purposes and will not be approved, adopted, or ratified by the Board of Supervisors on April 16, 2020. Comments will be received during the public hearing at the Board of Supervisors' April 16, 2020 regular scheduled meeting at 6:00PM. FY 2020 budget copies are available for review in the County Administrator's Office.

	Calendar Year 2019	Calendar Year 2020
Public Service	R.E. \$0.58/\$100 P.P. \$4.85/\$100	R.E. \$0.58/\$100 P.P. \$4.85/\$100
Real Estate	\$0.58/\$100	\$0.58/\$100
Mobile Homes	\$0.58/100	\$0.58/100
Machinery & Tools	\$2.43/\$100	\$2.43/\$100
Merchants Capital	\$1.00/\$100	\$1.00/\$100
Fire & Rescue	\$2.43/\$100	\$2.43/\$100
Personal Property	\$4.85/\$100	\$4.85/\$100

Pursuant to Va. Code Section 58.1-3523 et seq.:  
 Includes 43% PPTRA tax relief \$1,093,152 for Calendar Year Ending 2020

**REVENUE SUMMARY**

	FY2020	FY2021	Difference
<b>LOCAL</b>			
General property taxes, Penalty & Int.	(9,926,054)	(10,031,910)	(105,856)
Other local Taxes	(1,388,264)	(1,281,678)	106,586
Permits, Privilege Fees, Reg. Licenses	(6,144,260)	(5,982,889)	161,371
Fines and Forfeitures	(1,050,000)	(1,125,000)	(75,000)
Misc. Revenue & Recovered Costs	(353,758)	(384,574)	(30,816)
Charges for Services	(186,165)	(179,565)	6,600
Use of Money & Property	(117,566)	(145,066)	(27,500)
<b>TOTAL LOCAL REVENUES</b>	<b>(19,166,067)</b>	<b>(19,130,682)</b>	<b>35,385</b>
<b>INTERGOVERNMENTAL</b>			
<b>County</b>			
Commonwealth of Virginia & Federal Govt.	(6,327,345)	(6,334,594)	(7,249)
Grants VHDA Housing & Tobacco Com	0	0	0
<b>School Board</b>			
Commonwealth of Virginia	(9,180,083)	(9,773,966)	(593,883)
Federal Government	(1,989,678)	(2,039,598)	(49,920)
<b>TOTAL INTERGOVERNMENTAL</b>	<b>(17,497,106)</b>	<b>(18,148,158)</b>	<b>(651,052)</b>
<b>OTHER REVENUES AND OTHER SOURCES</b>			
Law Library Fees	(750)	(750)	0
School Funds	(381,855)	(374,855)	7,000
Other Sources	0	0	0
Designated Funds	(188,524)	0	188,524
<b>TOTAL OTHER REVENUES</b>	<b>(571,129)</b>	<b>(375,605)</b>	<b>195,524</b>
<b>TOTAL FISCAL YEAR REVENUES</b>	<b>(37,234,302)</b>	<b>(37,654,445)</b>	<b>420,143</b>

**EXPENDITURE SUMMARY**

	FY2020	FY2021	Difference
Legislative	165,920	168,117	2,197
Administrative	869,406	892,101	22,695
Legal	130,000	300,000	170,000
Financial	719,419	719,789	370
Board of Election	205,845	234,341	28,496
Judicial Administration	1,136,158	1,124,824	(11,334)
Fire, Rescue & Emergency Operations	1,808,770	1,872,804	64,034
Sheriff's Operations & Jail	4,548,477	4,575,000	26,523
Public Works	1,395,244	1,518,340	123,096
Health & Human Services	3,261,543	3,231,796	(29,747)
Public Education	19,555,281	20,192,071	636,790
Libraries, Recreation, & Culture	231,698	240,065	8,367
Planning & Community Development	646,426	619,208	(27,218)
Debt Services	1,892,533	1,421,641	(470,892)
Non-Departmental & Contingency	158,643	121,000	(37,643)
Capital Improvements	503,223	417,132	(86,091)
Non-General Funds - Other	6,216	6,216	0
<b>TOTAL DEPARTMENT EXPENDITURES</b>	<b>37,234,802</b>	<b>37,654,445</b>	<b>(419,643)</b>

**Capital Improvement Plan (CIP) Budget FY2020**

<u>Projects in Fund 302</u>	<u>Allocating</u>
Vehicles	333,897
Repairs to County Buildings & Facilities	14,610
Equipment	68,625
<b>Total Fund 302</b>	<b>417,132</b>

**ESTIMATED BEGINNING AND ENDING FUND BALANCES**

	6/30/2020	6/30/2021	Difference
Unassigned General Fund Balance	\$ 8,713,551	\$ 8,713,551	0

BY ORDER OF THE SUSSEX COUNTY BOARD OF SUPERVISORS

Lawrence Hughes, Interim County Administrator

**SUSSEX COUNTY**  
**Real Estate Taxes**  
**Tax Years 2009 - 2019**

<b><u>Tax Year</u></b>	<b><u>Real Estate Assessment</u></b>	<b><u>Real Estate Tax Rate</u></b>	<b><u>Real Estate Tax Levy</u></b>
2019	898,802,822	0.58	5,213,056
2018	897,716,500	0.58	5,206,755
2017	848,259,600	0.58	5,799,437
2016	859,623,300	0.58	5,672,989
2015	864,289,000	0.54	4,699,607
2014	862,116,300	0.54	4,726,288
2013	875,389,900	0.54	4,727,105
2012	779,605,900	0.54	4,209,872
2011	790,662,300	0.54	4,269,576
2010	794,375,000	0.54	4,289,625
2009	783,848,800	0.54	4,232,784

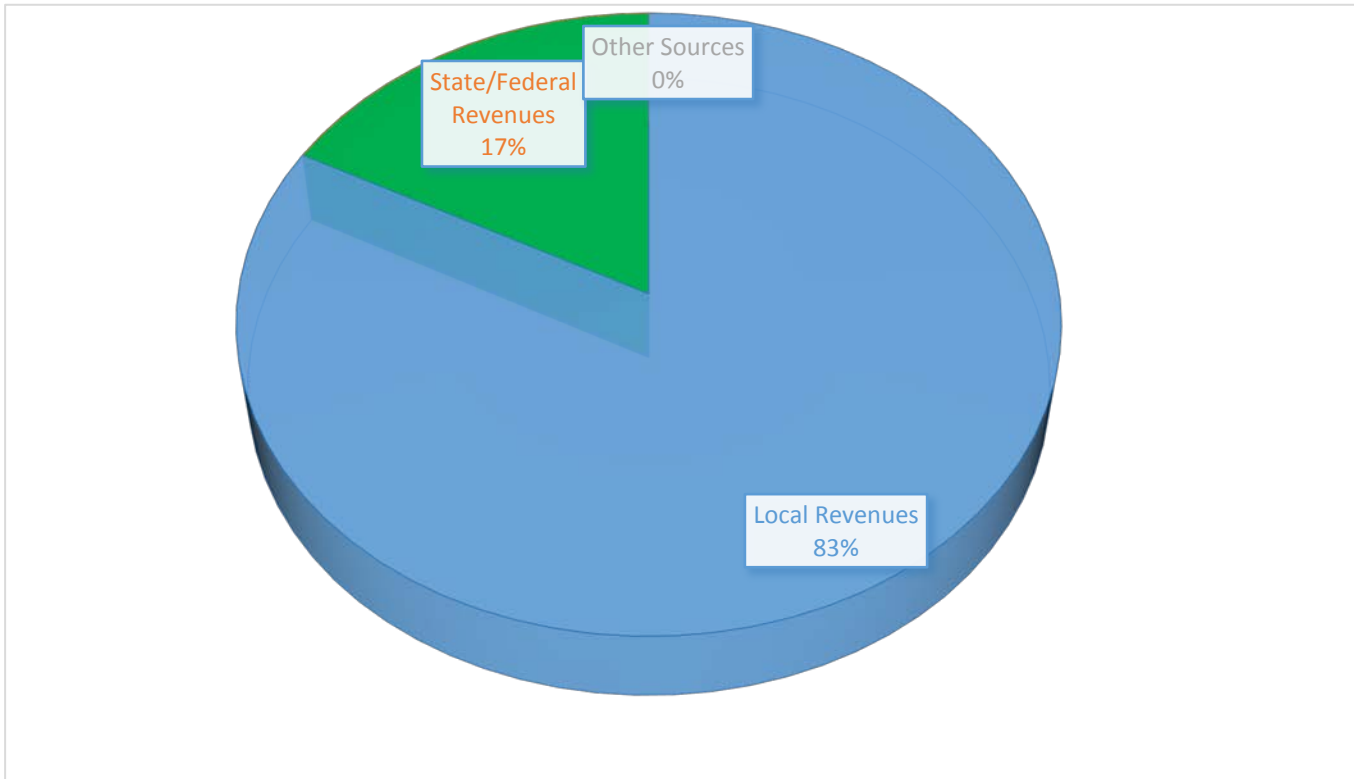
**SUSSEX COUNTY**  
**General Fund Revenue Comparisons**  
**For Fiscal Years 2018 - 2021**

SOURCES OF REVENUE	2018 Actual		2019 Actual		2020 Adopted		2021 Proposed	
	Amount	Percent	Amount	Percent	Amount	Percent	Amount	Percent
Property Tax	\$9,621,964	36.3%	\$ 9,611,259	41.2%	\$ 9,926,054	43.0%	\$ 10,031,910	43.4%
Local Tax	1,338,976	5.1%	1,537,339	6.6%	1,388,264	6.0%	1,281,678	5.5%
Licenses and Permits	5,725,416	21.6%	8,838,445	37.9%	6,144,260	26.6%	5,982,889	25.9%
Fines & Forfeitures	1,135,508	4.3%	1,256,021	5.4%	1,050,000	4.5%	1,125,000	4.9%
Recovered Cost	293,987	1.1%	316,034	1.4%	297,358	1.3%	327,674	1.4%
Intergovernmental	3,932,929	14.8%	4,339,913	18.6%	3,983,294	17.2%	3,973,184	17.2%
Charges for Services	204,815	0.8%	192,963	0.8%	186,165	0.8%	179,565	0.8%
Other Revenue	1,275,374	4.8%	409,922	1.8%	357,524	1.5%	196,500	0.9%
<b>TOTAL REVENUE</b>	<b>\$23,528,969</b>	<b>88.8%</b>	<b>\$ 26,501,896</b>	<b>88.8%</b>	<b>\$ 23,332,919</b>	<b>113.6%</b>	<b>\$ 23,098,400</b>	<b>100.0%</b>

**SUSSEX COUNTY**  
**General Fund Expenditure Comparisons**  
**For Fiscal Years 2018 - 2021**

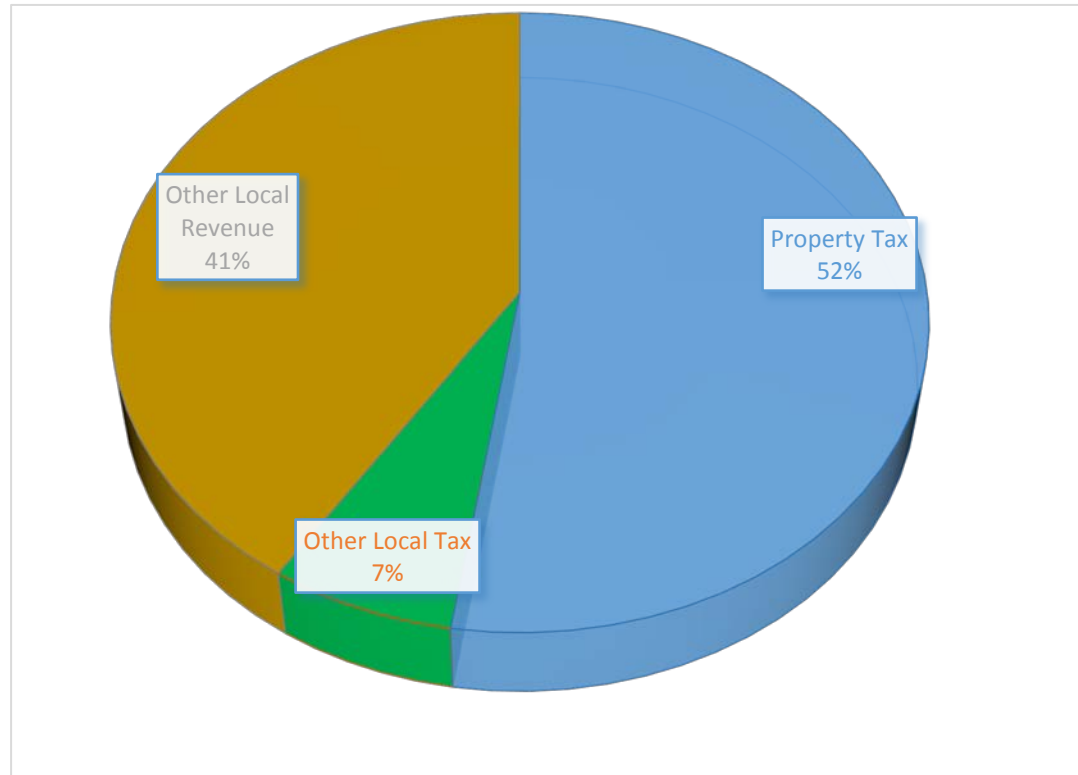
FUNCTION	2018 Actual		2019 Actual		2020 Adopted		2021 Proposed	
	Amount	Percent	Amount	Percent	Amount	Percent	Amount	Percent
General Government	\$ 1,778,269	8.0%	\$ 1,949,832	8.7%	\$ 2,090,590	9.0%	\$ 2,314,348	10.0%
Judicial Administration	937,127	4.2%	1,048,436	4.7%	1,136,158	4.9%	1,124,824	4.9%
Fire, Rescue & Emergency Services	1,501,373	6.7%	1,500,317	6.7%	1,808,770	7.8%	1,872,804	8.1%
Sheriff's Operations & Jail	3,950,675	17.7%	4,150,111	18.5%	4,548,477	19.5%	4,575,000	19.8%
Public Works	1,012,863	4.5%	955,175	4.3%	1,395,244	6.0%	1,518,340	6.6%
Health & Welfare	846,706	3.8%	933,990	4.2%	917,492	3.9%	870,386	3.8%
Education	8,001,686	35.9%	8,006,686	35.8%	8,003,665	34.4%	8,003,652	34.7%
Parks, Recreation & Cultural	195,985	0.9%	200,985	0.9%	231,698	1.0%	240,065	1.0%
Planning & Community Development	596,601	2.7%	519,138	2.3%	646,426	2.8%	619,208	2.7%
Debt Service	1,830,633	8.2%	1,894,823	8.5%	1,892,533	8.1%	1,421,641	6.2%
Non-Departmental	16,438	0.1%	121,000	0.5%	114,830	0.5%	121,000	0.5%
Transfers to Other Funds	1,592,962	7.2%	1,097,500	4.9%	503,223	2.2%	417,132	1.8%
<b>TOTAL EXPENDITURES</b>	<b>\$ 22,261,318</b>	<b>100.0%</b>	<b>\$ 22,377,993</b>	<b>100.0%</b>	<b>\$ 23,289,106</b>	<b>100.0%</b>	<b>\$ 23,098,400</b>	<b>100.0%</b>

**COUNTY OF SUSSEX  
GENERAL FUND REVENUES - BY SOURCE  
FISCAL YEAR ENDING JUNE 30, 2021**



<u>Source</u>	<u>FY2020</u> <u>Adopted</u>	<u>FY2021</u> <u>Proposed</u>	<u>Dollar Change</u>
Local Revenues	\$ 19,160,601	\$ 19,125,216	\$ (35,385)
State/Federal Revenues	3,983,294	3,973,184	(10,110)
Other Sources	188,524	-	(188,524)
	<u>\$ 23,332,419</u>	<u>\$ 23,098,400</u>	<u>\$ (234,019)</u>

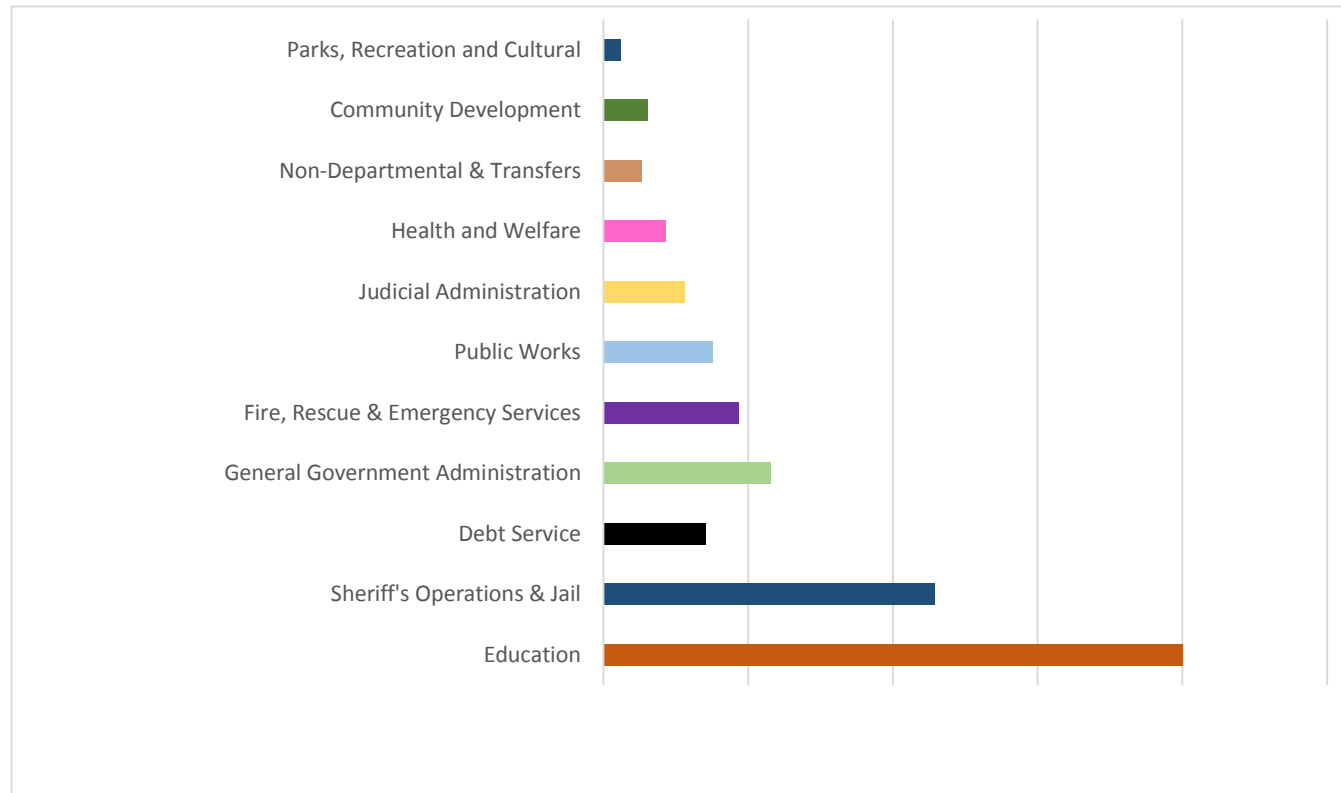
**COUNTY OF SUSSEX  
GENERAL FUND LOCAL REVENUES - BY SOURCE  
FISCAL YEAR ENDING JUNE 30, 2021**



<u>Source</u>	<u>FY2020 Adopted</u>	<u>FY2021 Proposed</u>	<u>Dollar Change</u>
Property Tax	\$ 9,926,054	\$ 10,031,910	\$ 105,856
Other Local Tax	1,388,264	1,281,678	(106,586)
Other Local Revenue	7,846,783	7,811,628	(35,155)
	<u>\$ 19,161,101</u>	<u>\$ 19,125,216</u>	<u>\$ (35,885)</u>



**COUNTY OF SUSSEX  
GENERAL FUND EXPENDITURES - BY FUNCTION  
FISCAL YEAR ENDING JUNE 30, 2021**



<u>Function</u>	<u>FY2020 Adopted</u>	<u>FY2021 Proposed</u>	<u>Dollar Change</u>
Education	\$ 8,003,665	\$ 8,003,652	\$ 13
Sheriff's Operations & Jail	\$ 4,548,477	\$ 4,575,000	\$ (26,523)
Debt Service	\$ 1,892,533	\$ 1,421,641	\$ 470,892
General Government Administration	\$ 2,090,590	\$ 2,314,348	\$ (223,758)
Fire, Rescue & Emergency Services	\$ 1,808,770	\$ 1,872,804	\$ (64,034)
Public Works	\$ 1,395,244	\$ 1,518,340	\$ (123,096)
Judicial Administration	\$ 1,136,158	\$ 1,124,824	\$ 11,334
Health and Welfare	\$ 961,305	\$ 870,386	\$ 90,919
Non-Departmental & Transfers	\$ 618,053	\$ 538,132	\$ 79,921
Community Development	\$ 646,426	\$ 619,208	\$ 27,218
Parks, Recreation and Cultural	\$ 231,698	\$ 240,065	\$ (8,367)
	<u>\$ 23,332,919</u>	<u>\$ 23,098,400</u>	<u>\$ (234,519)</u>

**GENERAL FUND  
FUND 100  
FUND BALANCE SUMMARY FISCAL YEARS 2020-2021**

	General Fund - Unassigned	Fund 135 - Reserve Fund
Beginning Fund Balance 7/1/2019 - Per Audit	\$ 8,902,075	\$ 4,266,248
Projected FY2020 Revenues		
Local	19,161,101	-
Intergovernmental	<u>3,983,294</u>	<u>-</u>
Total	23,144,395	-
Projected FY2020 Expenditures	<u>23,332,919</u>	-
Planned use of Unassigned FB for Capital Projects (Fund 302)	<u>(188,524)</u>	<u>-</u>
Projected Fund Balance 6/30/2020	8,713,551	4,266,248
Projected FY2021 Revenues		
Local	19,125,216	-
Intergovernmental	<u>3,973,184</u>	<u>-</u>
Total	23,098,400	-
Projected FY2021 Expenditures	<u>23,098,400</u>	<u>-</u>
Planned use of Unassigned FB for Capital Projects (Fund 302)	<u>-</u>	<u>-</u>
Projected Fund Balance 6/30/2021	<u>\$ 8,713,551</u>	<u>\$ 4,266,248</u>
12% of Actual General Fund Revenue from 6/30/2019	\$ 3,302,151	
Approximately 12 months' equivalent budgeted for Tipping Fees		\$ 5,700,000

# SUSSEX COUNTY PUBLIC SCHOOLS

## PROPOSED FISCAL YEAR 2021 BUDGET

	FY2020 Approved Budget	FY2021 Adopted Budget
<b>REQUIREMENTS:</b>		
School Board Approved Operating Budget	\$ 18,839,269	\$ 20,147,589
Shared Expense - IT Services - County's Share	40,000	40,000
<b>Total</b>	<b>\$ 18,879,269</b>	<b>\$ 20,187,589</b>
<b>RESOURCES:</b>		
State & Federal Aid	\$ 11,169,761	\$ 11,813,564
Other Revenue	381,855	379,855
Local Contribution	7,959,170	7,954,170
Shared Expense - IT Services - County's Share	40,000	40,000
<b>Total</b>	<b>\$ 19,550,786</b>	<b>\$ 20,187,589</b>
Projected Enrollment:	1,016	1,024
PerPupil Cost	<b>\$ 19,243</b>	<b>\$ 19,714</b>

Sussex County				
Outside Agencies Requests				
<u>Acct#</u>		<u>Adopted Budget</u>	<u>Agency Request</u>	<u>Adopted</u>
		<u>FY20</u>	<u>FY21</u>	<u>FY21</u>
	<u>Agency</u>			
<b>81100</b>				
81100-801	Crater Health District	198,317	148,317	148,317
81100-803	Old Dominion Emergency Medical Services	1,000	-	982
81100-805	District 19 Community Services Board	71,811	76,235	76,235
		271,128	224,552	225,534
<b>81300</b>				
81300-811	Crater District Area Agency On Aging	7,060	11,000	-
81300-814	The Improvement Association	64,000	107,813	64,000
81300-816	Red Cross	2,000	2,000	2,000
81300-820	Virginia Legal Aid Society	1,135	1,276	1,276
81300-822	VA Cooperative Extension	70,768	65,613	65,613
81300-823	Chowan Basin Soil & Water Conservation District	7,415	7,415	7,415
81300-824	South Centre Corridors Resource Conservation	-	-	-
81300-825	Faith Based Coalition	-	7,500	-
81300-829	Chowan Basin Project/City of Franklin	7,480	-	-
		159,858	202,617	140,304
<b>81400</b>				
81400-825	The Wakefield Foundation	11,500	15,000	11,500
81400-826	Blackwater Regional Library	154,985	191,065	191,065
81400-827	Miles B. Carpenter Museum	3,500	10,000	3,500
		169,985	216,065	206,065
<b>81500</b>				
81500-831	John Tyler Community College	1,016	982	982
81500-832	Virginia State University	1,000	1,000	1,000
81500-833	Southside VA Educational Center	1,000	11,124	1,000
81500-834	Richard Bland	1,500	2,000	1,500

Sussex County				
Outside Agencies Requests				
<u>Acct#</u>		<u>Adopted Budget</u>	<u>Agency Request</u>	<u>Adopted</u>
		<u>FY20</u>	<u>FY21</u>	<u>FY21</u>
	<b><u>Agency</u></b>			
		4,516	15,106	4,482
<b>81600</b>				
81600-840	Sussex County Youth & Adult Recreation Association	6,000	10,000	-
81600-841	Sussex County Young Men's Athletic Club	-	15,000	-
81600-842	Jarratt Recreational Association	-	4,000	-
81600-843	Senior Citizens of Eastern Sussex County	10,000	10,000	10,000
81600-844	Southeast 4-H Educational Ctr (Airfield)	10,000	10,000	10,000
81600-845	Waverly Youth Association	-	16,350	-
81600-847	Recreation (Pending to SCYARA)	-		6,000
81600-000	Jessica Ann Moore Foundation	-	20,000	5,000
81600-849	Jarratt Senior Citizens Center		5,000	5,000
New Request	James House		5,000	-
New Request	Waverly Youth Assoc.-Green Machine Football		16,350	-
		26,000	111,700	36,000
<b>81800</b>				
81800-860	Crater Planning District Commission	9,790	9,790	9,790
81800-861	IDA	-	-	-
81800-862	Virginia's Gateway Region	22,000	42,050	21,025
81800-863	Crater Youth Care Commission	110,608	-	120,897
81800-869	Crater Small Business Development	3,000	3,300	3,300
		145,398	55,140	155,012
	<b>Total:</b>		<b>825,180</b>	<b>767,397</b>

Five year Capital Improvements Program								
2021 - 2025								
	FY2019	FY2020	FY2021	FY2021				
	Adopted	Adopted	Dept. Request	Adopted	FY2022	FY2023	FY2024	FY2025
<b><u>Buildings &amp; Grounds</u></b>								
4wd Truck	-	-	-	-	-	-	-	-
Judicial Complex HVAC Phase I	-	-	-	-	-	-	-	-
Judicial Complex HVAC Phase II	50,000	15,963						
Carpet Replacement - General Dist. Court	25,000	-	-	-	-	-	-	-
Water Tower Repairs	150,000	-	-	-	-	-	-	-
County Administration Building - Phase I	-	-	-	-	-	-	-	-
County Administration Building - Phase II	-	-	-	-	-	-	-	-
Equipment	42,000	-	-	-				
Social Services Building Rennovations	-	1,548	17,505	-				
<b><u>Building Official/Inspections</u></b>								
4wd Truck	30,000	-	-	-	-	-	-	-
<b><u>Planning/Community Development</u></b>								
4wd Truck	-	35,000	-	-				
<b><u>Animal Control</u></b>								
Shelter Improvements	-	-	14,610	14,610	-	-	-	-
Vehicle	-	-	36,053	-	-	-	-	-
<b><u>Environmental Inspections</u></b>								
4wd Truck	-	-	-	-	-	-	-	-
<b><u>Registrar</u></b>								
New Voting Machines	-	-	8,625	8,625	-	-	-	-
<b><u>Treasurer</u></b>								
Replace AS400 Server	-	-	-	-	-	-	-	-
Printer	-	12,000						
Security Upgrades	-	10,927						
<b><u>Sheriff</u></b>								
Patrol Vehicles (7)-lease purchase	73,500	110,785	73,500	73,500	-	-	-	-
Patrol Vehicles (5)-lease purchase			216,273	58,397				
CAD Software	-	80,000						
Replace Body Cameras			13,832	-				

	FY2019	FY2020	FY2021	FY2021				
	Adopted	Adopted	Dept. Request	Adopted	FY2022	FY2023	FY2024	FY2025
<b><u>Fire &amp; Rescue</u></b>								
Fire Truck Replacement - escrow	700,000	150,000	150,000	150,000	150,000	150,000	150,000	150,000
Medic Unit Replacement	-	-	-	-	-	-		
Vehicle			50,000	25,000				
Infrastructure Upgrades			3,000,000	-				
<b><u>Public Safety</u></b>								
Vehicle	-	35,000	-	-				
Generator-EOC Office (Waverly Housing)			40,000	40,000				
Waverly Radio Tower Site-2 (two) HVAC Units			20,000	20,000				
<b><u>Social Services</u></b>								
Vehicle	-	25,000	11,000	-				
<b><u>School Division Capital</u></b>								
School Bus Replacement - 3 year lease	27,000	27,000	27,000	27,000	27,000	27,000	27,000	27,000
<b>Total</b>	<b>1,097,500</b>	<b>503,223</b>	<b>3,678,398</b>	<b>417,132</b>	<b>177,000</b>	<b>177,000</b>	<b>177,000</b>	<b>177,000</b>
<b><u>Source of funds</u></b>								
FY21 Proposed Revenue			3,678,398	417,132	TBD	TBD	TBD	TBD







## **Tab 2**

# **Revenue - By Source – All Funds**



			SUSSEX COUNTY	REVENUE				
REVENUE			Actual	Actual	Actual	Adopted	Adopted	Adopted
7/21/2020			2016/2017	2017/2018	2018/2019	2019/2020	2020/2021	2020/2021
			-----	-----	-----	-----	-----	-----
<b>FUND #-100 REVENUE - GENERAL FUND</b>								
	GENERAL PROPERTY TAXES							
11010	REAL PROPERTY TAXES		(4,874,826)	(4,900,538)	(5,165,917)	(5,289,150)	(5,115,400)	
11020	PUBLIC SERVICE CORP TAXES		(721,445)	(754,404)	(727,714)	(749,544)	(792,560)	
11030	PERSONAL PROPERTY TAXES		(2,291,385)	(2,600,813)	(2,445,845)	(2,673,495)	(2,728,900)	
11031	MOBILE HOME TAXES		(20,964)	(20,171)	(14,741)	(13,497)	(14,550)	
11032	FIRE AND RESCUE TAXES		(11,807)	(10,263)	(7,728)	(10,290)	(7,700)	
11040	MACHINERY AND TOOLS TAXES		(1,136,769)	(1,082,947)	(972,765)	(945,942)	(1,118,800)	
11050	MERCHANTS CAPITAL TAXES		(73,227)	(68,274)	(72,423)	(72,136)	(72,000)	
11060	PENALTIES, INTEREST & TREAS. ADMIN.		(155,713)	(184,554)	(204,126)	(172,000)	(182,000)	
<b>TOTAL - GENERAL PROPERTY TAXES</b>			<b>(9,286,136)</b>	<b>(9,621,964)</b>	<b>(9,611,259)</b>	<b>(9,926,054)</b>	<b>(10,031,910)</b>	
	OTHER LOCAL TAXES							
12010	LOCAL SALES, USE AND TAXES		(914,236)	(944,729)	(1,118,546)	(990,054)	(897,528)	
12020	CONSUMER UTILITY TAXES		(87,616)	(99,122)	(100,394)	(90,000)	(92,000)	
12030	BUSINESS LICENSE TAXES		(72,103)	(78,092)	(73,543)	(77,130)	(61,300)	
12050	MOTOR VEHICLE LICENSES		(220,324)	(217,033)	(231,841)	(225,080)	(224,850)	
12060	BANK STOCK TAXES		(4,414)	-	(13,016)	(6,000)	(6,000)	
<b>TOTAL - OTHER LOCAL TAXES</b>			<b>(1,298,693)</b>	<b>(1,338,976)</b>	<b>(1,537,339)</b>	<b>(1,388,264)</b>	<b>(1,281,678)</b>	
	PERMITS, FEES, AND LICENSES							
13000	PERMITS, FEES AND LICENSES							
13010	TOTAL ANIMAL LICENSES		(7,116)	(6,193)	(6,107)	(5,000)	(5,000)	
13030	PERMITS AND OTHER LICENSES		(5,004,577)	(5,719,309)	(8,833,445)	(6,139,260)	(5,977,889)	
<b>TOTAL - PERMITS, FEES, AND LICENSES</b>			<b>(5,011,693)</b>	<b>(5,725,416)</b>	<b>(8,838,445)</b>	<b>(6,144,260)</b>	<b>(5,982,889)</b>	
	FINES AND FORFEITURES							
14010	FINES AND FORFEITURES							
<b>TOTAL - FINES AND FORFEITURES</b>			<b>(1,073,245)</b>	<b>(1,135,508)</b>	<b>(1,256,021)</b>	<b>(1,050,000)</b>	<b>(1,125,000)</b>	
	REVENUE FROM USE OF MONEY/PROPERTY							
15000	REVENUE FROM USE OF MONEY/PROPERTY							
15010	REVENUE FROM USE OF MONEY		(33,391)	(47,904)	(132,400)	(60,000)	(85,000)	
15020	REVENUE FROM USE OF PROPERTY		(77,813)	(79,062)	(69,177)	(57,500)	(60,000)	
<b>TOTAL - REVENUE FROM USE OF MONEY/PROPERTY</b>			<b>(111,204)</b>	<b>(126,966)</b>	<b>(201,577)</b>	<b>(117,500)</b>	<b>(145,000)</b>	

		SUSSEX COUNTY	REVENUE					
REVENUE		Actual	Actual	Actual	Adopted	Adopted		
7/21/2020		2016/2017	2017/2018	2018/2019	2019/2020	2020/2021		
16000	CHARGES FOR SERVICES							
16010	COURT COSTS	(186,798)	(180,461)	(180,032)	(162,865)	(152,765)		
16020	COMMONWEALTH'S ATTORNEY FEES	(1,874)	(1,891)	(2,095)	(1,800)	(1,800)		
16050	CHARGES FOR CORRECTION/DETENTION	(5,588)	(4,101)	(6,526)	(4,300)	(4,300)		
16160	CHARGES FOR COMMUNITY DEVELOPMENT	(24,116)	(10,163)	(9,845)	(10,000)	(9,500)		
16210	CHARGES FOR CREDIT & DEBIT CARD USE	(3,486)	(3,937)	(8,208)	(3,400)	(7,400)		
<b>TOTAL - CHARGES FOR SERVICES</b>		<b>(226,210)</b>	<b>(204,815)</b>	<b>(192,963)</b>	<b>(186,165)</b>	<b>(179,565)</b>		
18000	MISCELLANEOUS REVENUE							
18030	TOTAL EXPENDITURE REFUNDS	(51,370)	(42,068)	(85,527)	(41,000)	(30,000)		
18990	TOTAL MISCELLANEOUS	(114,609)	(204,321)	(101,088)	(10,000)	(11,000)		
<b>TOTAL - MISCELLANEOUS REVENUE</b>		<b>(165,979)</b>	<b>(246,389)</b>	<b>(186,615)</b>	<b>(51,000)</b>	<b>(41,000)</b>		
19000	RECOVERED COSTS							
19000	TOTAL RECOVERED COSTS - WOOD FUEL	(101,224)	(93,438)	(93,438)	(93,438)	(93,438)		
19020	TOTAL RECOVERED COSTS - OTHER	(120,788)	(200,549)	(222,596)	(203,920)	(234,236)		
<b>TOTAL - RECOVERED COSTS</b>		<b>(222,012)</b>	<b>(293,987)</b>	<b>(316,034)</b>	<b>(297,358)</b>	<b>(327,674)</b>		
<b>TOTAL REVENUE FROM LOCAL SOURCES</b>		<b>(17,395,172)</b>	<b>(18,694,021)</b>	<b>(22,140,253)</b>	<b>(19,160,601)</b>	<b>(19,125,216)</b>		

		SUSSEX COUNTY	REVENUE					
REVENUE		Actual	Actual	Actual	Adopted	Adopted		
7/21/2020		2016/2017	2017/2018	2018/2019	2019/2020	2020/2021		
20000	REVENUE FROM THE COMMONWEALTH							
21000	PAYMENT IN LIEU OF TAXES	(53,979)	(41,187)	(49,710)	(49,710)	(39,500)		
22000	NON-CATEGORICAL AID - STATE	(475,791)	(333,419)	(358,422)	(361,500)	(347,100)		
23000	STATE SHARED EXPENSES - CATEGORICAL							
23010	TOTAL COMMONWEALTH'S ATTORNEY	(240,574)	(246,365)	(272,530)	(248,000)	(252,800)		
23020	TOTAL SHERIFF SHARED EXPENSES	(1,299,074)	(1,331,423)	(1,456,296)	(1,389,000)	(1,373,600)		
23030	TOTAL COMMISSIONER OF REVENUE	(74,508)	(76,204)	(82,794)	(76,700)	(79,200)		
23040	TOTAL TREASURER SHARED EXPENSES	(85,327)	(87,120)	(87,184)	(81,500)	(83,100)		
23060	TOTAL REGISTRAR/ELECTORAL BOARD SH	(37,029)	(37,399)	(37,500)	(37,706)	(37,706)		
23070	TOTAL CLERK OF COURT SHARED EXPENSE	(207,532)	(206,260)	(228,402)	(206,000)	(199,000)		
23080	TOTAL JAIL SHARED EXPENSES	(101,116)	(98,688)	(130,484)	(105,000)	(100,000)		
	<b>TOTAL - STATE SHARED EXPENSES - CATEGORICAL</b>	<b>(2,045,160)</b>	<b>(2,083,459)</b>	<b>(2,295,190)</b>	<b>(2,143,906)</b>	<b>(2,125,406)</b>		
24040	OTHER CATEGORICAL AID - STATE							
24040	TOTAL OTHER CATEGORICAL AID - STATE	(4,121,671)	(1,474,864)	(1,636,591)	(1,428,178)	(1,461,178)		
	<b>TOTAL - CATEGORICAL AID - STATE</b>	<b>(6,166,831)</b>	<b>(3,558,323)</b>	<b>(3,931,781)</b>	<b>(3,572,084)</b>	<b>(3,586,584)</b>		
	<b>TOTAL REVENUE FROM THE COMMONWEALTH</b>	<b>(6,696,601)</b>	<b>(3,932,929)</b>	<b>(4,339,913)</b>	<b>(3,983,294)</b>	<b>(3,973,184)</b>		
30000	REVENUE FROM THE FEDERAL GOVERNMENT							
	<b>TOTAL REVENUE FROM THE FEDERAL GOVT</b>	<b>(200)</b>	<b>(1,200)</b>	<b>(3,550)</b>	<b>-</b>	<b>-</b>		
41060	DESIGNATED USE UNASSIGNED FUND BALANCE							
	<b>TOTAL - NON-REVENUE RECEIPTS</b>	<b>(612,118)</b>	<b>(900,819)</b>	<b>(18,180)</b>	<b>(188,524)</b>	<b>-</b>		
	<b>TOTAL REVENUE AND OTHER SOURCES FOR GENERAL FUND</b>	<b>(21,921,870)</b>	<b>(23,529,484)</b>	<b>(26,501,896)</b>	<b>(23,332,419)</b>	<b>(23,098,400)</b>		

			SUSSEX COUNTY	R E V E N U E				
	REVENUE		Actual	Actual	Actual	Adopted	Adopted	
	7/21/2020		2016/2017	2017/2018	2018/2019	2019/2020	2020/2021	
<b>FUND #-105 REVENUE - VPA/DSS FUND</b>								
	TOTAL - MISCELLANEOUS REVENUE		<u>(4,083)</u>	<u>(22,633)</u>	<u>-</u>	<u>-</u>	<u>-</u>	
	TOTAL - CATEGORICAL AID - STATE		<u>(1,516,742)</u>	<u>(1,477,189)</u>	<u>(1,646,697)</u>	<u>(1,792,109)</u>	<u>(1,809,468)</u>	
	TOTAL FUND TRANSFERS		<u>(258,485)</u>	<u>(276,731)</u>	<u>(337,276)</u>	<u>(335,723)</u>	<u>(331,490)</u>	
	<b>TOTAL REVENUE FOR VPA/DSS FUND</b>		<b><u>(1,779,310)</u></b>	<b><u>(1,776,553)</u></b>	<b><u>(1,983,973)</u></b>	<b><u>(2,127,832)</u></b>	<b><u>(2,140,958)</u></b>	
<b>FUND #-110 REVENUE - CSA FUND</b>								
	TOTAL - MISCELLANEOUS REVENUE		<u>-</u>	<u>(23,207)</u>	<u>-</u>	<u>-</u>	<u>-</u>	
	TOTAL - CATEGORICAL AID - STATE		<u>(266,451)</u>	<u>(253,024)</u>	<u>(551,942)</u>	<u>(551,942)</u>	<u>(551,942)</u>	
	TOTAL - FUND TRANSFERS		<u>(173,058)</u>	<u>(173,058)</u>	<u>(173,058)</u>	<u>(173,058)</u>	<u>(173,058)</u>	
	<b>TOTAL REVENUE FOR CSA FUND</b>		<b><u>(439,509)</u></b>	<b><u>(449,289)</u></b>	<b><u>(725,000)</u></b>	<b><u>(725,000)</u></b>	<b><u>(725,000)</u></b>	

			SUSSEX COUNTY	REVENUE			
REVENUE			Actual	Actual	Actual	Adopted	Adopted
7/21/2020			2016/2017	2017/2018	2018/2019	2019/2020	2020/2021
<b>FUND #-121 REVENUE -IPR PROGRAM INCOME FUND</b>							
TOTAL REVENUE FROM USE OF MONEY			(26)	(73)	(25)	(25)	(25)
<b>TOTAL IPR PROGRAM INCOME FUND</b>			<b>(2,679)</b>	<b>(2,678)</b>	<b>(2,025)</b>	<b>(2,025)</b>	<b>(2,025)</b>
<b>FUND #-123 REVENUE - CDBG HOUSING PROGRAM</b>							
15010	REVENUE FROM USE OF MONEY		(35)	(115)	(25)	(25)	(25)
<b>TOTAL REVENUE FOR CDBG HOUSING PROGRAM</b>			<b>(3,809)</b>	<b>(2,052)</b>	<b>(3,425)</b>	<b>(3,425)</b>	<b>(3,425)</b>
<b>FUND #-201 REVENUE -LAW LIBRARY FUND</b>							
15010	TOTAL REVENUE FROM USE OF MONEY		(16)	(54)	(16)	(16)	(16)
<b>TOTAL REVENUE FOR LAW LIBRARY FUND</b>			<b>(898)</b>	<b>(1,030)</b>	<b>(766)</b>	<b>(766)</b>	<b>(766)</b>
<b>FUND #-135 REVENUE -CAPITAL PROJECT/DEBT SERVICE RESERVE FUND</b>							
15010	REVENUE FROM USE OF MONEY		(3,118)	(11,299)	-	-	-
<b>TOTAL REVENUE FOR RESERVE FUND</b>			<b>(703,118)</b>	<b>(11,299)</b>	<b>-</b>	<b>-</b>	<b>-</b>
<b>FUND #-302 REVENUE - CAPITAL PROJECT FUND</b>							
15010	REVENUE FROM USE OF MONEY		(282)	(912)	-	-	-
41050	FUND TRANSFERS		(686,765)	(1,425,489)	(1,097,500)	(503,223)	(417,132)
<b>TOTAL REVENUE FOR CAPITAL PROJECTS FUND</b>			<b>(687,047)</b>	<b>(1,426,401)</b>	<b>(1,097,500)</b>	<b>(503,223)</b>	<b>(417,132)</b>
<b>FUND #-305 REVENUE -MEGA SITE INDUSTRIAL PARK FUND</b>							
TOTAL - CATEGORICAL AID - STATE			(457,025)	(84,447)	-	-	-
TOTAL FUND TRANSFERS			(50,781)	(8,445)	-	-	-
<b>TOTAL - REVENUE - MEGA SITE INDUSTRIAL PARK FUND</b>			<b>(507,806)</b>	<b>(92,892)</b>	<b>-</b>	<b>-</b>	<b>-</b>
<b>FUND #-306 REVENUE - CABIN POINT PARK FUND</b>							
TOTAL - CATEGORICAL AID - STATE			-	(168,100)	-	-	-
TOTAL - REVENUE - CABIN POINT INDUSTRIAL FUND			-	(168,100)	-	-	-
<b>TOTAL REVENUE FOR CABIN POINT PARK FUND</b>			<b>-</b>	<b>(336,200)</b>	<b>-</b>	<b>-</b>	<b>-</b>

			SUSSEX COUNTY	R E V E N U E				
	REVENUE		Actual	Actual	Actual	Adopted	Adopted	Adopted
	7/21/2020		2016/2017	2017/2018	2018/2019	2019/2020	2020/2021	2020/2021
	<b>TOTAL REVENUE - ALL FUNDS</b>		<b>(24,827,736)</b>	<b>(27,517,927)</b>	<b>(27,045,260)</b>	<b>(26,694,690)</b>	<b>(26,387,706)</b>	<b>(26,387,706)</b>





## **Tab 3**

# **Expenditures – By Function – All Funds**



7/21/2020		Actual	Actual	Actual	Adopted	Adopted
		2016/2017	2017/2018	2018/2019	2019/2020	2020/2021
		-----	-----	-----	-----	-----
<b>FUND #100 EXPENDITURES - GENERAL FUND</b>						
	EXPENDITURES-GENERAL GOVERNMENT					
	TOTAL BOARD OF SUPERVISORS	121,586	125,550	146,632	165,920	168,117
	TOTAL COUNTY ADMINISTRATION	615,707	673,051	777,428	869,406	892,101
	TOTAL IT AND CENTRAL ACCOUNTING AS40	31,619	39,007	38,765	38,550	38,765
	TOTAL COUNTY ATTORNEY	86,724	150,442	158,051	130,000	150,000
	TOTAL REGISTRAR/BOARD OF ELECTIONS	182,115	160,971	169,753	205,845	234,341
	TOTAL COMMISSIONER OF REVENUE	224,781	229,433	243,806	264,862	263,143
	TOTAL REASSESSMENT SERVICES	-	-	-	-	150,000
	TOTAL TREASURER	336,461	351,372	357,959	363,557	365,431
	TOTAL LICENSE BUREAU	39,937	48,443	57,438	52,450	52,450
	TOTAL TREASURER & LICENSE BUREAU	376,398	399,815	415,397	416,007	417,881
	<b>TOTAL GENERAL GOVERNMENT</b>	<b>1,638,930</b>	<b>1,778,269</b>	<b>1,949,832</b>	<b>2,090,590</b>	<b>2,314,348</b>
	EXPENDITURES-JUDICIAL ADMINISTRATION					
	TOTAL CIRCUIT COURT	39,459	32,037	32,661	38,607	36,285
	TOTAL GENERAL DISTRICT COURT	17,767	21,990	44,961	44,308	41,358
	TOTAL SPECIAL MAGISTRATES	8,369	8,209	8,655	8,400	8,400
	JUV & DOM RELATIONS COURT	12,262	12,262	12,262	12,262	12,262
	TOTAL CLERK OF COURTS	375,475	361,157	378,268	390,821	403,114
	TOTAL COMMONWEALTH'S ATTORNEY	425,526	424,056	470,357	534,394	541,103
	TOTAL VICTIM/WITNESS PROGRAM	80,144	77,416	101,272	107,366	82,302
	<b>TOTAL JUDICIAL ADMINISTRATION</b>	<b>959,002</b>	<b>937,127</b>	<b>1,048,436</b>	<b>1,136,158</b>	<b>1,124,824</b>
	FIRE, RESCUE & EMERGENCY SERVICES					
	TOTAL FIRE & RESCUE	203,481	150,676	128,203	159,800	162,400
	TOTAL AMBULANCE & RESCUE	742,998	865,289	942,174	1,149,100	1,151,300
	TOTAL EMERGENCY SERVICES	220,215	219,672	180,995	222,911	245,124
	TOTAL FOREST FIRE EXTINCTION	24,000	23,837	23,067	24,000	24,000
	TOTAL ANIMAL CONTROL	214,749	241,899	225,878	252,959	289,980
	<b>TOTAL FIRE, RESCUE &amp; EMERGENCY SERVICES</b>	<b>1,405,443</b>	<b>1,501,373</b>	<b>1,500,317</b>	<b>1,808,770</b>	<b>1,872,804</b>

7/21/2020		Actual	Actual	Actual	Adopted	Adopted
		2016/2017	2017/2018	2018/2019	2019/2020	2020/2021
		-----	-----	-----	-----	-----
<b>FUND #-100 EXPENDITURES - GENERAL FUND</b>						
<b>SHERIFF'S OPERATIONS &amp; JAIL</b>						
	COURTROOM SECURITY	208,141	182,557	190,748	224,871	230,210
	TOTAL FIELD OPERATIONS	1,563,799	1,489,166	1,601,173	1,785,940	1,776,889
	TOTAL SPOT OPERATIONS	54,522	50,628	38,012	59,973	59,208
	TOTAL SELECTIVE ENFORCEMENT	212,196	174,766	178,608	218,800	203,800
	TOTAL WAKEFIELD OPERATIONS	51,146	44,528	53,545	56,954	60,133
	TOTAL E911	169,905	172,369	146,680	198,770	206,165
	TOTAL SCHOOL RESOURCE OFFICERS	109,341	113,236	119,192	122,771	121,542
	TOTAL SHERIFF'S OPERATIONS	2,369,050	2,227,250	2,327,958	2,668,079	2,657,947
	TOTAL CONFINEMENT OF INMATES	1,564,993	1,609,861	1,711,545	1,768,337	1,796,156
	CRATER YOUTH CARE COMMISSION	106,349	113,564	110,608	112,061	120,897
	<b>TOTAL SHERIFF'S OPERATIONS &amp; JAIL</b>	<b>4,040,392</b>	<b>3,950,675</b>	<b>4,150,111</b>	<b>4,548,477</b>	<b>4,575,000</b>
<b>PUBLIC WORKS</b>						
	TOTAL BUILDINGS & GROUNDS	574,093	550,151	531,563	545,528	586,063
	TOTAL GENERAL WORKS	77,445	82,334	118,664	92,000	92,400
	TOTAL REFUSE DISPOSAL	120,443	88,079	78,562	122,350	122,500
	TOTAL ENVIRONMENTAL INSPECTIONS	212,090	292,299	226,386	225,000	225,827
	TOTAL CONVENIENCE CENTERS	-	-	-	410,366	491,550
	<b>TOTAL PUBLIC WORKS</b>	<b>984,071</b>	<b>1,012,863</b>	<b>955,175</b>	<b>1,395,244</b>	<b>1,518,340</b>
<b>HEALTH &amp; WELFARE</b>						
	TOTAL HEALTH	241,970	263,798	263,798	271,128	225,534
	TOTAL COMMUNITY SUPPORT SERVICES	113,055	133,119	159,858	137,583	140,304
	Transfer To VPA/DSS Fund	258,485	276,731	337,276	335,723	331,490
	Trf To CSA Fund 23.87% match	173,058	173,058	173,058	173,058	173,058
	<b>TOTAL HEALTH &amp; WELFARE</b>	<b>786,568</b>	<b>846,706</b>	<b>933,990</b>	<b>917,492</b>	<b>870,386</b>
<b>EDUCATION</b>						
	TOTAL EDUCATION	8,009,440	8,001,686	8,006,686	8,003,665	8,003,652

7/21/2020		Actual	Actual	Actual	Adopted	Adopted
		2016/2017	2017/2018	2018/2019	2019/2020	2020/2021
		-----	-----	-----	-----	-----
<b>PARKS, RECREATION &amp; CULTURAL</b>						
	TOTAL LIBRARY/CULTURAL	<u>169,985</u>	<u>169,985</u>	<u>169,985</u>	<u>191,698</u>	<u>204,065</u>
	TOTAL RECREATIONAL	<u>16,325</u>	<u>26,000</u>	<u>31,000</u>	<u>40,000</u>	<u>36,000</u>
	<b>TOTAL PARKS, RECREATION &amp; CULTURAL</b>	<u>186,310</u>	<u>195,985</u>	<u>200,985</u>	<u>231,698</u>	<u>240,065</u>
<b>FUND #-100 EXPENDITURES - GENERAL FUND</b>						
<b>PLANNING &amp; COMMUNITY DEVELOPMENT</b>						
	TOTAL HOUSING	<u>177,980</u>	<u>132,817</u>	<u>120,787</u>	<u>126,002</u>	<u>127,920</u>
	TOTAL PLANNING	<u>218,933</u>	<u>229,199</u>	<u>204,381</u>	<u>216,589</u>	<u>216,365</u>
	TOTAL BUILDING INSPECTIONS	<u>188,882</u>	<u>189,745</u>	<u>158,824</u>	<u>247,120</u>	<u>238,933</u>
	TOTAL ZONING	<u>260</u>	<u>-</u>	<u>356</u>	<u>1,875</u>	<u>1,875</u>
	PLANNING DEPARTMENT TOTAL	<u>408,075</u>	<u>418,944</u>	<u>363,561</u>	<u>465,584</u>	<u>457,173</u>
	ECONOMIC DEVELOPMENT	<u>44,340</u>	<u>44,840</u>	<u>34,790</u>	<u>54,840</u>	<u>34,115</u>
	<b>TOTAL PLANNING &amp; COMMUNITY DEVELOPMENT</b>	<u>630,395</u>	<u>596,601</u>	<u>519,138</u>	<u>646,426</u>	<u>619,208</u>
	DEBT SERVICE					
	TOTAL DEBT SERVICE	<u>2,073,166</u>	<u>1,830,633</u>	<u>1,894,823</u>	<u>1,892,533</u>	<u>1,421,641</u>
	NON-DEPARTMENTAL					
	<b>TOTAL NON-DEPARTMENTAL</b>	<u>58,183</u>	<u>16,438</u>	<u>121,000</u>	<u>114,830</u>	<u>121,000</u>
	TRANSFERS TO OTHER FUNDS					
	<b>TOTAL TRANSFERS TO OTHER FUNDS</b>	<u>997,546</u>	<u>1,592,962</u>	<u>1,097,500</u>	<u>503,223</u>	<u>417,132</u>
	<b>TOTAL EXPENDITURES GENERAL FUND</b>	<u>21,769,446</u>	<u>22,261,318</u>	<u>22,377,993</u>	<u>23,289,106</u>	<u>23,098,400</u>

7/21/2020		Actual	Actual	Actual	Adopted	Adopted
		2016/2017	2017/2018	2018/2019	2019/2020	2020/2021
		-----	-----	-----	-----	-----
<b>FUND #-105 EXPENDITURES - VPA/DSS FUND</b>						
	TOTAL FOR VPA/DSS FUND	<u>1,784,387</u>	<u>1,755,221</u>	<u>1,796,869</u>	<u>2,127,832</u>	<u>2,140,958</u>
<b>FUND #-110 EXPENDITURES - CSA FUND</b>						
	TOTAL CSA FUND	<u>700,000</u>	<u>425,736</u>	<u>561,806</u>	<u>725,000</u>	<u>725,000</u>
<b>FUND #-121 EXPENDITURES - IPR PROGRAM INCOME FUND</b>						
	TOTAL IPR PROGRAM INCOME FUND	<u>8,262</u>	<u>3,750</u>	<u>2,025</u>	<u>2,025</u>	<u>2,025</u>
<b>FUND #-123 EXPENDITURES - CDBG HOUSING PROGRAM FUND</b>						
	TOTAL CDBG HOUSING PROG. FUND	<u>-</u>	<u>4,375</u>	<u>3,425</u>	<u>3,425</u>	<u>3,425</u>
<b>FUND #-201 EXPENDITURES -LAW LIBRARY FUND</b>						
	TOTAL LAW LIBRARY FUND	<u>611</u>	<u>775</u>	<u>766</u>	<u>766</u>	<u>766</u>
<b>FUND #-302 EXPENDITURES - CAPITAL PROJECTS FUND</b>						
	TOTAL CAPITAL PROJECTS FUND	<u>1,380,142</u>	<u>654,170</u>	<u>1,097,500</u>	<u>503,223</u>	<u>417,132</u>
<b>TOTAL EXPENDITURES - ALL FUNDS</b>		<u>25,693,044</u>	<u>25,096,445</u>	<u>25,834,168</u>	<u>26,651,377</u>	<u>26,387,706</u>









## **Tab 4**

# **Revenue Detail – All Funds**



	A	B	C	D	M	N	O	P	Q
1					<b>SUSSEX COUNTY</b>	<b>R E V E N U E</b>			
2		<b>REVENUE</b>			<b>Actual</b>	<b>Actual</b>	<b>Actual</b>	<b>Adopted</b>	<b>Adopted</b>
3		<b>7/21/2020</b>			<b>2016/2017</b>	<b>2017/2018</b>	<b>2018/2019</b>	<b>2019/2020</b>	<b>2020/2021</b>
4					-----	-----	-----	-----	-----
5		<b>FUND #-100 REVENUE - GENERAL FUND</b>							
6		10000	REVENUE FROM LOCAL SOURCES						
7		11000	GENERAL PROPERTY TAXES						
8		11010	REAL PROPERTY TAXES						
9		011010-1993	RE Taxes - 1993		-		-	-	-
10		011010-1994	RE Taxes - 1994		-		-	-	-
11		011010-1995	RE Taxes - 1995		-		-	-	-
12		011010-1996	RE Taxes - 1996		-		-	-	-
13		011010-1997	RE Taxes - 1997		-	(112)	-	-	-
14		011010-1998	RE Taxes - 1998		-	(113)	-	-	-
15		011010-1999	RE Taxes - 1999		-	(113)	-	-	-
16		011010-2000	RE Taxes - 2000		-	(137)	-	-	-
17		011010-2001	RE Taxes - 2001		-	(137)	-	-	-
18		011010-2002	RE Taxes - 2002		(51)	(148)	-	-	-
19		011010-2003	RE Taxes - 2003		(90)	(119)	-	-	-
20		011010-2004	RE Taxes - 2004		(58)	(70)	-	-	-
21		011010-2005	RE Taxes - 2005		(123)	(70)	-	-	-
22		011010-2006	RE Taxes - 2006		(334)	(86)	-	-	-
23		011010-2007	RE Taxes - 2007		(334)	(86)	-	-	-
24		011010-2008	RE Taxes - 2008		(1,009)	(97)	(10)	-	-
25		011010-2009	RE Taxes - 2009		(1,578)	(97)	(87)	-	-
26		011010-2010	RE Taxes - 2010		(2,405)	(433)	(269)	-	-
27		011010-2011	RE Taxes - 2011		(3,683)	(2,710)	(1,067)	-	-
28		011010-2012	RE Taxes - 2012		(7,495)	(4,637)	(1,826)	-	-
29		011010-2013	RE Taxes - 2013		(6,950)	(8,152)	(3,588)	-	-
30		011010-2014	RE Taxes - 2014		(17,650)	(10,743)	(8,711)	-	-
31		011010-2015	RE Taxes - 2015		(87,345)	(38,330)	(17,707)	(2,000)	-
32		011010-2016	RE Taxes - 2016		(4,707,934)	(102,796)	(47,495)	(5,000)	(2,000)
33		011010-2017	RE Taxes - 2017		-	(4,718,436)	(101,362)	(12,000)	(10,000)
34		011010-2018	RE Taxes - 2018		-		(4,983,795)	(80,000)	(20,000)
35		011010-2019	RE Taxes - 2019					(5,190,150)	(90,000)
36		011010-2020	RE Taxes - 2020						(4,993,400)
37		011010-9997	Unclaimed Fds-Bill in Eq (		(37,787)	(12,916)	-	-	-
38		<b>11010</b>	<b>REAL PROPERTY TAXES</b>		<b>(4,874,826)</b>	<b>(4,900,538)</b>	<b>(5,165,917)</b>	<b>(5,289,150)</b>	<b>(5,115,400)</b>
39									

	A	B	C	D	M	N	O	P	Q
1					<b>SUSSEX COUNTY</b>	<b>R E V E N U E</b>			
2		<b>REVENUE</b>			<b>Actual</b>	<b>Actual</b>	<b>Actual</b>	<b>Adopted</b>	<b>Adopted</b>
3		<b>7/21/2020</b>			<b>2016/2017</b>	<b>2017/2018</b>	<b>2018/2019</b>	<b>2019/2020</b>	<b>2020/2021</b>
4					-----	-----	-----	-----	-----
40		11020	PUBLIC SERVICE CORP TAXES						
41		011020-2013	PSC - 2013		-		-	-	-
42		011020-2014	PSC - 2014		-		-	-	-
43		011020-2015	PSC - 2015		(2,339)		-	-	-
44		011020-2016	PSC - 2016		(719,106)	(45)	-	-	-
45		011020-2017	PSC - 2017		-	(754,359)	-	-	-
46		011020-2018	PSC - 2018		-		(727,714)	-	-
47		011020-2019	PSC - 2019					(749,544)	-
48		011020-2020	PSC - 2020						(792,560)
49		<b>11020</b>	<b>PUBLIC SERVICE CORP TAXES</b>		<b>(721,445)</b>	<b>(754,404)</b>	<b>(727,714)</b>	<b>(749,544)</b>	<b>(792,560)</b>
50									

	A	B	C	D	M	N	O	P	Q
1					<b>SUSSEX COUNTY</b>	<b>REVENUE</b>			
2		<b>REVENUE</b>			<b>Actual</b>	<b>Actual</b>	<b>Actual</b>	<b>Adopted</b>	<b>Adopted</b>
3		<b>7/21/2020</b>			<b>2016/2017</b>	<b>2017/2018</b>	<b>2018/2019</b>	<b>2019/2020</b>	<b>2020/2021</b>
4					-----	-----	-----	-----	-----
51		11030	PERSONAL PROPERTY TAXES						
52		011030-2009	PP Taxes - 2009		-		-	-	-
53		011030-2010	PP Taxes - 2010		-		-	-	-
54		011030-2011	PP Taxes - 2011		-		-	-	-
55		011030-2012	PP Taxes - 2012		(613)	(248)	-	-	-
56		011030-2013	PP Taxes - 2013		(1,414)	(457)	(931)	-	-
57		011030-2014	PP Taxes - 2014		(7,491)	(1,687)	(1,753)	-	-
58		011030-2015	PP Taxes - 2015		(47,373)	(7,051)	(4,380)	-	-
59		011030-2016	PP Taxes - 2016		(2,234,373)	(91,341)	(9,189)	(2,000)	-
60		011030-2017	PP Taxes - 2017		-	(2,499,891)	(95,405)	(5,000)	(1,500)
61		011030-2018	PP Taxes - 2018		-		(2,334,187)	(50,000)	(7,000)
62		011030-2019	PP Taxes - 2019					(2,616,495)	(70,000)
63		011030-2020	PP Taxes - 2020						(2,650,400)
64		011030-9999	PP Taxes - Prior Years		(121)	(138)	-	-	
65		<b>11030</b>	<b>PERSONAL PROPERTY TAXES</b>		<b>(2,291,385)</b>	<b>(2,600,813)</b>	<b>(2,445,845)</b>	<b>(2,673,495)</b>	<b>(2,728,900)</b>
66									

	A	B	C	D	M	N	O	P	Q
1					<b>SUSSEX COUNTY</b>	<b>R E V E N U E</b>			
2		<b>REVENUE</b>			<b>Actual</b>	<b>Actual</b>	<b>Actual</b>	<b>Adopted</b>	<b>Adopted</b>
3		<b>7/21/2020</b>			<b>2016/2017</b>	<b>2017/2018</b>	<b>2018/2019</b>	<b>2019/2020</b>	<b>2020/2021</b>
4					-----	-----	-----	-----	-----
67		11031	MOBILE HOME TAXES						
68		011031-2009	MH Taxes - 2009				-	-	-
69		011031-2010	MH Taxes - 2010		-		-	-	-
70		011031-2011	MH Taxes - 2011		-		-	-	-
71		011031-2012	MH Taxes - 2012		(38)	(26)	-	-	-
72		011031-2013	MH Taxes - 2013		(38)	(52)	(55)	-	-
73		011031-2014	MH Taxes - 2014		(42)	192	(132)	-	-
74		011031-2015	MH Taxes - 2015		(629)	331	(586)	-	-
75		011031-2016	MH Taxes - 2016		(20,217)	(538)	(759)	-	-
76		011031-2017	MH Taxes - 2017		-	(20,078)	(1,195)	(500)	-
77		011031-2018	MH Taxes - 2018		-		(12,014)	(1,000)	(500)
78		011031-2019	MH Taxes - 2019					(11,997)	(1,000)
79		011031-2020	MH Taxes - 2020		-				(13,050)
80		<b>11031</b>	<b>MOBILE HOME TAXES</b>		<b>(20,964)</b>	<b>(20,171)</b>	<b>(14,741)</b>	<b>(13,497)</b>	<b>(14,550)</b>
81									

	A	B	C	D	M	N	O	P	Q
1					<b>SUSSEX COUNTY</b>	<b>R E V E N U E</b>			
2		<b>REVENUE</b>			<b>Actual</b>	<b>Actual</b>	<b>Actual</b>	<b>Adopted</b>	<b>Adopted</b>
3		<b>7/21/2020</b>			<b>2016/2017</b>	<b>2017/2018</b>	<b>2018/2019</b>	<b>2019/2020</b>	<b>2020/2021</b>
4					-----	-----	-----	-----	-----
82		11032	FIRE AND RESCUE TAXES						
83		011032-2013	FR Taxes - 2013				-	-	-
84		011032-2014	FR Taxes - 2014		(115)		-	-	-
85		011032-2015	FR Taxes - 2015		(122)		-	-	-
86		011032-2016	FR Taxes - 2016		(11,570)	(149)	-	-	-
87		011032-2017	FR Taxes - 2017		-	(10,114)	(48)	-	-
88		011032-2018	FR Taxes - 2018		-		(7,680)	(1,000)	-
89		011032-2019	FR Taxes - 2019					(9,290)	(500)
90		011032-2020	FR Taxes - 2020						(7,200)
91		<b>11032</b>	<b>FIRE AND RESCUE TAXES</b>		<b>(11,807)</b>	<b>(10,263)</b>	<b>(7,728)</b>	<b>(10,290)</b>	<b>(7,700)</b>
92					-				

	A	B	C	D	M	N	O	P	Q
1					<b>SUSSEX COUNTY</b>	<b>R E V E N U E</b>			
2		<b>REVENUE</b>			<b>Actual</b>	<b>Actual</b>	<b>Actual</b>	<b>Adopted</b>	<b>Adopted</b>
3		<b>7/21/2020</b>			<b>2016/2017</b>	<b>2017/2018</b>	<b>2018/2019</b>	<b>2019/2020</b>	<b>2020/2021</b>
4					-----	-----	-----	-----	-----
93		11040	MACHINERY AND TOOLS TAXES						
94		011040-2011	MT Taxes - 2011				-	-	-
95		011040-2012	MT Taxes - 2012				-	-	-
96		011040-2013	MT Taxes - 2013				-	-	-
97		011040-2014	MT Taxes - 2014				-	-	-
98		011040-2015	MT Taxes - 2015		(48,624)		-	-	-
99		011040-2016	MT Taxes - 2016		(1,076,338)		-	-	-
100		011040-2017	MT Taxes - 2017		-	(1,082,947)	-	-	-
101		011040-2018	MT Taxes - 2018		-		(972,765)	-	-
102		011040-2019	MT Taxes - 2019					(945,942)	-
103		011040-2020	MT Taxes - 2020						(1,118,800)
104		<b>11040</b>	<b>MACHINERY AND TOOLS TAXES</b>		<b>(1,136,769)</b>	<b>(1,082,947)</b>	<b>(972,765)</b>	<b>(945,942)</b>	<b>(1,118,800)</b>
105									



	A	B	C	D	M	N	O	P	Q
1					<b>SUSSEX COUNTY</b>	<b>R E V E N U E</b>			
2		<b>REVENUE</b>			<b>Actual</b>	<b>Actual</b>	<b>Actual</b>	<b>Adopted</b>	<b>Adopted</b>
3		<b>7/21/2020</b>			<b>2016/2017</b>	<b>2017/2018</b>	<b>2018/2019</b>	<b>2019/2020</b>	<b>2020/2021</b>
4					-----	-----	-----	-----	-----
106		11050	MERCHANTS CAPITAL TAXES						
107		011050-2012	Merchants Cap.	Taxes - 2012	-		-	-	-
108		011050-2013	Merchants Cap.	Taxes - 2013	-		-	-	-
109		011050-2014	Merchants Cap.	Taxes - 2014	-		-	-	-
110		011050-2015	Merchants Cap.	Taxes - 2015	23		-	-	-
111		011050-2016	Merchants Cap.	Taxes - 2016	(73,250)	28	-	-	-
112		011050-2017	Merchants Cap.	Taxes - 2017	-	(68,302)	-	-	-
113		011050-2018	Merchants Cap.	Taxes - 2018	-		(72,423)	-	-
114		011050-2019	Merchants Cap.	Taxes - 2019				(72,136)	-
115		011050-2020	Merchants Cap.	Taxes - 2020					(72,000)
116		<b>11050</b>	<b>MERCHANTS CAPITAL TAXES</b>		<b>(73,227)</b>	<b>(68,274)</b>	<b>(72,423)</b>	<b>(72,136)</b>	<b>(72,000)</b>
117									

	A	B	C	D	M	N	O	P	Q
1					<b>SUSSEX COUNTY</b>	<b>R E V E N U E</b>			
2		<b>REVENUE</b>			<b>Actual</b>	<b>Actual</b>	<b>Actual</b>	<b>Adopted</b>	<b>Adopted</b>
3		<b>7/21/2020</b>			<b>2016/2017</b>	<b>2017/2018</b>	<b>2018/2019</b>	<b>2019/2020</b>	<b>2020/2021</b>
4					-----	-----	-----	-----	-----
118		11060	PENALTIES, INTEREST & TREAS. ADMIN.						
119		011060-0001	Penalties - All Property	Property Ta	(84,182)	(104,739)	(96,858)	(90,000)	(92,000)
120		011060-0002	Interest - All Property	Property Tax	(18,263)	(23,284)	(26,450)	(22,000)	(23,000)
121		011060-0010	DMV - Regist. Withholding Fees		(16,087)	(18,279)	(29,192)	(19,000)	(21,000)
122		011060-0011	Treas. Administrative Fees		(36,556)	(33,999)	(51,626)	(35,000)	(40,000)
123		011060-0012	Judicial Land Sale Fees (JLS)		(625)	(4,253)	-	(6,000)	(6,000)
124		11060	PENALTIES, INTEREST & TREAS. ADMIN.		(155,713)	(184,554)	(204,126)	(172,000)	(182,000)
125		<b>TOTAL - GENERAL PROPERTY TAXES</b>			<b>(9,286,136)</b>	<b>(9,621,964)</b>	<b>(9,611,259)</b>	<b>(9,926,054)</b>	<b>(10,031,910)</b>
126									

	A	B	C	D	M	N	O	P	Q
1					<b>SUSSEX COUNTY</b>	<b>R E V E N U E</b>			
2		<b>REVENUE</b>			<b>Actual</b>	<b>Actual</b>	<b>Actual</b>	<b>Adopted</b>	<b>Adopted</b>
3		<b>7/21/2020</b>			<b>2016/2017</b>	<b>2017/2018</b>	<b>2018/2019</b>	<b>2019/2020</b>	<b>2020/2021</b>
4					-----	-----	-----	-----	-----
127		12000	OTHER LOCAL TAXES						
128		12010	LOCAL SALES, USE AND TAXES						
129		012010-0001	Local Sales, Use and Taxes (LST)		(1,048,461)	(1,086,999)	(1,241,792)	(1,120,000)	(1,026,000)
130		012010-0002	Remittance to Towns - Waverly		124,054	126,925	125,391	125,160	115,220
131		012010-0003	Remittance to Towns - Wakefield		53,839	55,039	54,303	53,872	49,248
132		012010-0004	Remittances to Towns - Jarrett		8,503	6,301	2,499	2,554	2,411
133		012010-0005	Remittance to Towns - Stony Creek		10,390	10,716	10,719	10,360	9,593
134		012011-0010	Transit Occupancy Tax 2% (TOTX)		(62,561)	(56,711)	(69,666)	(62,000)	(48,000)
135		<b>12010</b>	<b>LOCAL SALES, USE AND TAXES</b>		<b>(914,236)</b>	<b>(944,729)</b>	<b>(1,118,546)</b>	<b>(990,054)</b>	<b>(897,528)</b>
136									
137		12020	CONSUMER UTILITY TAXES						
138		012020-0001	Consumer Utility Taxes (CUTX)		(87,616)	(99,122)	(100,394)	(90,000)	(92,000)
139		<b>12020</b>	<b>CONSUMER UTILITY TAXES</b>		<b>(87,616)</b>	<b>(99,122)</b>	<b>(100,394)</b>	<b>(90,000)</b>	<b>(92,000)</b>
140									
141		12030	BUSINESS LICENSE TAXES						
142		012030-0001	Busin. Lic. Tax-Sanitation		(129)	(103)	(52)	(130)	(100)
143		012030-0002	Local Consumption Tax (LCTX)		(31,351)	(39,283)	(40,461)	(35,000)	(32,000)
144		012030-0003	Business Utility Lic. Tax (BTXU)		(16,448)	(14,150)	(14,687)	(17,000)	(14,000)
145		012030-0004	Business License Tax - BPOL		(24,175)	(24,556)	(18,343)	(25,000)	(15,200)
146		<b>12030</b>	<b>BUSINESS LICENSE TAXES</b>		<b>(72,103)</b>	<b>(78,092)</b>	<b>(73,543)</b>	<b>(77,130)</b>	<b>(61,300)</b>
147									
148		12040	FRANCHISE LICENSE TAXES						
149		012040-0001	Franchise License Taxes (FRLC)		-	-	-	-	-
150		12040	FRANCHISE LICENSE TAXES		-	-	1	-	-
151									
152		12050	MOTOR VEHICLE LICENSES						
153		012050-2010	Vehicle Reg. Lic. Tax - 2010		-	-	-	-	-
154		012050-2011	Vehicle Reg. Lic. Tax - 2011		-	-	-	-	-
155		012050-2012	Vehicle Reg. Lic. Tax - 2012		(100)	-	-	-	-
156		012050-2013	Vehicle Reg. Lic. Tax - 2013		(325)	(82)	-	-	-
157		012050-2014	Vehicle Reg. Lic. Tax - 2014		(443)	(295)	(125)	-	-
158		012050-2015	Vehicle Reg. Lic. Tax - 2015		(1,829)	(589)	(514)	-	-
159		012050-2016	Vehicle Reg. Lic. Tax - 2016		(9,692)	(1,560)	(1,100)	-	-
160		012050-2017	Vehicle Reg. Lic. Tax - 2017		(207,935)	(10,426)	(2,481)	(500)	-
161		012050-2018	Vehicle Reg. Lic. Tax - 2018		-	(204,081)	(16,754)	(1,000)	(500)
162		012050-2019	Vehicle Reg. Lic. Tax - 2019		-	-	(210,867)	(15,000)	(1,500)

	A	B	C	D	M	N	O	P	Q
1					<b>SUSSEX COUNTY</b>	<b>R E V E N U E</b>			
2		<b>REVENUE</b>			<b>Actual</b>	<b>Actual</b>	<b>Actual</b>	<b>Adopted</b>	<b>Adopted</b>
3		<b>7/21/2020</b>			<b>2016/2017</b>	<b>2017/2018</b>	<b>2018/2019</b>	<b>2019/2020</b>	<b>2020/2021</b>
4					-----	-----	-----	-----	-----
163		012050-2020	Vehicle Reg. Lic. Tax - 2020					(208,580)	(15,000)
164		012050-2021	Vehicle Reg. Lic. Tax - 2021						(207,850)
165		<b>12050</b>	<b>MOTOR VEHICLE LICENSES</b>		<b>(220,324)</b>	<b>(217,033)</b>	<b>(231,841)</b>	<b>(225,080)</b>	<b>(224,850)</b>
166									
167		12060	BANK STOCK TAXES						
168		012060-0001	Bank Stock Taxes (BKTX)		(4,414)		(13,016)	(6,000)	(6,000)
169		<b>12060</b>	<b>BANK STOCK TAXES</b>		<b>(4,414)</b>	<b>-</b>	<b>(13,016)</b>	<b>(6,000)</b>	<b>(6,000)</b>
170									
171		<b>TOTAL - OTHER LOCAL TAXES</b>			<b>(1,298,693)</b>	<b>(1,338,976)</b>	<b>(1,537,339)</b>	<b>(1,388,264)</b>	<b>(1,281,678)</b>
172									
173		13000	PERMITS, FEES AND LICENSES						
174		13010	ANIMAL LICENSES						
175		013010-2013	Dog Tags - 2013 (DT2013)		-		-	-	-
176		013010-2014	Dog Tags - 2014 (DT2014)		-		-	-	-
177		013010-2015	Dog Tags - 2015 (DT2015)		-		-	-	-
178		013010-2016	Dog Tags - 2016 (DT2016)		(323)		-	-	-
179		013010-2017	Dog Tags - 2017 (DT2017)		(6,793)	(63)	-	-	-
180		013010-2018	Dog Tags - 2018 (DT2018)		-	(6,130)	(247)	-	-
181		013010-2019	Dog Tags - 2019 (DT2019)		-	-	(5,860)	-	-
182		013010-2020	Dog Tags - 2020 (DT2020)					(5,000)	-
183		013010-2021	Dog Tags - 2021 (DT2021)						(5,000)
184		<b>13010</b>	<b>TOTAL ANIMAL LICENSES</b>		<b>(7,116)</b>	<b>(6,193)</b>	<b>(6,107)</b>	<b>(5,000)</b>	<b>(5,000)</b>
185									
186		13030	PERMITS AND OTHER LICENSES						
187		013030-0005	Transfer Fees (TRFE)		(374)	(404)	(401)	(360)	(400)
188		013030-0007	Zoning & Subdiv		(17,357)	(23,176)	(11,995)	(17,000)	(15,000)
189		013030-0008	Building Permits (BLGP)		(50,553)	(44,421)	(45,128)	(45,000)	(50,000)
190		013030-0024	Erosion & Sediment Ctr Permit (ER)		(8,592)	(900)	(2,425)	(1,000)	(1,000)
191		013030-0029	Build. Academy Fees Paid to DH		1,879	633	1,113	-	-
192		013030-0030	Build. Permit Academy Fees (BLA)		(993)	(872)	(875)	(900)	-
193		013030-0031	Quality Control Fees (QUAL)		(225,000)	(187,500)	(712,500)	(375,000)	(375,000)
194		013030-0032	Landfill Tipping Fees GF \$4.4011		(4,703,587)	(5,462,669)	(8,061,234)	(5,700,000)	(5,536,489)
195		<b>13030</b>	<b>PERMITS AND OTHER LICENSES</b>		<b>(5,004,577)</b>	<b>(5,719,309)</b>	<b>(8,833,445)</b>	<b>(6,139,260)</b>	<b>(5,977,889)</b>
196		<b>TOTAL - PERMITS, FEES, AND LICENSES</b>			<b>(5,011,693)</b>	<b>(5,725,416)</b>	<b>(8,838,445)</b>	<b>(6,144,260)</b>	<b>(5,982,889)</b>

	A	B	C	D	M	N	O	P	Q
1					<b>SUSSEX COUNTY</b>	<b>R E V E N U E</b>			
2		<b>REVENUE</b>			<b>Actual</b>	<b>Actual</b>	<b>Actual</b>	<b>Adopted</b>	<b>Adopted</b>
3		<b>7/21/2020</b>			<b>2016/2017</b>	<b>2017/2018</b>	<b>2018/2019</b>	<b>2019/2020</b>	<b>2020/2021</b>
4					-----	-----	-----	-----	-----
197									
198		14010	FINES AND FORFEITURES						
199		014010-0001	Court & Oth. Fines and Forfeitures		(1,071,995)	(1,135,285)	(1,255,383)	(1,050,000)	(1,125,000)
200		014010-0002	Town Cost & Int. from Fines (TCOS)		(1,250)	(223)	(638)	-	
201		014010-0003	REMIT Waverly Town Cost & Interest		-	-	-	-	
202		14010	FINES AND FORFEITURES		(1,073,245)	(1,135,508)	(1,256,021)	(1,050,000)	(1,125,000)
203		<b>TOTAL - FINES AND FORFEITURES</b>			<b>(1,073,245)</b>	<b>(1,135,508)</b>	<b>(1,256,021)</b>	<b>(1,050,000)</b>	<b>(1,125,000)</b>
204									

	A	B	C	D	M	N	O	P	Q
1					<b>SUSSEX COUNTY</b>	<b>R E V E N U E</b>			
2		<b>REVENUE</b>			<b>Actual</b>	<b>Actual</b>	<b>Actual</b>	<b>Adopted</b>	<b>Adopted</b>
3		<b>7/21/2020</b>			<b>2016/2017</b>	<b>2017/2018</b>	<b>2018/2019</b>	<b>2019/2020</b>	<b>2020/2021</b>
4					-----	-----	-----	-----	-----
205		15000	REVENUE FROM USE OF MONEY/PROPERTY						
206		15010	REVENUE FROM USE OF MONEY						
207		015010-0001	Interest on Investments		(33,391)	(47,904)	(132,400)	(60,000)	(85,000)
208		<b>15010</b>	<b>REVENUE FROM USE OF MONEY</b>		<b>(33,391)</b>	<b>(47,904)</b>	<b>(132,400)</b>	<b>(60,000)</b>	<b>(85,000)</b>
209									
210		15020	REVENUE FROM USE OF PROPERTY						
211		015020-0001	Rental of Property - General		(57,977)	(56,510)	(66,718)	(57,500)	(60,000)
212		015020-0002	Cleanup Deposit from Rentals		(100)	(225)	(100)	-	
213		015020-0003	Jail Inmate Telephone Commission		(19,736)	(22,327)	(2,359)	-	-
214		15020	REVENUE FROM USE OF PROPERTY		(77,813)	(79,062)	(69,177)	(57,500)	(60,000)
215		<b>TOTAL - REVENUE FROM USE OF MONEY/PROPERTY</b>			<b>(111,204)</b>	<b>(126,966)</b>	<b>(201,577)</b>	<b>(117,500)</b>	<b>(145,000)</b>
216									

	A	B	C	D	M	N	O	P	Q
1					<b>SUSSEX COUNTY</b>	<b>R E V E N U E</b>			
2		<b>REVENUE</b>			<b>Actual</b>	<b>Actual</b>	<b>Actual</b>	<b>Adopted</b>	<b>Adopted</b>
3		<b>7/21/2020</b>			<b>2016/2017</b>	<b>2017/2018</b>	<b>2018/2019</b>	<b>2019/2020</b>	<b>2020/2021</b>
4					-----	-----	-----	-----	-----
217		16000	CHARGES FOR SERVICES						
218		FUND #-100	REVENUE - GENERAL FUND						
219		16010	COURT COSTS						
220		016010-0002	Courthouse Maintenance Fees (CHMF)		(28,865)	(27,839)	(28,006)	(27,600)	(25,000)
221		016010-0003	Sheriff's Fees (SHFE) \$665.08		(665)	(665)	(665)	(665)	(665)
222		016010-0004	Court Room Security Fees (CRSF)		(154,287)	(149,432)	(148,840)	(132,000)	(125,000)
223		016010-0005	Jail Processing Assess Fees (JPAF)		(2,827)	(2,421)	(2,324)	(2,500)	(2,000)
224		016010-0006	DNA Fees (DNAF)		(154)	(104)	(197)	(100)	(100)
225		016010-0007	High Constable Fees (HCONF)		-	-	-	-	-
226		016010-0008	Tax Levy Sale Fees (TLSF)		-	-	-	-	-
227		016010-0009	Pub Safety Envir. Serv. Chg. (PSE)		-	-	-	-	-
228		<b>16010</b>	<b>COURT COSTS</b>		<b>(186,798)</b>	<b>(180,461)</b>	<b>(180,032)</b>	<b>(162,865)</b>	<b>(152,765)</b>
229									
230		16020	COMMONWEALTH'S ATTORNEY FEES						
231		16020-0001	COMMONWEALTH'S ATTORNEY FEES		(1,874)	(1,891)	(2,095)	(1,800)	(1,800)
232		FUND #-100	REVENUE - GENERAL FUND						
233		<b>16020</b>	<b>COMMONWEALTH'S ATTORNEY FEES</b>		<b>(1,874)</b>	<b>(1,891)</b>	<b>(2,095)</b>	<b>(1,800)</b>	<b>(1,800)</b>
234									
235		16050	CHARGES FOR CORRECTION/DETENTION						
236		016050-0001	Care of Prisoners (PRIS)				(1,864)	-	
237		016050-0003	Medical Co-Pay - Jail		(5,588)	(4,101)	(4,662)	(4,300)	(4,300)
238		<b>16050</b>	<b>CHARGES FOR CORRECTION/DETENTION</b>		<b>(5,588)</b>	<b>(4,101)</b>	<b>(6,526)</b>	<b>(4,300)</b>	<b>(4,300)</b>
239									
240		16060	CHARGES FOR OTHER PROTECTION						
241		016060-0001	Board, Adop & Fees/Animals		(4,348)	(4,691)	(3,424)	(3,800)	(3,800)
242		<b>16060</b>	<b>CHARGES FOR OTHER PROTECTION</b>		<b>(4,348)</b>	<b>(4,691)</b>	<b>(3,424)</b>	<b>(3,800)</b>	<b>(3,800)</b>
243									
244		16160	CHARGES FOR COMMUNITY DEVELOPMENT						
245		016160-0003	IDA Fees & etc (IDAF)		(24,116)	(10,163)	(9,845)	(10,000)	(9,500)
246		<b>16160</b>	<b>CHARGES FOR COMMUNITY DEVELOPME</b>		<b>(24,116)</b>	<b>(10,163)</b>	<b>(9,845)</b>	<b>(10,000)</b>	<b>(9,500)</b>
247									
248		16210	CHARGES FOR CREDIT & DEBIT CARD USE						
249		016210-0001	Service charges for credit card use		(3,486)	(3,937)	(8,208)	(3,400)	(7,400)
250		<b>16210</b>	<b>CHARGES FOR CREDIT &amp; DEBIT CARD USE</b>		<b>(3,486)</b>	<b>(3,937)</b>	<b>(8,208)</b>	<b>(3,400)</b>	<b>(7,400)</b>
251		<b>TOTAL - CHARGES FOR SERVICES</b>			<b>(226,210)</b>	<b>(204,815)</b>	<b>(192,963)</b>	<b>(186,165)</b>	<b>(179,565)</b>
252									

	A	B	C	D	M	N	O	P	Q
1					<b>SUSSEX COUNTY</b>	<b>R E V E N U E</b>			
2		<b>REVENUE</b>			<b>Actual</b>	<b>Actual</b>	<b>Actual</b>	<b>Adopted</b>	<b>Adopted</b>
3		<b>7/21/2020</b>			<b>2016/2017</b>	<b>2017/2018</b>	<b>2018/2019</b>	<b>2019/2020</b>	<b>2020/2021</b>
4					-----	-----	-----	-----	-----
253		18000	MISCELLANEOUS REVENUE						
254		18030	EXPENDITURE REFUNDS						
255		018030-0051	E/R - Health Department		(42,157)	(13,099)	(50,507)	(30,000)	(30,000)
256		018030-0052	E/R - Telephone Expense		-	-	-	-	-
257		018030-0099	Exp. Ref - Other		(9,213)	(28,969)	(35,020)	(11,000)	(11,000)
258		<b>18030</b>	<b>TOTAL EXPENDITURE REFUNDS</b>		<b>(51,370)</b>	<b>(42,068)</b>	<b>(85,527)</b>	<b>(41,000)</b>	<b>(41,000)</b>
259									



	A	B	C	D	M	N	O	P	Q
1					<b>SUSSEX COUNTY</b>	<b>R E V E N U E</b>			
2		<b>REVENUE</b>			<b>Actual</b>	<b>Actual</b>	<b>Actual</b>	<b>Adopted</b>	<b>Adopted</b>
3		<b>7/21/2020</b>			<b>2016/2017</b>	<b>2017/2018</b>	<b>2018/2019</b>	<b>2019/2020</b>	<b>2020/2021</b>
4					-----	-----	-----	-----	-----
260		18990	MISCELLANEOUS						
261		018990-0002	Grants Local-Cameron/Other		-		-	-	-
262		018990-0003	Gifts, Donat. & Disaster Recovery		(1,240)	(6,485)	(3,850)	-	-
263		018990-0004	Dare Program Cont. & Gifts		(1,670)		(669)	-	-
264		018990-0005	Sale of Materials & Supplies		(4,055)	(4,483)	(4,156)	(4,000)	(4,000)
265		018990-0006	Sale of Surplus Property		(40,131)	(28,114)	(4,748)	(1,000)	(1,000)
266		018990-0007	Clothing Collection Recycle		-	-	-	-	-
267		018990-0008	Contrib.-Wav. Tornado Rel		(875)		-	-	-
268		018990-0010	Insurance Adjustments		(23,373)	(12,369)	(55,193)	-	-
269		018990-0011	Gifts/Dona. Animal Control		-	-	(991)	-	-
270		018990-0012	Gifts/Donations Sheriff Dept		-	-	(800)	-	-
271		018990-0020	Local Int fr Clerk		(573)	(527)	(448)	-	(500)
272		018990-0099	Miscellaneous		(42,692)	(152,343)	(30,233)	(5,000)	(5,000)
273		<b>18990</b>	<b>TOTAL MISCELLANEOUS</b>		<b>(114,609)</b>	<b>(204,321)</b>	<b>(101,088)</b>	<b>(10,000)</b>	<b>(10,500)</b>
274		<b>TOTAL - MISCELLANEOUS REVENUE</b>			<b>(165,979)</b>	<b>(246,389)</b>	<b>(186,615)</b>	<b>(51,000)</b>	<b>(51,500)</b>
275									
276		19000	RECOVERED COSTS						
277		019000-0101	Reimb. Interest Woodfuel DHCD Ln		(18,397)	(14,110)	(11,251)	(8,289)	(5,220)
278		019000-0102	Reimb.Principal Woodfuel DHCD Ln		(82,827)	(79,328)	(82,187)	(85,149)	(88,218)
279		<b>19000</b>	<b>TOTAL RECOVERED COSTS - WOOD FUEL</b>		<b>(101,224)</b>	<b>(93,438)</b>	<b>(93,438)</b>	<b>(93,438)</b>	<b>(93,438)</b>
280									
281		19020	RECOVERED COSTS - OTHER						
282		019020-0001	Clerk of Circuit Court		(996)	(1,155)	(1,789)	(1,000)	(1,000)
283		019020-0002	Wakefield Sheriff Patrol		(64,005)	(51,768)	(67,117)	(56,000)	(56,000)
284		019020-0003	Jail Clean Up		(17,946)	(19,650)	(15,619)	(10,000)	(13,000)
285		019020-0004	Trash Collections Reimbursement		(30,846)	-	-	-	-
286		019020-0005	Medical Expense - Sheriff		-	-	-	-	-
287		019020-0006	Jurors and Witnesses		(6,670)	(3,837)	(620)	(5,000)	(3,000)
288		019020-0008	Sch Res Officer - Reimbursement from SB		-	-	(17,408)	(8,700)	(38,236)
289		019020-0009	Rescue Vehicle Shared Costs		-	-	-	-	-
290		019020-0010	Wav. Rescue Shared Costs - Medical		-	(121,933)	(120,043)	(123,220)	(123,000)
291		019020-0099	Recov. Costs Other - Restitution		(325)	(2,206)	-	-	-
292		<b>19020</b>	<b>TOTAL RECOVERED COSTS - OTHER</b>		<b>(120,788)</b>	<b>(200,549)</b>	<b>(222,596)</b>	<b>(203,920)</b>	<b>(234,236)</b>
293		<b>TOTAL - RECOVERED COSTS</b>			<b>(222,012)</b>	<b>(293,987)</b>	<b>(316,034)</b>	<b>(297,358)</b>	<b>(327,674)</b>
294		<b>TOTAL REVENUE FROM LOCAL SOURCES</b>			<b>(17,395,172)</b>	<b>(18,694,021)</b>	<b>(22,140,253)</b>	<b>(19,160,601)</b>	<b>(19,125,216)</b>

	A	B	C	D	M	N	O	P	Q
1					<b>SUSSEX COUNTY</b>	<b>R E V E N U E</b>			
2		<b>REVENUE</b>			<b>Actual</b>	<b>Actual</b>	<b>Actual</b>	<b>Adopted</b>	<b>Adopted</b>
3		<b>7/21/2020</b>			<b>2016/2017</b>	<b>2017/2018</b>	<b>2018/2019</b>	<b>2019/2020</b>	<b>2020/2021</b>
4					-----	-----	-----	-----	-----
295									
296		20000	REVENUE FROM THE COMMONWEALTH						
297									
298		21000	PAYMENT IN LIEU OF TAXES						
299		021000-0101	Service Charge (PILT)		(53,979)	(41,187)	(49,710)	(49,710)	(39,500)
300		<b>21000</b>	<b>PAYMENT IN LIEU OF TAXES</b>		<b>(53,979)</b>	<b>(41,187)</b>	<b>(49,710)</b>	<b>(49,710)</b>	<b>(39,500)</b>
301									

	A	B	C	D	M	N	O	P	Q
1					<b>SUSSEX COUNTY</b>	<b>R E V E N U E</b>			
2		<b>REVENUE</b>			<b>Actual</b>	<b>Actual</b>	<b>Actual</b>	<b>Adopted</b>	<b>Adopted</b>
3		<b>7/21/2020</b>			<b>2016/2017</b>	<b>2017/2018</b>	<b>2018/2019</b>	<b>2019/2020</b>	<b>2020/2021</b>
4					-----	-----	-----	-----	-----
302		22000	NON-CATEGORICAL AID - STATE						
303		022010-0005	Mobile Home Titling Taxes		(15,931)	(14,453)	(18,131)	(12,500)	(14,000)
304		022010-0006	Tax on Deeds (Clerk) - DEED		(64,625)	(62,591)	(68,464)	(62,000)	(62,000)
305		022010-0007	Recordation Taxes - State		(18,273)	(14,121)	(18,993)	(14,000)	(14,000)
306		022010-0008	R.R. & MVC Rolling Stock Tax		(81,184)	(80,515)	(85,738)	(82,000)	(82,000)
307		022010-0009	Auto Rental Tax		-	(16)	(100)	-	(100)
308		022010-0010	Communication Tax		(165,939)	(161,723)	(150,681)	(166,000)	(150,000)
309		022010-0011	Moped ATV Sales Tax (MOAT				(306)		
310		022010-0012	Timber Sold 25% for /Big W		(21,881)	-	(16,009)	(25,000)	(25,000)
311		<b>22000</b>	<b>NON-CATEGORICAL AID - STATE</b>		<b>(475,791)</b>	<b>(333,419)</b>	<b>(358,422)</b>	<b>(361,500)</b>	<b>(347,100)</b>
312									
313		22011	LOCAL FINES FROM DOA TO BE DISTRIBUTED						
314		022011-0011	Local Fines from DOA for Distribution		-	-	-	-	-
315		022011-0012	Remit Local Fines-Waverly		-	-	-	-	-
316		022011-0013	Remit Local Fines-Wakefield		-	-	-	-	-
317		022011-0014	Distrib. fr local fines		-	-	-	-	-
318		022011-0015	Ref State 25% of excess over 65%		-	-	-	-	-
319		22011	TOTAL LOCAL FINES FROM DOA TO BE DISTRIBUTED		-	-	-	-	-
320		<b>TOTAL - NON-CATEGORICAL AID - STATE</b>			<b>(475,791)</b>	<b>(333,419)</b>	<b>(358,422)</b>	<b>(361,500)</b>	<b>(347,100)</b>
321									

	A	B	C	D	M	N	O	P	Q
1					<b>SUSSEX COUNTY</b>	<b>R E V E N U E</b>			
2		<b>REVENUE</b>			<b>Actual</b>	<b>Actual</b>	<b>Actual</b>	<b>Adopted</b>	<b>Adopted</b>
3		<b>7/21/2020</b>			<b>2016/2017</b>	<b>2017/2018</b>	<b>2018/2019</b>	<b>2019/2020</b>	<b>2020/2021</b>
4					-----	-----	-----	-----	-----
322		23000	STATE SHARED EXPENSES - CATEGORICAL						
323		23010	COMMONWEALTH'S ATTORNEY						
324		023010-0001	Commonwealth's Attorney		(240,574)	(246,365)	(272,530)	(248,000)	(252,800)
325		<b>23010</b>	<b>TOTAL COMMONWEALTH'S ATTORNEY</b>		<b>(240,574)</b>	<b>(246,365)</b>	<b>(272,530)</b>	<b>(248,000)</b>	<b>(252,800)</b>
326									
327		23020	SHERIFF SHARED EXPENSES						
328		023020-0001	Sheriff (SESH)		(1,299,074)	(1,331,423)	(1,456,296)	(1,389,000)	(1,373,600)
329		<b>23020</b>	<b>TOTAL SHERIFF SHARED EXPENSES</b>		<b>(1,299,074)</b>	<b>(1,331,423)</b>	<b>(1,456,296)</b>	<b>(1,389,000)</b>	<b>(1,373,600)</b>
330									
331		23030	COMMISSIONER OF REVENUE						
332		023030-0001	Commissioner of Revenue		(74,508)	(76,204)	(82,794)	(76,700)	(79,200)
333		<b>23030</b>	<b>TOTAL COMMISSIONER OF REVENUE</b>		<b>(74,508)</b>	<b>(76,204)</b>	<b>(82,794)</b>	<b>(76,700)</b>	<b>(79,200)</b>
334									
335		23040	TREASURER SHARED EXPENSES						
336		023040-0001	Treasurer (SET)		(85,327)	(87,120)	(87,184)	(81,500)	(83,100)
337		<b>23040</b>	<b>TOTAL TREASURER SHARED EXPENSES</b>		<b>(85,327)</b>	<b>(87,120)</b>	<b>(87,184)</b>	<b>(81,500)</b>	<b>(83,100)</b>
338									
339		23060	REGISTRAR/ELECTORAL BOARD SHARED						
340		023060-0001	Registrar/Electoral Board		(37,029)	(37,399)	(37,500)	(37,706)	(37,706)
341		<b>23060</b>	<b>TOTAL REGISTRAR/ELECTORAL BOARD SH</b>		<b>(37,029)</b>	<b>(37,399)</b>	<b>(37,500)</b>	<b>(37,706)</b>	<b>(37,706)</b>
342									
343		23070	CLERK OF COURT SHARED EXPENSES						
344		023070-0001	Clerk of Court		(207,532)	(206,260)	(228,402)	(206,000)	(199,000)
345		<b>23070</b>	<b>TOTAL CLERK OF COURT SHARED EXPENSE</b>		<b>(207,532)</b>	<b>(206,260)</b>	<b>(228,402)</b>	<b>(206,000)</b>	<b>(199,000)</b>
346									
347		23080	JAIL SHARED EXPENSES						
348		023080-0001	Jail (SEJA)		(101,116)	(98,688)	(130,484)	(105,000)	(100,000)
349		<b>23080</b>	<b>TOTAL JAIL SHARED EXPENSES</b>		<b>(101,116)</b>	<b>(98,688)</b>	<b>(130,484)</b>	<b>(105,000)</b>	<b>(100,000)</b>
350		<b>TOTAL - STATE SHARED EXPENSES - CATEGORICAL</b>			<b>(2,045,160)</b>	<b>(2,083,459)</b>	<b>(2,295,190)</b>	<b>(2,143,906)</b>	<b>(2,125,406)</b>
351									

	A	B	C	D	M	N	O	P	Q
1					<b>SUSSEX COUNTY</b>	<b>R E V E N U E</b>			
2		<b>REVENUE</b>			<b>Actual</b>	<b>Actual</b>	<b>Actual</b>	<b>Adopted</b>	<b>Adopted</b>
3		<b>7/21/2020</b>			<b>2016/2017</b>	<b>2017/2018</b>	<b>2018/2019</b>	<b>2019/2020</b>	<b>2020/2021</b>
4					-----	-----	-----	-----	-----
352		24040	OTHER CATEGORICAL AID - STATE						
353		024040-0001	Criminal Justice Grant (CJGT			(13,500)	(36,827)		
354		024040-0007	Litter Control or DEQ Grant		(2,670)	(2,546)	(6,207)	(3,000)	
355		024040-0008	Emergency Management Grants			-			
356		024040-0009	Animal Friendly Plates-DMV		(168)	(214)	(168)	(160)	(160)
357		024040-0010	E911 Wireless from State (911)		(83,023)	(86,066)	(59,959)	(50,000)	(54,000)
358		024040-0012	Fire Programs Fund		(27,932)	(58,062)	(30,504)	-	(30,000)
359		024040-0014	Tobacco Idem. Commission Grants				-	-	-
360		024040-0015	E-911 PSAP Grant ID 7 (911G7)		(1,919)	(2,000)	(770)	-	-
361		024040-0100	DHCD Grant - Housing etc.		(22,678)	(40,880)	(88,326)	-	-
362		024040-0102	Victim Witness Program		(78,025)	(78,025)	(105,474)	(107,366)	(107,366)
363		024040-0121	Emergency Med Serv 2-4 Life		-	(9,378)	(20,152)	(9,900)	(9,900)
364		024040-0131	LGCG - Matching Art Grant		(5,000)		-	-	
365		024040-0141	Highway Safety Grant		(14,748)	(12,627)	(13,608)	(16,700)	(16,700)
366		024040-0151	VHDA Grants (VHDA)		(83,460)	(75,716)	(98,661)	(88,000)	(90,000)
367		024040-0152	Crim. Just. School Resource Officer		(36,356)		(65,185)	(59,900)	(59,900)
368		024040-2009	2009 PTR Distribution fr. Avail. Reimb.				-	-	-
369		024040-2010	2010 PTR Distribution fr. Avail. Reimb.				-	-	-
370		024040-2011	2011 PTR Distribution fr. Avail. Reimb.				-	-	-
371		024040-2012	2012 PTR Distribution fr. Avail. Reimb.				-	-	-
372		024040-2013	2013 PTR Distribution fr. Avail. Reimb.		-		-	-	-
373		024040-2014	2014 PTR Distribution fr. Avail. Reimb.				-	-	-
374		024040-2015	2015 PTR Distribution fr. Avail. Reimb.				-	-	-
375		024040-2016	2016 PTR Tax Relief from Commonwealth				-	-	-
376		024040-2999	PTR Tax Relief fr Commonw. (P		(1,093,152)	(1,093,152)	(1,093,152)	(1,093,152)	(1,093,152)
377		024040-9999	State Grants - Other		(10,084)	(2,698)	(17,598)	-	-
378		24040	TOTAL OTHER CATEGORICAL AID - STATE		(4,121,671)	(1,474,864)	(1,636,591)	(1,428,178)	(1,461,178)
379			TOTAL - CATEGORICAL AID - STATE		(6,166,831)	(3,558,323)	(3,931,781)	(3,572,084)	(3,586,584)
380		<b>FUND #-100 REVENUE - GENERAL FUND</b>							
381		<b>TOTAL REVENUE FROM THE COMMONWEALTH</b>			<b>(6,696,601)</b>	<b>(3,932,929)</b>	<b>(4,339,913)</b>	<b>(3,983,294)</b>	<b>(3,973,184)</b>
382									

	A	B	C	D	M	N	O	P	Q
1					<b>SUSSEX COUNTY</b>	<b>R E V E N U E</b>			
2		<b>REVENUE</b>			<b>Actual</b>	<b>Actual</b>	<b>Actual</b>	<b>Adopted</b>	<b>Adopted</b>
3		<b>7/21/2020</b>			<b>2016/2017</b>	<b>2017/2018</b>	<b>2018/2019</b>	<b>2019/2020</b>	<b>2020/2021</b>
4					-----	-----	-----	-----	-----
383		30000	REVENUE FROM THE FEDERAL GOVERNMENT						
384		032010-0001	CDBG - Housing & Community Development			(1,200)	-	-	-
385		032010-0002	Federal Funds Other Misc				(3,150)		-
386		032020-0001	Social Security Adm. BTY - Jail		(200)		(400)	-	-
387		TOTAL REVENUE FROM THE FEDERAL GOVT			<u>(200)</u>	<u>(1,200)</u>	<u>(3,550)</u>	<u>-</u>	<u>-</u>
388									
394		41060	DESIGNATED USE UNASSIGNED FUND BALANCE						
395		041060-0100	Designated use of Unassigned General Fund		(612,118)	(900,819)	(18,180)	(188,524)	-
396		41060	TOTAL DESIGNATED USE OF UNASSIGNED F		<u>(612,118)</u>	<u>(900,819)</u>	<u>(18,180)</u>	<u>(188,524)</u>	<u>-</u>
397		<b>TOTAL - NON-REVENUE RECEIPTS</b>			<b><u>(612,118)</u></b>	<b><u>(900,819)</u></b>	<b><u>(18,180)</u></b>	<b><u>(188,524)</u></b>	<b><u>-</u></b>
398									
399		<b>TOTAL REVENUE AND OTHER SOURCES FOR GENERAL FUN</b>			<b><u>(24,704,091)</u></b>	<b><u>(23,528,969)</u></b>	<b><u>(26,501,896)</u></b>	<b><u>(23,332,419)</u></b>	<b><u>(23,098,400)</u></b>
400									
401									
402									
403									
404									
405									
406									
407									
408									
409									
410									

	A	B	C	D	M	N	O	P	Q
1					<b>SUSSEX COUNTY</b>	<b>R E V E N U E</b>			
2		<b>REVENUE</b>			<b>Actual</b>	<b>Actual</b>	<b>Actual</b>	<b>Adopted</b>	<b>Adopted</b>
3		<b>7/21/2020</b>			<b>2016/2017</b>	<b>2017/2018</b>	<b>2018/2019</b>	<b>2019/2020</b>	<b>2020/2021</b>
4					-----	-----	-----	-----	-----
411		<b>FUND #-105 REVENUE - VPA/DSS FUND</b>							
412		<b>TOTAL - REVENUE - VPA/DSS FUND</b>							
413									
414		18000	MISCELLANEOUS REVENUE						
415		018030-0099	Expenditure Refunds-Other		(4,083)	(22,633)	-	-	-
416		18030	EXPENDITURE REFUNDS		(4,083)	(22,633)	-	-	-
417									
418		018990-0001	Grants - Individual Grant Projects		-	-	-	-	-
419		18990	MISCELLANEOUS		-	-	-	-	-
420		<b>TOTAL - MISCELLANEOUS REVENUE</b>			<b>(4,083)</b>	<b>(22,633)</b>	<b>-</b>	<b>-</b>	<b>-</b>
421									
422		24000	CATEGORICAL AID - STATE						
423		24010-0099	WELFARE-STATE		(1,516,742)	(1,477,189)	(1,646,697)	(1,792,109)	(1,809,468)
424		<b>TOTAL - CATEGORICAL AID - STATE</b>			<b>(1,516,742)</b>	<b>(1,477,189)</b>	<b>(1,646,697)</b>	<b>(1,792,109)</b>	<b>(1,809,468)</b>
425									
426		41050	FUND TRANSFERS						
427		041050-0100	TRANSFERS FROM GENERAL FUND		(258,485)	(276,731)	(337,276)	(335,723)	(331,490)
428			TOTAL FUND TRANSFERS		(258,485)	(276,731)	(337,276)	(335,723)	(331,490)
429		<b>TOTAL REVENUE FOR VPA/DSS FUND</b>			<b>(1,779,310)</b>	<b>(1,776,553)</b>	<b>(1,983,973)</b>	<b>(2,127,832)</b>	<b>(2,140,958)</b>

	A	B	C	D	M	N	O	P	Q
1					<b>SUSSEX COUNTY</b>	<b>R E V E N U E</b>			
2		<b>REVENUE</b>			<b>Actual</b>	<b>Actual</b>	<b>Actual</b>	<b>Adopted</b>	<b>Adopted</b>
3		<b>7/21/2020</b>			<b>2016/2017</b>	<b>2017/2018</b>	<b>2018/2019</b>	<b>2019/2020</b>	<b>2020/2021</b>
4					-----	-----	-----	-----	-----
430		<b>FUND #-110 REVENUE - CSA FUND</b>							
431		<b>TOTAL - REVENUE - CSA FUND</b>							
432		18000	MISCELLANEOUS REVENUE						
433		18030	EXPENDITURE REFUNDS						
434		018030-0099	Expenditure Refunds - Other		<u>-</u>	<u>(23,207)</u>	<u>-</u>	<u>-</u>	<u>-</u>
435			TOTAL EXPENDITURE REFUNDS		<u>-</u>	<u>(23,207)</u>	<u>-</u>	<u>-</u>	<u>-</u>
436		<b>TOTAL - MISCELLANEOUS REVENUE</b>			<u>-</u>	<u>(23,207)</u>	<u>-</u>	<u>-</u>	<u>-</u>
437									
438		24000	CATEGORICAL AID - STATE						
439		024020-0199	COMPREHENSIVE SERVICE GRANTS		<u>(266,451)</u>	<u>(253,024)</u>	<u>(551,942)</u>	<u>(551,942)</u>	<u>(551,942)</u>
440		<b>TOTAL - CATEGORICAL AID - STATE</b>			<u>(266,451)</u>	<u>(253,024)</u>	<u>(551,942)</u>	<u>(551,942)</u>	<u>(551,942)</u>
441									
442		41050	FUND TRANSFERS						
443		041050-0100	TRANSFER-IN - GENERAL FUND - 23.87% MATCH		<u>(173,058)</u>	<u>(173,058)</u>	<u>(173,058)</u>	<u>(173,058)</u>	<u>(173,058)</u>
444		<b>TOTAL - FUND TRANSFERS</b>			<u>(173,058)</u>	<u>(173,058)</u>	<u>(173,058)</u>	<u>(173,058)</u>	<u>(173,058)</u>
445									
446		<b>TOTAL REVENUE FOR CSA FUND</b>			<u>(439,509)</u>	<u>(449,289)</u>	<u>(725,000)</u>	<u>(725,000)</u>	<u>(725,000)</u>
447									



	A	B	C	D	M	N	O	P	Q
1					<b>SUSSEX COUNTY</b>	<b>R E V E N U E</b>			
2		<b>REVENUE</b>			<b>Actual</b>	<b>Actual</b>	<b>Actual</b>	<b>Adopted</b>	<b>Adopted</b>
3		<b>7/21/2020</b>			<b>2016/2017</b>	<b>2017/2018</b>	<b>2018/2019</b>	<b>2019/2020</b>	<b>2020/2021</b>
4					-----	-----	-----	-----	-----
448		<b>FUND #-121 REVENUE -IPR PROGRAM INCOME FUND</b>							
449	15010-0001	REVENUE FROM USE OF MONEY			(26)	(73)	(25)	(25)	(25)
450		TOTAL REVENUE FROM USE OF MONEY			(26)	(73)	(25)	(25)	(25)
451									
452	19000	RECOVERED COSTS							
453	19020	IPR-Low Income Loan Payment			-	-	(100)	(100)	(100)
454	19030	IPR P9 09 Grant Loan Pmt.			(300)	(300)	(300)	(300)	(300)
455	19060	IPR P4 03 Grant Loan Pmt.			-	-	-	-	-
456	19062	IPR P6 06 Grant Loan Pmt.			-	-	-	-	-
457	19063	IPR 13 2013 Grant Loan Pmt.			(2,253)	(2,002)	(1,500)	(1,500)	(1,500)
458	19064	IPR 13 2014 Grant Loan Pmt.			(100)	(303)	(100)	(100)	(100)
459		TOTAL - RECOVERED COSTS			(2,653)	(2,605)	(2,000)	(2,000)	(2,000)
460									
461		<b>TOTAL IPR PROGRAM INCOME FUND</b>			<b>(2,679)</b>	<b>(2,678)</b>	<b>(2,025)</b>	<b>(2,025)</b>	<b>(2,025)</b>
462									

	A	B	C	D	M	N	O	P	Q
1					<b>SUSSEX COUNTY</b>	<b>R E V E N U E</b>			
2		<b>REVENUE</b>			<b>Actual</b>	<b>Actual</b>	<b>Actual</b>	<b>Adopted</b>	<b>Adopted</b>
3		<b>7/21/2020</b>			<b>2016/2017</b>	<b>2017/2018</b>	<b>2018/2019</b>	<b>2019/2020</b>	<b>2020/2021</b>
4					-----	-----	-----	-----	-----
463		<b>FUND #-123 REVENUE - CDBG HOUSING PROGRAM</b>							
464		15010	REVENUE FROM USE OF MONEY						
465		015010-0001	Interest Earned on Bank Deposit		<u>(35)</u>	<u>(115)</u>	<u>(25)</u>	<u>(25)</u>	<u>(25)</u>
466		15010	REVENUE FROM USE OF MONEY		<u>(35)</u>	<u>(115)</u>	<u>(25)</u>	<u>(25)</u>	<u>(25)</u>
467									
468		19000	RECOVERED COSTS						
469		19020	Pocahontas Loan Payment		<u>-</u>	<u>-</u>	<u>-</u>	<u>-</u>	<u>-</u>
470		19030	Sussex Garden Loan Payment		<u>(3,684)</u>	<u>(1,937)</u>	<u>(3,200)</u>	<u>(3,200)</u>	<u>(3,200)</u>
471		19040	Low Income Loan Pay LM		<u>(90)</u>	<u>-</u>	<u>(200)</u>	<u>(200)</u>	<u>(200)</u>
472		19060	CDBG - Low Income Loan Payment		<u>-</u>	<u>-</u>	<u>-</u>	<u>-</u>	<u>-</u>
473		TOTAL - RECOVERED COSTS			<u>(3,774)</u>	<u>(1,937)</u>	<u>(3,400)</u>	<u>(3,400)</u>	<u>(3,400)</u>
474									
475		<b>TOTAL REVENUE FOR CDBG HOUSING PROGRAM</b>			<u><b>(3,809)</b></u>	<u><b>(2,052)</b></u>	<u><b>(3,425)</b></u>	<u><b>(3,425)</b></u>	<u><b>(3,425)</b></u>
476									

	A	B	C	D	M	N	O	P	Q
1					<b>SUSSEX COUNTY</b>	<b>R E V E N U E</b>			
2		<b>REVENUE</b>			<b>Actual</b>	<b>Actual</b>	<b>Actual</b>	<b>Adopted</b>	<b>Adopted</b>
3		<b>7/21/2020</b>			<b>2016/2017</b>	<b>2017/2018</b>	<b>2018/2019</b>	<b>2019/2020</b>	<b>2020/2021</b>
4					-----	-----	-----	-----	-----
477		<b>FUND #-201 REVENUE -LAW LIBRARY FUND</b>							
478		10000	REVENUE FROM LOCAL SOURCES						
479		15010	REVENUE FROM USE OF MONEY						
480		015010-0001	Interest Earned on Bank Deposit		<u>(16)</u>	<u>(54)</u>	<u>(16)</u>	<u>(16)</u>	<u>(16)</u>
481		15010	TOTAL REVENUE FROM USE OF MONEY		<u>(16)</u>	<u>(54)</u>	<u>(16)</u>	<u>(16)</u>	<u>(16)</u>
482									
483		16010	COURT COSTS						
484		016010-0004	Law Library Fees		<u>(882)</u>	<u>(976)</u>	<u>(750)</u>	<u>(750)</u>	<u>(750)</u>
485		16000	CHARGES FOR SERVICES		<u>(882)</u>	<u>(976)</u>	<u>(750)</u>	<u>(750)</u>	<u>(750)</u>
486		<b>TOTAL REVENUE FOR LAW LIBRARY FUND</b>			<b><u>(898)</u></b>	<b><u>(1,030)</u></b>	<b><u>(766)</u></b>	<b><u>(766)</u></b>	<b><u>(766)</u></b>
487									
488									

	A	B	C	D	M	N	O	P	Q
1					<b>SUSSEX COUNTY</b>	<b>R E V E N U E</b>			
2		<b>REVENUE</b>			<b>Actual</b>	<b>Actual</b>	<b>Actual</b>	<b>Adopted</b>	<b>Adopted</b>
3		<b>7/21/2020</b>			<b>2016/2017</b>	<b>2017/2018</b>	<b>2018/2019</b>	<b>2019/2020</b>	<b>2020/2021</b>
4					-----	-----	-----	-----	-----
489		<b>FUND #-135 REVENUE -CAPITAL PROJECT/DEBT SERVICE RESERVE FUND</b>							
490		TOTAL - REVENUE - RESERVE FUND							
491		10000	REVENUE FROM LOCAL SOURCES						
492		15010	REVENUE FROM USE OF MONEY						
493		015010-0001	Interest Earned on Bank Deposit		<u>(3,118)</u>	<u>(11,299)</u>	<u>-</u>	<u>-</u>	<u>-</u>
494		15010	REVENUE FROM USE OF MONEY		<u>(3,118)</u>	<u>(11,299)</u>	<u>-</u>	<u>-</u>	<u>-</u>
495									
496		41050	FUND TRANSFERS						
497		041050-0100	Transfer from General Fund		<u>(700,000)</u>	<u>-</u>	<u>-</u>	<u>-</u>	<u>-</u>
498		041050-0303	Transfer From Elem. School CP		<u>-</u>	<u>-</u>	<u>-</u>	<u>-</u>	<u>-</u>
499		41050	FUND TRANSFERS		<u>(700,000)</u>	<u>-</u>	<u>-</u>	<u>-</u>	<u>-</u>
500		<b>TOTAL REVENUE FOR RESERVE FUND</b>			<b><u>(703,118)</u></b>	<b><u>(11,299)</u></b>	<b><u>-</u></b>	<b><u>-</u></b>	<b><u>-</u></b>
501									
502									

	A	B	C	D	M	N	O	P	Q
1					<b>SUSSEX COUNTY</b>	<b>R E V E N U E</b>			
2		<b>REVENUE</b>			<b>Actual</b>	<b>Actual</b>	<b>Actual</b>	<b>Adopted</b>	<b>Adopted</b>
3		<b>7/21/2020</b>			<b>2016/2017</b>	<b>2017/2018</b>	<b>2018/2019</b>	<b>2019/2020</b>	<b>2020/2021</b>
4					-----	-----	-----	-----	-----
503		<b>FUND #-302 REVENUE - CAPITAL PROJECT FUND</b>							
504		TOTAL - REVENUE - CAPITAL PROJECT FUND							
505		10000	REVENUE FROM LOCAL SOURCES						
506									
507		015010-0001	Interest Earned on Bank Deposit		(282)	(912)	-	-	-
508		15010	REVENUE FROM USE OF MONEY		(282)	(912)	-	-	-
509									
510		16000	CHARGES FOR SERVICES						
511		16010	COURT COSTS		-	-	-	-	-
512		TOTAL - CHARGES FOR SERVICES			-	-	-	-	-
513									
514		41050	FUND TRANSFERS						
515		041050-0100	Transfer from General Fund		(246,765)	(1,425,489)	(1,097,500)	(503,223)	(417,132)
516		041050-0135	Transfer From Reserve for Capital/Debt Fur		-	-	-	-	-
517		041050-0999	Trf in fr Fd. 999 - Escrow Account		(440,000)	-	-	-	-
518									
519		41050	FUND TRANSFERS		(686,765)	(1,425,489)	(1,097,500)	(503,223)	(417,132)
520									
521		<b>TOTAL REVENUE FOR CAPITAL PROJECTS FUND</b>			<b>(687,047)</b>	<b>(1,426,401)</b>	<b>(1,097,500)</b>	<b>(503,223)</b>	<b>(417,132)</b>
522									

	A	B	C	D	M	N	O	P	Q
1					<b>SUSSEX COUNTY</b>	<b>R E V E N U E</b>			
2		<b>REVENUE</b>			<b>Actual</b>	<b>Actual</b>	<b>Actual</b>	<b>Adopted</b>	<b>Adopted</b>
3		<b>7/21/2020</b>			<b>2016/2017</b>	<b>2017/2018</b>	<b>2018/2019</b>	<b>2019/2020</b>	<b>2020/2021</b>
4					-----	-----	-----	-----	-----
523		<b>FUND #-305 REVENUE -MEGA SITE INDUSTRIAL PARK FUND</b>							
524		TOTAL - REVENUE - MEGA SITE INDUSTRIAL PARK FUND							
525		24000	CATEGORICAL AID - STATE						
526		024040-0016	Tobacco Commission-Mega Site Park		(457,025)	(84,447)	-	-	-
527		TOTAL - CATEGORICAL AID - STATE			(457,025)	(84,447)	-	-	-
528									
529		41050	FUND TRANSFERS						
530			Encumbrance - Carried Over		-		-	-	-
531		041050-0100	Transfer from General Fund		(50,781)	(8,445)	-	-	-
532		041050-0135	Transfer From Reserve for Capital/Debt Fur		-	-	-	-	-
533		TOTAL FUND TRANSFERS			(50,781)	(8,445)	-	-	-
534		<b>TOTAL - REVENUE - MEGA SITE INDUSTRIAL PARK FUND</b>			<b>(507,806)</b>	<b>(92,892)</b>	<b>-</b>	<b>-</b>	<b>-</b>
535									
536									

	A	B	C	D	M	N	O	P	Q
1					<b>SUSSEX COUNTY</b>	<b>R E V E N U E</b>			
2		<b>REVENUE</b>			<b>Actual</b>	<b>Actual</b>	<b>Actual</b>	<b>Adopted</b>	<b>Adopted</b>
3		<b>7/21/2020</b>			<b>2016/2017</b>	<b>2017/2018</b>	<b>2018/2019</b>	<b>2019/2020</b>	<b>2020/2021</b>
4					-----	-----	-----	-----	-----
537		<b>FUND #-306 REVENUE - CABIN POINT PARK FUND</b>							
538									
539		TOTAL - REVENUE - CABIN POINT INDUSTRIAL FUND							
540		24040	CATEGORICAL AID - STATE						
541		024040-0016	Tobacco Commission Grant - Cabin Point		-	(168,100)	-	-	-
542		TOTAL - CATEGORICAL AID - STATE			-	(168,100)	-	-	-
543									
544		41050	TRANSFER FROM OTHER FUNDS						
545		041050-0100	Tfr. from General Fund-Matching Funds		-	(168,100)	-	-	-
546		41050	TRANSFER FROM OTHER FUNDS		-	(168,100)	-	-	-
547		TOTAL - REVENUE - CABIN POINT INDUSTRIAL FUND			-	(168,100)	-	-	-
548									
549		<b>TOTAL REVENUE FOR CABIN POINT PARK FUND</b>			<b>-</b>	<b>(336,200)</b>	<b>-</b>	<b>-</b>	<b>-</b>
550									
551									
552		<b>TOTAL REVENUE - ALL FUNDS</b>			<b>(24,827,736)</b>	<b>(27,517,927)</b>	<b>(27,045,260)</b>	<b>(26,694,690)</b>	<b>(26,387,706)</b>







## **Tab 5**

# **Expenditure Detail – All Funds**



	A	B	C	H	I	J	K	M
4		7/21/2020		Actual	Actual	Actual	Adopted	Adopted
5				2016/2017	2017/2018	2018/2019	2019/2020	2020/2021
6				-----	-----	-----	-----	
7		<b>FUND #-100 EXPENDITURES - GENERAL FUND</b>						
8			<b>EXPENDITURES-GENERAL GOVERNMENT</b>					
9		011100 -111-110-000	<b>BOARD OF SUPERVISORS</b>					
10		011100-1111-111-110	Salaries and Wages - Regular	45,900	48,061	53,243	53,244	53,244
11		011100-1116-111-110	Other Pay	1,200	1,320	1,800	1,800	2,400
12		011100-1121-111-110	Employer FICA Tax	3,603	3,778	4,211	4,073	4,073
13		011100-1124-111-110	Health Care Benefits	41,060	48,525	59,064	69,216	70,812
14		011100-1128-111-110	Worker's Comp - Self Insured	40	37	36	37	38
15		011100-1201-111-110	Organization Membership	450	450	450	450	450
16		011100-1202-111-110	Publ., Subsc., Books, Ref. Mat			75		
17		011100-1203-111-110	Workshops and Conferences	3,570	3,280	2,420	12,000	12,000
18		011100-1204-111-110	Lodging	6,776	3,196	5,553	2,500	2,500
19		011100-1205-111-110	Meals	781	153	307	1,000	1,000
20		011100-1206-111-110	Transportation (exclude mileag	1,761	2,109	271	1,000	1,000
21		011100-1207-111-110	Mileage-Training/Conferences	480	251	-		
22		011100-1225-111-110	Management Consulting Services	4,500	3,000	3,000	4,000	4,000
23		011100-1228-111-110	Contractual Services			7,150		
24		011100-1229-111-110	Other Professional Services	2,383	64	-	2,500	2,500
25		011100-1231-111-110	Postage	197	160	76	200	200
26		011100-1232-111-110	Overnight Mail	-	-	-	100	100
27		011100-1233-111-110	Printing	406	2,316	-	200	200
28		011100-1234-111-110	Telecommunications	2,353	2,248	2,349	3,000	3,000
29		011100-1235-111-110	Advertising	2,148	2,549	2,086	3,500	3,500
30		011100-1241-111-110	Office Supplies	313	64	140	500	500
31		011100-1259-111-110	Equipment - Other	-	278	-		
32		011100-1264-111-110	Gasoline/Mileage-Non Training/	1,215	1,253	1,231	1,000	1,000
33		011100-1294-111-110	Surety Insurance	-	-	-		
34		011100-1295-111-110	Insurance Services (Non Vehicl	2,327	2,413	2,116	2,500	2,500
35		011100-1296-111-110	Board Member Discretionary Funds	-	-	-	3,000	3,000
36		011100-1299-111-110	Miscellaneous Others	123	45	1,054	100	100
37			<b>TOTAL BOARD OF SUPERVISORS</b>	<b>121,586</b>	<b>125,550</b>	<b>146,632</b>	<b>165,920</b>	<b>168,117</b>
38								

	A	B	C	H	I	J	K	M
4		7/21/2020		Actual	Actual	Actual	Adopted	Adopted
5				2016/2017	2017/2018	2018/2019	2019/2020	2020/2021
6				-----	-----	-----	-----	
39		<b>021100 -211-210-000</b>	<b>COUNTY ADMINISTRATION</b>					
40		021100-1111-211-210	Salaries and Wages - Regular	359,259	341,611	360,385	502,722	467,857
41		021100-1116-211-210	Other Pay	12,922	3,999	3,265	600	600
42		021100-1117-211-210	Salaries and Wages - Overtime	-	-	-	-	-
43		021100-1118-211-210	Salaries and Wages - Part-time	-	-	-	-	-
44		021100-1120-211-210	Deferred Compensation		2,500	5,000	11,000	11,000
45		021100-1121-211-210	Employer FICA Tax	24,676	24,191	26,878	38,458	35,791
46		021100-1123-211-210	VRS Contributions	26,062	27,609	23,432	33,532	31,206
47		021100-1124-211-210	Health Care Benefits	54,011	49,235	55,784	69,216	60,696
48		021100-1125-211-210	Group Life Insurance	3,849	4,078	4,625	6,586	6,129
49		021100-1126-211-210	Short & Long Term Disability I	185	160	315	410	197
50		021100-1128-211-210	Worker's Comp - Self Insured	(69)	343	390	390	400
51		021100-1201-211-210	Organization Membership	3,381	1,125	3,793	4,000	4,000
52		021100-1202-211-210	Publ., Subsc., Books, Ref. Mat	705	772	1,651	800	800
53		021100-1203-211-210	Workshops and Conferences	640	2,640	700	4,000	4,000
54		021100-1204-211-210	Lodging	718	2,651	1,430	2,600	2,600
55		021100-1205-211-210	Meals	635	786	282	1,000	1,000
56		021100-1206-211-210	Transportation (exclude mileag	103	385	3	400	400
57		021100-1207-211-210	Mileage-Training/Conferences	480	208	-	-	-
58		021100-1217-211-210	Board Comp.-Equalization Board			600		
59		021100-1222-211-210	Auditing Services	16,400	16,793	17,200	16,800	16,800
60		021100-1224-211-210	Information System Services		233	-		
61		021100-1225-211-210	Management Consulting Services	57,360	89,865	121,554	37,500	37,500
62		021100-1228-211-210	Contractual Services	-	32,106	39,852	55,000	55,000
63		021100-1229-211-210	Other Professional Services	400	7,118	17,801	9,500	9,500
64		021100-1231-211-210	Postage	4,785	3,369	2,011	4,500	4,500
65		021100-1232-211-210	Overnight Mail	-	-	31	100	100
66		021100-1233-211-210	Printing	687	1750	1,509	500	1,000
67		021100-1234-211-210	Telecommunications	9,878	16,573	25,698	15,000	15,000
68		021100-1235-211-210	Advertising	3,173	3,554	1,105	2,000	2,000
69		021100-1241-211-210	Office Supplies	7,953	8,562	8,108	10,404	10,404
70		021100-1244-211-210	Uniform Services	-	-	378	-	150
71		021100-1251-211-210	Computer & Printer Purchase	-	150	9,091	2,750	2,750
72		021100-1252-211-210	Equipment Lease/Rental	14,222	20,463	14,049	18,000	18,000
73		021100-1253-211-210	Equipment Lease/Purchase	479	-	-	1,500	1,500
74		021100-1254-211-210	Equipment Maintenance	-	-	-	5,000	5,000
75		021100-1255-211-210	Maintenance Service Contract	4,420	1,920	3,840	1,200	1,200
76		021100-1257-211-210	Furniture	-	1,062	3,163	-	-
77		021100-1258-211-210	Computer Software/Applications	88	88	283	500	1,000
78		021100-1262-211-210	Insurance	2,191	1,663	1,724	2,500	2,500

	A	B	C	H	I	J	K	M
4		<b>7/21/2020</b>		<b>Actual</b>	<b>Actual</b>	<b>Actual</b>	<b>Adopted</b>	<b>Adopted</b>
5				<b>2016/2017</b>	<b>2017/2018</b>	<b>2018/2019</b>	<b>2019/2020</b>	<b>2020/2021</b>
6				-----	-----	-----	-----	
79		021100-1264-211-210	Gasoline/Mileage-Non Training/	727	656	323	3,988	3,988
80		021100-1265-211-210	Vehicle Maintenance & Repairs	1,492	225	-	1,500	1,500
81		021100-1277-211-210	Water Services	990	1,273	1,329	950	1,300
82		021100-1292-211-210	Bank/Credit Card Fees	166	317	1,521	250	250
83		021100-1294-211-210	Surety Insurance	-		-		
84		021100-1295-211-210	Insurance Services (Non Vehicle)	2,693	2,798	2,468	2,750	3,000
85		021100-1299-211-210	Miscellaneous Others	46	220	15,857		69,983
86		021100-2120-211-210-200	County Sponsered events	-	-	-	1,500	1,500
87			<b>TOTAL COUNTY ADMINISTRATION</b>	<b>615,707</b>	<b>673,051</b>	<b>777,428</b>	<b>869,406</b>	<b>892,101</b>
88								

	A	B	C	H	I	J	K	M
4		<b>7/21/2020</b>		<b>Actual</b>	<b>Actual</b>	<b>Actual</b>	<b>Adopted</b>	<b>Adopted</b>
5				<b>2016/2017</b>	<b>2017/2018</b>	<b>2018/2019</b>	<b>2019/2020</b>	<b>2020/2021</b>
6				-----	-----	-----	-----	
89		<b>021700 -271-210-000</b>	<b>IT AND CENTRAL ACCOUNTING AS40</b>					
90		021700-1221-271-210	Accounting System	21,191	23,051	24,144	25,750	26,265
91		021700-1224-271-210	Information System Services			3,358	1,900	1,500
92		021700-1225-271-210	Management Consulting Services	-	-	-	-	
93		021700-1234-271-210	Telecommunications		150	-		
94		021700-1255-271-210	Maintenance Service Contract	3,638	9,083	3,888	3,900	4,000
95		021700-1256-271-210	Communication Equipment	260		-		
96		021700-1258-271-210	Computer Software/application	6,530	6,723	7,375	7,000	7,000
97			<b>TOTAL IT AND CENTRAL ACCOUNTING AS40</b>	<b>31,619</b>	<b>39,007</b>	<b>38,765</b>	<b>38,550</b>	<b>38,765</b>
98								

	A	B	C	H	I	J	K	M
4		7/21/2020		Actual	Actual	Actual	Adopted	Adopted
5				2016/2017	2017/2018	2018/2019	2019/2020	2020/2021
6				-----	-----	-----	-----	
99		<b>022100 -281-220-000</b>	<b>COUNTY ATTORNEY</b>					
100		022100-1111-281-220	Salaries and Wages - Regular	-	-	-	-	
101		022100-1116-281-220	Other Pay	-	-	-	-	
102		022100-1118-281-220	Salaries and Wages - Part Time	-	-	-	-	
103		022100-1121-281-220	Employer FICA Tax	-	-	-	-	
104		022100-1123-281-220	VRS Contributions	-	-	-	-	
105		022100-1124-281-220	Health Care Benefits	-	-	-	-	
106		022100-1125-281-220	Group Life Insurance	-	-	-	-	
107		022100-1128-281-220	Worker's Comp - Self Insured	88	-	-	-	
108		022100-1201-281-220	Organization Membership	-	-	325	-	
109		022100-1202-281-220	Publ., Subsc., Books, Ref. Mat	-	-	-	-	
110		022100-1203-281-220	Workshops and Conferences	-	-	-	-	
111		022100-1204-281-220	Lodging	-	609	-	-	
112		022100-1207-281-220	Mileage-Training/Conferences	-	-	-	-	
113		022100-1223-281-220	Legal Services	86,139	149,079	157,545	130,000	150,000
114		022100-1233-281-220	Advertising	-	194	181	-	
115		022100-1241-281-220	Office Supplies	-	-	-	-	
116		022100-1254-281-220	Equipment Maintenance	-	-	-	-	
117		022100-1264-281-220	Gasoline/Mileage-Non Training/	-	70	-	-	
118		022100-1295-281-220	Insurance Services (Non Vehicl	497	490	-	-	-
119			<b>TOTAL COUNTY ATTORNEY</b>	<b>86,724</b>	<b>150,442</b>	<b>158,051</b>	<b>130,000</b>	<b>150,000</b>
120								

	A	B	C	H	I	J	K	M
4		7/21/2020		Actual	Actual	Actual	Adopted	Adopted
5				2016/2017	2017/2018	2018/2019	2019/2020	2020/2021
6				-----	-----	-----	-----	
121		<b>023100 -291-230-000</b>	<b>REGISTRAR/BOARD OF ELECTIONS</b>					
122		023100-1111-291-230	Salaries and Wages - Regular	76,904	78,442	79,329	82,411	87,810
123		023100-1116-291-230	Other Pay	-	-	2,193	-	
124		023100-1117-291-230	salaries and wages - Overtime	129	-	153	2,000	2,000
125		023100-1118-291-230	Salaries and Wages - Part-time	15,883	12,418	15,144	18,473	18,901
126		023100-1121-291-230	Employer FICA Tax	7,115	6,978	7,442	7,760	8,316
127		023100-1123-291-230	VRS Contributions	6,822	6,958	5,171	5,497	5,857
128		023100-1124-291-230	Health Care Benefits	16,424	18,470	18,868	19,776	20,232
129		023100-1125-291-230	Group Life Insurance	1,008	1,027	1,020	1,080	1,150
130		023100-1126-291-230	Short & Long Term Disability I			115	158	169
131		023100-1128-291-230	Worker's Comp - Self Insured	131	76	77	77	79
132		023100-1201-291-230	Organization Membership	170	350	180	700	700
133		023100-1202-291-230	Publ., Subsc., Books, Ref. Mat	-	-	-	-	
134		023100-1203-291-230	Workshops and Conferences	150	249	300	800	800
135		023100-1204-291-230	Lodging	924	1,078	952	800	1,000
136		023100-1205-291-230	Meals	-	-	30	150	200
137		023100-1207-291-230	Mileage-Training/Conferences	473		-	-	
138		023100-1216-291-230	Election Officers	12,665	7,725	12,934	16,000	29,800
139		023100-1224-291-230	Information System Services	65	-	-	-	
140		023100-1229-291-230	Other Professional Services	19,530	11,299	6,790	15,000	20,000
141		023100-1231-291-230	Postage	582	1,255	1,704	2,676	3,200
142		023100-1232-291-230	Overnight Mail		97	-		
143		023100-1233-291-230	Printing	1,847	2,661	1,290	5,000	5,000
144		023100-1234-291-230	Telecommunications	4,707	5,074	5,131	5,000	5,100
145		023100-1235-291-230	Advertising	425	514	-	700	1,200
146		023100-1241-291-230	Office Supplies	2,155	1,374	2,925	2,374	2,500
147		023100-1251-291-230	Computer & Printer Purchase	630	-	4,099	9,063	9,063
148		023100-1253-291-230	Equipment Lease/Purchase	9,030	175	835	405	405
149		023100-1254-291-230	Equipment Maintenance	-	-	-	-	
150		023100-1257-291-230	Furniture	-	-	189	600	600
151		023100-1258-291-230	Computer Software/Applications	22	22	26	4,040	4,040
152		023100-1259-291-230	Equipment			-	405	
153		023100-1264-291-230	Gasoline/Mileage-Non Training/	227	639	740	800	800
154		023100-1271-291-230	Building Lease/Rental	3,600	3,600		3,600	3,600
155		023100-1277-291-230	Water					
156		023100-1295-291-230	Insurance Services (Non Vehicle)	497	490	2,116	500	1,819
157			<b>TOTAL REGISTRAR/BOARD OF ELECTIONS</b>	<b>182,115</b>	<b>160,971</b>	<b>169,753</b>	<b>205,845</b>	<b>234,341</b>
158								



	A	B	C	H	I	J	K	M
4		<b>7/21/2020</b>		<b>Actual</b>	<b>Actual</b>	<b>Actual</b>	<b>Adopted</b>	<b>Adopted</b>
5				<b>2016/2017</b>	<b>2017/2018</b>	<b>2018/2019</b>	<b>2019/2020</b>	<b>2020/2021</b>
6				-----	-----	-----	-----	
159		<b>031100 -311-310-000</b>	<b>COMMISSIONER OF REVENUE</b>					
160		031100-1111-311-310	Salaries and Wages - Regular	148,836	151,812	163,433	168,336	168,336
161		031100-1121-311-310	Employer FICA TAX	10,629	10,796	11,673	12,878	12,878
162		031100-1123-311-310	VRS Contributions	13,202	13,466	10,901	11,228	11,228
163		031100-1124-311-310	Health Care Benefits	24,636	27,705	29,532	29,664	30,348
164		031100-1125-311-310	Group Life Insurance	1,950	1,989	2,141	2,205	2,205
165		031100-1128-311-310	Worker's comp - Self Insured	204	119	121	121	123
166		031100-1201-311-310	Organization Membership	845	465	995	1,500	1,700
167		031100-1202-311-310	Publ., Subsc., Books, Ref. Mat		110	100	200	200
168		031100-1203-311-310	Workshops and Conferences	390	350	-	725	725
169		031100-1204-311-310	Lodging	514	-	398	700	700
170		031100-1205-311-310	Meals	106	-	-	200	200
171		031100-1207-311-310	Mileage-Training/Conferences	32	-	-	-	
172		031100-1224-311-310	Information Systems Services	-	-	866	3,000	3,000
173		031100-1229-311-310	Other Professional Services	9,029	9,291	8,508	10,500	10,500
174		031100-1231-311-310	Postage	3,106	1,383	4,211	5,000	5,500
175		031100-1234-311-310	Telecommunications	128	4,439	3,424	3,500	3,500
176		031100-1235-311-310	Advertising	3,156	-	-	-	
177		031100-1241-311-310	Office Supplies	2,450	2,084	1,665	3,000	3,000
178		031100-1251-311-310	Computer & Printer Purchases	-	-	-	-	
179		031100-1252-311-310	Equipment Lease/Rental	2,491	2,478	3,089	3,500	3,500
180		031100-1254-311-310	Equipment Maintenance	-	-	-	1,500	
181		031100-1255-311-310	Maintenance Service Contract	2,797	2,580	2,710	3,500	3,500
182		031100-1258-311-310	Computer Software/Applications	148	261	39	500	500
183		031100-1264-311-310	Mileage				3,000	1,500
184		031100-1295-311-310	Insurance Services (Non Vehicle)	<u>132</u>	<u>105</u>	<u>-</u>	<u>105</u>	<u>-</u>
185			<b>TOTAL COMMISSIONER OF REVENUE</b>	<b><u>224,781</u></b>	<b><u>229,433</u></b>	<b><u>243,806</u></b>	<b><u>264,862</u></b>	<b><u>263,143</u></b>
186								
187		<b>031100 -312-310-000</b>	<b>REASSESSMENT SERVICES</b>					
188		031100-1225-312-310	Management Consulting Services	<u>-</u>	<u>-</u>	<u>-</u>	<u>-</u>	<u>150,000</u>
189			<b>TOTAL REASSESSMENT SERVICES</b>	<b><u>-</u></b>	<b><u>-</u></b>	<b><u>-</u></b>	<b><u>-</u></b>	<b><u>150,000</u></b>
190								

	A	B	C	H	I	J	K	M
4		7/21/2020		Actual	Actual	Actual	Adopted	Adopted
5				2016/2017	2017/2018	2018/2019	2019/2020	2020/2021
6				-----	-----	-----	-----	
191			<b>TREASURER &amp; LICENSE BUREAU</b>					
192		041100-1111-411-410	Salaries and Wages - Regular	199,470	204,583	202,298	213,686	213,686
193		041100-1116-411-410	Other Pay	600	10,600	11,976	600	600
194		041100-1118-411-410	Salary and Wages - Part Time	755	1,840	-	2,341	2,341
195		041100-1121-411-410	Employer FICA Tax	15,607	16,854	16,280	16,526	16,526
196		041100-1123-411-410	VRS Contributions	17,693	18,047	13,446	14,253	14,253
197		041100-1124-411-410	Health Care Benefits	32,848	36,940	39,376	39,552	40,464
198		041100-1125-411-410	Group Life Insurance	2,613	2,665	2,645	2,799	2,799
199		041100-1126-411-410	Short & Long Term Disability I			161	168	150
200		041100-1128-411-410	Worker's Comp - Self Insured	274	160	164	164	167
201		041100-1201-411-410	Organization Membership	725	725	725	750	750
202		041100-1202-411-410	Publ., Subsc., Books, Ref. Mat	94	173	162	125	200
203		041100-1203-411-410	Workshops and Conferences	1,235	715	1,300	1,500	1,900
204		041100-1204-411-410	Lodging	228	967	415	1,500	2,500
205		041100-1205-411-410	Meals	237	235	1,487	400	650
206		041100-1207-411-410	Mileage-Training/Conferences	266	-	-	-	
207		041100-1221-411-410	Accounting System	-	-	-	-	
208		041100-1222-411-410	Auditing Services	16,400	16,793	23,700	16,779	17,500
209		041100-1224-411-410	Information Sys Serv VEC	973	1,312	1,930	1,500	1,500
210		041100-1229-411-410	Other Professional Services	-	20	-		3,000
211		041100-1231-411-410	Postage	8,216	8,216	8,220	8,300	8,300
212		041100-1234-411-410	Telecommunications	4,285	4,994	4,870	4,940	4,940
213		041100-1235-411-410	Advertising	-	90	39	200	200
214		041100-1241-411-410	Office Supplies	3,724	3,615	5,032	4,500	3,500
215		041100-1251-411-410	Computer & Printer Purchase	2,053	2,405	1,198	2,405	2,400
216		041100-1252-411-410	Equipment Lease/Rental	720	576	576	600	600
217		041100-1253-411-410	Equipment Lease/Purchase	-	-	-	-	
218		041100-1254-411-410	Equipment Manintenance	-	-	18	200	200
219		041100-1255-411-410	Maintenance Service Contract	3,563	3,740	3,928	1,950	3,600
220		041100-1257-411-410	Office Furniture	-	-	823	-	
221		041100-1258-411-410	Computer Software/Applications	413	342	432	450	450
222		041100-1264-411-410	Gasoline/Mileage-Non Training/	162	398	663	950	950
223		041100-1277-411-410	Water Services	130	82	112	144	200
224		041100-1291-411-410	Judicial Land Sale Expenses	12,437	1,785	-	15,000	12,000
225		041100-1292-411-410	Bank/CC & Other Fees	10,608	12,395	15,983	11,170	9,000
226		041100-1295-411-410	Insurance Services (Non Vehicle)	132	105	-	105	105
227			<b>TOTAL TREASURER</b>	<b>336,461</b>	<b>351,372</b>	<b>357,959</b>	<b>363,557</b>	<b>365,431</b>

	A	B	C	H	I	J	K	M
4		<b>7/21/2020</b>		<b>Actual</b>	<b>Actual</b>	<b>Actual</b>	<b>Adopted</b>	<b>Adopted</b>
5				<b>2016/2017</b>	<b>2017/2018</b>	<b>2018/2019</b>	<b>2019/2020</b>	<b>2020/2021</b>
6				-----	-----	-----	-----	
228			<b>LICENSE BUREAU</b>					
229		041100-1241-412-410	Office Supplies	921	2,052	1,200	1,200	1,200
230		041100-1296-412-410	Refund to Towns	24,316	29,401	27,613	27,500	27,500
231		041100-1299-412-410	Misc. Oth.-DMV Stops	14,700	16,990	28,625	23,750	23,750
232			<b>TOTAL LICENSE BUREAU</b>	<b>39,937</b>	<b>48,443</b>	<b>57,438</b>	<b>52,450</b>	<b>52,450</b>
233			<b>TOTAL TREASURER &amp; LICENSE BUREAU</b>	<b>376,398</b>	<b>399,815</b>	<b>415,397</b>	<b>416,007</b>	<b>417,881</b>
234			<b>TOTAL GENERAL GOVERNMENT</b>	<b>1,638,930</b>	<b>1,778,269</b>	<b>1,949,832</b>	<b>2,090,590</b>	<b>2,314,348</b>
235								

	A	B	C	H	I	J	K	M
4		7/21/2020		Actual	Actual	Actual	Adopted	Adopted
5				2016/2017	2017/2018	2018/2019	2019/2020	2020/2021
6				-----	-----	-----	-----	
236			<b>EXPENDITURES-JUDICIAL ADMINISTRATION</b>					
237		061100 -611-610-000	<b>CIRCUIT COURT</b>					
238		061100-1212-611-610	Compensation Jury Commission	90	90	240	90	90
239		061100-1213-611-610	Witness Fees	6,813	6,275	3,550	5,000	5,000
240		061100-1214-611-610	Comp Court Administrator	18,675	13,778	14,841	18,000	18,000
241		061100-1217-611-610	Commission/Board Compensation	150	150	-	150	150
242		061100-1223-611-610	Legal Services - Court Appt. A	2,293	1,341	2,317	1,500	1,500
243		061100-1231-611-610	Postage	2,153	1,348	2,099	1,500	1,500
244		061100-1234-611-610	Telecommunications	2,907	2,978	3,308	3,300	3,300
245		061100-1241-611-610	Office Supplies	5,845	5,545	5,561	8,317	6,000
246		061100-1277-611-610	Water Services	401	427	745	645	745
247		061100-1295-611-610	Insurance Services (Non Vehic	132	105	-	105	-
248			<b>TOTAL CIRCUIT COURT</b>	<b>39,459</b>	<b>32,037</b>	<b>32,661</b>	<b>38,607</b>	<b>36,285</b>
249								

	A	B	C	H	I	J	K	M
4		<b>7/21/2020</b>		<b>Actual</b>	<b>Actual</b>	<b>Actual</b>	<b>Adopted</b>	<b>Adopted</b>
5				<b>2016/2017</b>	<b>2017/2018</b>	<b>2018/2019</b>	<b>2019/2020</b>	<b>2020/2021</b>
6				-----	-----	-----	-----	
250		061100 -612-610-000	<b>GENERAL DISTRICT COURT</b>					
251		061100-1118-612-610	Salaries and Wages - Part Time	-	5,728	12,932	16,000	16,000
252		061100-1121-612-610	Employer FICA Tax	-	438	989	1,224	1,224
253		061100-1128-612-610	Worker's Comp - Self Insured	-	-	10	10	10
254		061100-1201-612-610	Organization Membership	125	150	150	250	250
255		061100-1202-612-610	Publ., Subsc., Books, Ref. Mat	369	389	-	370	370
256		061100-1203-612-610	Workshops and Conferences	1,635	700	1,450	800	900
257		061100-1204-612-610	Lodging	1,527	3,496	1,844	6,000	6,000
258		061100-1205-612-610	Meals	34	-	50	-	-
259		061100-1206-612-610	Transportation	-	257	3,422	1,500	1,500
260		061100-1207-612-610	Mileage-Training/Conferences	349	-	-	-	-
261		061100-1229-612-610	Other Professional Services	1,270	-	-	-	-
262		061100-1231-612-610	Postage	52	54	56	54	54
263		061100-1234-612-610	Telecommunications	7,654	7,543	8,612	8,000	8,000
264		061100-1241-612-610	Office Supplies	495	490	2,870	1,200	1,250
265		061100-1244-612-610	Uniforms	-	-	-	-	-
266		061100-1251-612-610	Computer & Printer Purchase	-	-	-	-	-
267		061100-1252-612-610	Equipment Lease/Rental	3,867	2,509	7,676	4,500	4,500
268		061100-1253-612-610	Equipment Lease/Purchase	-	-	-	2,800	-
269		061100-1255-612-610	Maintenance Service Contract	-	-	-	300	-
270		061100-1257-612-610	Furniture	-	-	2,439	-	-
271		061100-1259-612-610	Equipment	-	-	2,163	-	-
272		061100-1264-612-610	Mileage	-	-	162	800	800
273		061100-1277-612-610	Water Services	390	236	136	500	500
274			<b>TOTAL GENERAL DISTRICT COURT</b>	<b>17,767</b>	<b>21,990</b>	<b>44,961</b>	<b>44,308</b>	<b>41,358</b>
275								

	A	B	C	H	I	J	K	M
4		<b>7/21/2020</b>		<b>Actual</b>	<b>Actual</b>	<b>Actual</b>	<b>Adopted</b>	<b>Adopted</b>
5				<b>2016/2017</b>	<b>2017/2018</b>	<b>2018/2019</b>	<b>2019/2020</b>	<b>2020/2021</b>
6				-----	-----	-----	-----	
276		<b>061100 -613-610-000</b>	<b>SPECIAL MAGISTRATES</b>					
277		061100-1201-613-610	Organization Membership	20	-	-	-	
278		061100-1234-613-610	Telecommunications	8,349	8,209	8,655	8,400	
279		061100-1241-613-610	Office Supplies	-	-	-	-	8,400
280			<b>TOTAL SPECIAL MAGISTRATES</b>	<b>8,369</b>	<b>8,209</b>	<b>8,655</b>	<b>8,400</b>	<b>8,400</b>
281								
282		061100-1229-614-610	Sixth Judicial CSU - VJCCA	12,262	12,262	12,262	12,262	12,262
283		<b>061100 -614-610-000</b>	<b>JUV &amp; DOM RELATIONS COURT</b>	<b>12,262</b>	<b>12,262</b>	<b>12,262</b>	<b>12,262</b>	<b>12,262</b>
284								
285			<b>TOTAL CIRCUIT COURT</b>	<b>77,857</b>	<b>74,498</b>	<b>98,539</b>	<b>103,577</b>	<b>98,305</b>

	A	B	C	H	I	J	K	M
4		<b>7/21/2020</b>		<b>Actual</b>	<b>Actual</b>	<b>Actual</b>	<b>Adopted</b>	<b>Adopted</b>
5				<b>2016/2017</b>	<b>2017/2018</b>	<b>2018/2019</b>	<b>2019/2020</b>	<b>2020/2021</b>
6				-----	-----	-----	-----	
286		<b>062100 -621-620-000</b>	<b>CLERK OF COURTS</b>					
287		062100-1111-621-620	Salaries and Wages - Regular	234,802	239,498	244,288	251,617	251,617
288		062100-1118-621-620	Salaries and Wages - Part-time	-	-	-	-	-
289		062100-1121-621-620	Employer FICA Tax	18,321	18,693	19,084	19,249	19,249
290		062100-1123-621-620	VRS Contributions	20,827	21,244	16,251	16,783	16,783
291		062100-1124-621-620	Health Care Benefits	32,848	36,940	39,376	39,552	40,464
292		062100-1125-621-620	Group Life Insurance	3,076	3,137	3,200	3,296	3,296
293		062100-1126-621-620	Short & Long Term Disability I	198	203	207	213	190
294		062100-1128-621-620	Worker's Comp - Self Insured	322	188	191	191	195
295		062100-1201-621-620	Organization Membership	320	320	320	320	320
296		062100-1222-621-620	Auditing Services	1,780	2,160	-	2,000	2,400
297			Postage	-	164	76	200	200
298		062100-1233-621-620	Printing	1,980	1,904	2,337	2,000	2,000
299		062100-1234-621-620	Telecommunications	3,238	2,938	2,208	3,000	3,000
300		062100-1236-621-620	Microfilming & Scanning Servic	20,546	8,583	9,623	8,600	9,000
301		062100-1236-621-620-700	Microfilm, Rest.& Binding Reco	22,084	2,698	19,618	32,000	20,000
302		062100-1241-621-620	Office Supplies	5,355	2,152	3,423	2,500	12,500
303		062100-1251-621-620	Computer & Printer Purchase	-	-	-	-	-
304		062100-1252-621-620	Equipment Lease/Rental	2,121	2,664	2,468	2,500	2,500
305		062100-1252-621-620-700	Equipment - Record Grant	-	12,000	9,980	-	13,000
306		062100-1253-621-620	Equipment Lease/Purchase	114		-		-
307		062100-1254-621-620	Equipment Maintenance	1,427	440	259	1,500	1,500
308		062100-1255-621-620	Maintenance Service Contract	4,567	3,600	3,600	3,600	3,600
309		062100-1258-621-620	ComputerSoftware/Applications	44	44	52	-	-
310		062100-1277-621-620	Water Services	489	488	475	500	500
311		062100-1292-621-620	Bank/CC & Other Fees	1,016	1,099	1,232	1,200	800
312			<b>TOTAL CLERK OF COURTS</b>	<b>375,475</b>	<b>361,157</b>	<b>378,268</b>	<b>390,821</b>	<b>403,114</b>
313								

	A	B	C	H	I	J	K	M
4		<b>7/21/2020</b>		<b>Actual</b>	<b>Actual</b>	<b>Actual</b>	<b>Adopted</b>	<b>Adopted</b>
5				<b>2016/2017</b>	<b>2017/2018</b>	<b>2018/2019</b>	<b>2019/2020</b>	<b>2020/2021</b>
6				-----	-----	-----	-----	
314		<b>063100 -631-630-000</b>	<b>COMMONWEALTH'S ATTORNEY</b>					
315		063100-1111-631-630	Salaries and Wages - Regular	299,360	298,898	315,305	384,763	385,875
316		063100-1116-631-630	Other Pay	-	1,733	-	-	
317		063100-1118-631-630	Salaries and Wages - Part Time	11,172	10,049	28,508	10,000	8,806
318		063100-1121-631-630	Employer FICA Tax	21,667	21,688	23,886	29,667	30,193
319		063100-1123-631-630	VRS Contributions	26,538	26,378	21,031	25,664	25,738
320		063100-1124-631-630	Health Care Benefits	41,060	35,465	49,220	49,440	50,580
321		063100-1125-631-630	Group Life Insurance	3,919	3,896	4,130	5,040	5,055
322		063100-1126-631-630	Short & Long Term Disability I	379	64	-	-	1,032
323		063100-1128-631-630	Worker's Comp - Self Insured	415	248	283	283	287
324		063100-1201-631-630	Organization Membership	1,373	1,375	1,625	1,975	1,975
325		063100-1202-631-630	Pub., Subsc., Books, Ref. Mat'	1,290	1,289	1,361	2,000	2,000
326		063100-1203-631-630	Workshops and Conferences	-	335	150	1,000	1,000
327		063100-1204-631-630	Lodging	299	823	1,154	1,500	1,500
328		063100-1205-631-630	Meals	247	307	444	575	575
329		063100-1206-631-630	Transportation (exclude mileag	-	-	84	-	
330		063100-1207-631-630	Mileage-Training/Conferences	206	63	-	-	500
331		063100-1224-631-630	Information Systems Services	4,156	1,648	1,030	4,232	4,232
332		063100-1231-631-630	Postage	663	696	707	750	750
333		063100-1233-631-630	Printing	413	981	981	800	1,000
334		063100-1234-631-630	Telecommunications	9,687	10,743	11,738	8,500	10,500
335		063100-1241-631-630	Office Supplies	1,417	1,796	3,084	2,200	3,000
336		063100-1251-631-630	Computer & Printer Purchases	-	1,000	1,000	1,000	1,500
337		063100-1252-631-630	Equipment Lease/Rental	508	372	455	-	
338		063100-1255-631-630	Maintenance Service Contract	54	-	-	550	550
339		063100-1258-631-630	Computer Software/Applications	44	3,310	3,246	3,500	3,500
340		063100-1264-631-630	Gasoline/Mileage-Non Training/	99	387	475	500	500
341		063100-1277-631-630	Water Services	428	407	460	350	350
342		063100-1295-631-630	Insurance Services (Non Vechic	132	105	-	105	105
343			<b>TOTAL COMMONWEALTH'S ATTORNEY</b>	<b>425,526</b>	<b>424,056</b>	<b>470,357</b>	<b>534,394</b>	<b>541,103</b>
344								



	A	B	C	H	I	J	K	M
4		<b>7/21/2020</b>		<b>Actual</b>	<b>Actual</b>	<b>Actual</b>	<b>Adopted</b>	<b>Adopted</b>
5				<b>2016/2017</b>	<b>2017/2018</b>	<b>2018/2019</b>	<b>2019/2020</b>	<b>2020/2021</b>
6				-----	-----	-----	-----	
345		<b>063100 -632-630-000</b>	<b>VICTIM/WITNESS PROGRAM</b>					
346		063100-1111-632-630	Salaries and Wages - Regular	52,630	53,683	54,756	56,399	56,952
347		063100-1118-632-630	Salaries and Wages - Part Time			12,291	18,025	
348		063100-1121-632-630	Employer FICA Tax	4,017	4,117	5,119	5,693	5,736
349		063100-1123-632-630	VRS Contributions	4,668	4,762	3,652	3,762	3,799
350		063100-1124-632-630	Health Care Benefits	8,212	9,235	9,844	9,888	10,116
351		063100-1125-632-630	Group Life Insurance	689	703	717	739	746
352		063100-1128-632-630	Worker's Comp - Self Insured	68	42	43	43	44
353		063100-1201-632-630	Organization Membership	-	-	-	150	150
354		063100-1203-632-630	Workshops and Conferences	350	350	1,145	1,050	500
355		063100-1204-632-630	Lodging	144	222	805	810	1,044
356		063100-1205-632-630	Meals	28	34	71	400	110
357		063100-1207-632-630	Mileage-Training/Conferences	102	58	24		250
358		063100-1224-632-630	Information Systems Services	500		-	-	500
359		063100-1231-632-630	Postage	440	300	540	540	300
360		063100-1233-632-630	Printing	-	204	428	500	350
361		063100-1234-632-630	Telecommunications	629	1,567	1,559	1,600	1,000
362		063100-1241-632-630	Office Supplies	706	622	3,803	1,200	600
363		063100-1251-632-630	Computer & Printer Purchases	2,264	-	3,824	-	
364		063100-1257-632-630	Furniture	4,253	1,181	1,376	4,594	
365		063100-1258-632-630	Computer Software/Applications	245	231	813	1,427	
366		063100-1264-632-630	Gasoline/Mileage-Non Training/	67	-	462	443	
367		063100-1295-632-630	Insurance Services (Non Vehic	132	105	-	103	105
368			<b>TOTAL VICTIM/WITNESS PROGRAM</b>	<b>80,144</b>	<b>77,416</b>	<b>101,272</b>	<b>107,366</b>	<b>82,302</b>
369			<b>TOTAL COMMONWEALTH'S ATTY. DEPT.</b>	<b>505,670</b>	<b>501,472</b>	<b>571,629</b>	<b>641,760</b>	<b>623,405</b>
370			<b>TOTAL JUDICIAL ADMINISTRATION</b>	<b>959,002</b>	<b>937,127</b>	<b>1,048,436</b>	<b>1,136,158</b>	<b>1,124,824</b>
371								

	A	B	C	H	I	J	K	M
4		<b>7/21/2020</b>		<b>Actual</b>	<b>Actual</b>	<b>Actual</b>	<b>Adopted</b>	<b>Adopted</b>
5				<b>2016/2017</b>	<b>2017/2018</b>	<b>2018/2019</b>	<b>2019/2020</b>	<b>2020/2021</b>
6				-----	-----	-----	-----	
372		021500 -251-210-000	<b>FIRE, RESCUE &amp; EMERGENCY SERVICES</b>					
373		021500-1254-251-210	Equipment Maintenance	7,303	4,109	15,725	10,000	10,000
374		021500-1256-251-210	Communication Equipment	7,709	20,419	3,890	4,000	6,000
375		021500-1262-251-210	Insurance	18,956	30,852	9,469	20,500	21,000
376		021500-1265-251-210	Vehicle Maintenance & Rpairs	38,768	39,223	31,669	42,500	42,500
377		021500-1279-251-210	Propane Gas & Electric	1,515	1,621	1,915	1,800	1,900
378		021500-1295-251-210	Insurance Services (Non Vehicl	28,120	23,840	23,735	29,000	29,000
379		021500-2110-251-210-500	Courthouse Vol Fire Dept	16,000	16,000	16,000	18,000	18,000
380		021500-2110-251-210-501	Wakefield Vol Fire Dept	6,000	6,000	6,000	8,000	8,000
381		021500-2110-251-210-502	Stony Creek Vol Fire Dept	6,000	6,000	6,000	8,000	8,000
382		021500-2110-251-210-503	Jarratt Vol Fire Dept	6,000	-	6,000	8,000	8,000
383		021500-2110-251-210-504	State Fireman's Fund - GRANT	59,310	2,612	-	-	
384		021500-2110-251-210-505	Old Hickory Vol Fire Dept	1,800	-	1,800	2,000	2,000
385		021500-2110-251-210-506	Waverly Vol Fire Dept	6,000	-	6,000	8,000	8,000
386			<b>TOTAL FIRE &amp; RESCUE</b>	<b>203,481</b>	<b>150,676</b>	<b>128,203</b>	<b>159,800</b>	<b>162,400</b>
387								
388		<b>021500 -252-210-000</b>	<b>AMBULANCE &amp; RESCUE</b>					
389		021500-1254-252-210	Equipment Maintenance	-	-	2,744	4,000	4,750
390		021500-1256-252-210	Communication Equipment	500	1,617	3,890	4,000	4,750
391		021500-1262-252-210	Insurance	4,329	7,180	4,430	7,500	8,000
392		021500-1265-252-210	Vehicle Maintenance & Repairs	22,422	8,118	10,459	22,500	22,500
393		021500-1295-252-210	Insurance Services (Non Vehicl	9,347	9,694	9,694	9,700	10,000
394		021500-2110-252-210-520	Stony Creek Vol Rescue Squad	6,000	6,000	21,440	8,000	8,000
395		021500-2110-252-210-521	Waverly Vol Rescue Squad	6,000	6,000	-	8,000	8,000
396		021500-2110-252-210-522	Four for Life - Emg. Med Servi	-	-	11,538	-	
397		021500-2110-252-210-523	Chesterfield Co. - Med. Flight	400	400	500	400	300
398		021500-2110-252-210-524	Emergency Med. SVC - Pd EMT.	694,000	826,280	877,479	1,085,000	1,085,000
399			<b>TOTAL AMBULANCE &amp; RESCUE</b>	<b>742,998</b>	<b>865,289</b>	<b>942,174</b>	<b>1,149,100</b>	<b>1,151,300</b>
400								

	A	B	C	H	I	J	K	M
4		<b>7/21/2020</b>		<b>Actual</b>	<b>Actual</b>	<b>Actual</b>	<b>Adopted</b>	<b>Adopted</b>
5				<b>2016/2017</b>	<b>2017/2018</b>	<b>2018/2019</b>	<b>2019/2020</b>	<b>2020/2021</b>
6				-----	-----	-----	-----	
401		<b>021500 -253-210-000</b>	<b>EMERGENCY SERVICES</b>					
402		021500-1111-253-210	Salaries and Wages - Regular	62,963	64,222	41,398	66,815	66,815
403		021500-1116-253-210	Other Pay	-	-	6,353	-	
404		021500-1121-253-210	Employer FICA Tax	4,855	4,961	3,681	5,111	5,111
405		021500-1123-253-210	VRS Contributions	5,585	5,696	2,531	4,457	4,457
406		021500-1124-253-210	Health Care Benefits	8,212	9,235	5,744	9,888	10,116
407		021500-1125-253-210	Group Life Insurance	825	841	497	875	875
408		021500-1126-253-210	(LEOS) Line of Duty & Disability	27,218	34,732	34,792	35,000	40,000
409		021500-1128-253-210	Worker's Comp - Self Insured	1,701	1,421	1,765	1,765	1,800
410		021500-1201-253-210	Organization Membership	20	-	-	50	
413		021500-1204-253-210	Lodging	-	-	-	1,000	1,000
414		021500-1205-253-210	Meals	12	-	26	500	1,000
415		021500-1219-253-210	Other Fees/Compensation	-	-	-	100	
416		021500-1229-253-210	Other Professional Services					10,000
417		021500-1231-253-210	Postage	305	-	1	100	100
418		021500-1233-253-210	Printing			75		100
419		021500-1234-253-210	Telecommunications	5,167	5,570	4,603	5,000	5,000
420		021500-1235-253-210	Advertising	141	-	159	250	250
421		021500-1241-253-210	Office Supplies	258	-	811	600	600
422		021500-1244-253-210	Uniform Services	595	271	663	1,500	1,500
423		021500-1248-253-210	Civil Defense/Disaster Supplies	182	942	-	1,000	1,000
424		021500-1251-253-210	Computer & Printer Purchase	-	-	632	-	1,000
425		021500-1252-253-210	Equipment Lease/Rental	22,097	22,563	23,012	25,000	25,000
426		021500-1254-253-210	Equipment Maintenance	50,387	43,131	10,516	30,000	30,000
427		021500-1255-253-210	Maintenance Service Contract	5,960	3,973	873	16,500	16,500
428		021500-1256-253-210	Communication Equipment	15,975	15,975	39,075	6,000	8,000
429		021500-1257-253-210	Furniture			330		
430		021500-1258-253-210	Computer Software/Applications	11	11	91	2,500	2,500
431		021500-1262-253-210	Insurance	4,891	4,495	309	6,000	6,000
432		021500-1263-253-210	Registration/Inspections	-	-	-	-	
433		021500-1264-253-210	Gasoline/Mileage-Non Training/	1,196	1,087	1,115	1,000	3,000
434		021500-1265-253-210	Vehicle Maintenance & Repairs	1,293	161	1,045	1,500	2,000
435		021500-1273-253-210	Bldg System Maint & Repairs			545		
436		021500-1279-253-210	Propane Gas					1,000
437		021500-1295-253-210	Insurance Services (Non Vehicle)	366	385	353	400	400
438			<b>TOTAL EMERGENCY SERVICES</b>	<b>220,215</b>	<b>219,672</b>	<b>180,995</b>	<b>222,911</b>	<b>245,124</b>
439								
440		<b>021500 -255-210-000</b>	<b>FOREST FIRE EXTINCTION</b>					
441		021500-2110-255-210	Forest Fire Extinction	24,000	23,837	23,067	24,000	24,000

	A	B	C	H	I	J	K	M
4		7/21/2020		Actual	Actual	Actual	Adopted	Adopted
5				2016/2017	2017/2018	2018/2019	2019/2020	2020/2021
6				-----	-----	-----	-----	
442			TOTAL FOREST FIRE EXTINCTION	<u>24,000</u>	<u>23,837</u>	<u>23,067</u>	<u>24,000</u>	<u>24,000</u>
443								

	A	B	C	H	I	J	K	M
4		<b>7/21/2020</b>		<b>Actual</b>	<b>Actual</b>	<b>Actual</b>	<b>Adopted</b>	<b>Adopted</b>
5				<b>2016/2017</b>	<b>2017/2018</b>	<b>2018/2019</b>	<b>2019/2020</b>	<b>2020/2021</b>
6				-----	-----	-----	-----	
444		<b>021600 -261-210-000</b>	<b>ANIMAL CONTROL</b>					
445		021600-1111-261-210	Salaries and Wages - Regular	64,412	61,706	80,152	84,821	115,305
446		021600-1116-261-210	Other Pay	5,085	-	7,642	-	
447		021600-1117-261-210	Salaries and Wages - Overtime	1,888	2,229	577	-	
448		021600-1118-261-210	Salaries and Wages - Part-time	53,654	59,644	38,345	63,324	62,801
449		021600-1121-261-210	Employer FICA Tax	9,452	9,318	8,490	11,333	11,330
450		021600-1123-261-210	VRS Contributions	5,967	5,473	5,364	5,658	5,690
451		021600-1124-261-210	Health Care Benefits	6,770	14,645	19,688	19,776	20,232
452		021600-1125-261-210	Group Life Insurance	881	808	1,059	1,111	1,118
453		021600-1126-261-210	Short & Long Term Disability		168	176	200	181
454		021600-1128-261-210	Worker's Comp - Self Insured	1,667	1,279	1,331	1,331	1,358
455		021600-1201-261-210	Organization Membership	30	875	85	150	150
456		021600-1202-261-210	Publ., Subsc, Books, Ref. Mat'	-	-	-	100	100
457		021600-1203-261-210	Workshops and Conferences	190	1,800	75	250	250
458		021600-1204-261-210	Lodging	277	835	-	300	300
459		021600-1205-261-210	Meals	-	950	-	250	250
460		021600-1215-261-210	Inmate Pay	-	-	-	-	
461		021600-1227-261-210	Medical Services	9,687	11,811	18,919	19,750	25,000
462		021600-1231-261-210	Postage	-	30	-	30	30
463		021600-1233-261-210	Printing		137	110		110
464		021600-1234-261-210	Telecommunications	6,001	6,718	6,030	6,800	5,800
465		021600-1235-261-210	Advertising	268	708	674	500	400
466		021600-1241-261-210	Office Supplies	2,501	3,041	1,250	1,800	1,800
467		021600-1242-261-210	Agricultural Supplies	4,057	1,854	3,615	5,000	5,000
468		021600-1244-261-210	Uniform Services	1,889	2,118	1,436	2,500	2,500
469		021600-1245-261-210	Law Enforcement Supplies	301	-	689	1,000	1,500
470		021600-1247-261-210	Janitorial Supplies	4,545	4,707	4,539	5,000	5,000
471		021600-1251-261-210	Computer & Printer Purchase	-	-	284	1,000	1,000
472		021600-1254-261-210	Equipment Maintenance	405	55	25	250	250
473		021600-1257-261-210	Furniture		421	-		
474		021600-1258-261-210	Computer Software/Application	22	22	26	25	25
475		021600-1259-261-210	Other Equipment Purchases	1,444	3,247	1,391	1,500	1,500
476		021600-1262-261-210	Insurance	1,644	1,663	2,298	1,700	2,300
477		021600-1264-261-210	Gasoline/Mileage-Non Training/	9,085	7,116	7,930	6,000	6,000
478		021600-1265-261-210	Vehicle Maintenance & Repairs	12,048	7,152	5,423	5,000	6,000
479		021600-1272-261-210	Building Maintenance & Repairs	8,007	27,541	5,701	3,000	3,000
480		021600-1274-261-210	Grounds Maintenance & Repairs	53	2,164	495	1,500	2,000
481		021600-1292-261-210	Bank/Credit Card Fees		11	-		
482		021600-1295-261-210	Insurance Services (Non Vehicl	1,792	1,653	1,763	1,700	1,700

	A	B	C	H	I	J	K	M
4		<b>7/21/2020</b>		<b>Actual</b>	<b>Actual</b>	<b>Actual</b>	<b>Adopted</b>	<b>Adopted</b>
5				<b>2016/2017</b>	<b>2017/2018</b>	<b>2018/2019</b>	<b>2019/2020</b>	<b>2020/2021</b>
6				-----	-----	-----	-----	
483		021600-1299-261-210	Miscellaneous Others	<u>727</u>	<u>-</u>	<u>296</u>	<u>300</u>	<u>-</u>
484			<b>TOTAL ANIMAL CONTROL</b>	<b><u>214,749</u></b>	<b><u>241,899</u></b>	<b><u>225,878</u></b>	<b><u>252,959</u></b>	<b><u>289,980</u></b>
485			<b>TOTAL FIRE, RESCUE &amp; EMERGENCY SERVICES</b>	<b><u>1,405,443</u></b>	<b><u>1,501,373</u></b>	<b><u>1,500,317</u></b>	<b><u>1,808,770</u></b>	<b><u>1,872,804</u></b>
486								

	A	B	C	H	I	J	K	M
4		7/21/2020		Actual	Actual	Actual	Adopted	Adopted
5				2016/2017	2017/2018	2018/2019	2019/2020	2020/2021
6				-----	-----	-----	-----	
487		<b>SHERIFF'S OPERATIONS &amp; JAIL</b>						
488		051100 -511-510-000	<b>COURTROOM SECURITY</b>					
489		051100-1111-511-510	Salaries and Wages - Regular	81,173	84,703	90,324	93,806	97,806
490		051100-1116-511-510	Other Pay		97	-		
491		051100-1117-511-510	Salaries and Wages - Overtime	94,384	64,450	65,600	90,000	90,000
492		051100-1121-511-510	Employer FICA Tax	7,537	6,980	7,519	14,061	14,367
493		051100-1123-511-510	VRS Contributions	7,200	7,513	5,986	6,041	6,524
494		051100-1124-511-510	Health Care Benefits	16,763	17,705	19,688	19,776	20,232
495		051100-1125-511-510	Group Life Insurance	1,084	1,109	1,183	1,187	1,281
496		051100-1251-511-510	Computer & Printer Purchase	-	-	448		-
497			<b>TOTAL COURTROOM SECURITY</b>	<b>208,141</b>	<b>182,557</b>	<b>190,748</b>	<b>224,871</b>	<b>230,210</b>
498								

	A	B	C	H	I	J	K	M
4		<b>7/21/2020</b>		<b>Actual</b>	<b>Actual</b>	<b>Actual</b>	<b>Adopted</b>	<b>Adopted</b>
5				<b>2016/2017</b>	<b>2017/2018</b>	<b>2018/2019</b>	<b>2019/2020</b>	<b>2020/2021</b>
6				-----	-----	-----	-----	
499		<b>051100 -512-510-000</b>	<b>FIELD OPERATIONS</b>					
500		051100-1111-512-510	Salaries and Wages - Regular	809,819	784,899	883,468	998,389	975,517
501		051100-1116-512-510	Other Pay	12,155	21,566	5,390	1,200	
502		051100-1117-512-510	Salaries and Wages - Overtime	-	-	0	-	
503		051100-1118-512-510	Salaries and Wages - Part-time	-	1,370	2,505	6,780	8,593
504		051100-1121-512-510	Employer FICA Tax	78,702	75,348	81,141	76,895	75,284
505		051100-1123-512-510	VRS Contributions	72,497	70,429	59,092	66,593	65,067
506		051100-1124-512-510	Health Care Benefits	144,036	157,564	172,800	198,291	202,866
507		051100-1125-512-510	Group Life Insurance	10,854	10,401	11,535	13,079	12,779
508		051100-1128-512-510	Worker's Comp - Self Insured	29,053	31,629	32,460	32,460	33,109
509		051100-1201-512-510	Organization Membership	1,914	1,931	2,304	3,000	3,000
510		051100-1202-512-510	Publ., Subsc., Books, Ref. Mat	35	-	-	1,500	1,500
511		051100-1203-512-510	Workshops and Conferences	4,320	3,804	3,245	4,500	4,500
512		051100-1204-512-510	Lodging	6,867	4,353	3,015	6,500	6,500
513		051100-1205-512-510	Meals	3,132	1,636	1,424	3,000	3,000
514		051100-1206-512-510	Transportation (exclude mileage)	45	26	-		
515		051100-1207-512-510	Mileage-Training/Conferences	7	-	-	-	
516		051100-1224-512-510	Information System Services	4,127	3,433	5,315	6,200	8,300
517		051100-1227-512-510	Medical Services inc/k9	965	865	1,242	2,000	2,000
518		051100-1229-512-510	Other Professional Services	2,200	1,870	33	6,800	12,121
519		051100-1231-512-510	Postage	1,210	1,453	1,390	2,000	2,000
520		051100-1233-512-510	Printing	781	402	1,006	1,000	1,000
521		051100-1234-512-510	Telecommunications	22,852	24,530	21,387	20,000	22,000
522		051100-1235-512-510	Advertising	-	-	323	1,000	1,000
523		051100-1241-512-510	Office Supplies	4,230	2,826	4,745	5,000	5,000
524		051100-1242-512-510	Agricultural Supplies K-9	208	8,646	205	1,000	1,000
525		051100-1244-512-510	Uniform Services	10,556	25,854	12,045	15,000	15,000
526		051100-1244-512-510-601	Uniform Services-Grt Exp		1,130	-		
527		051100-1245-512-510	Law Enforcement Supplies	19,303	9,637	71,969	35,000	35,000
528		051100-1245-512-510-601	Law Enforcement Sup.- DMV Grt.	22,805	-	-	-	
529		051100-1251-512-510	Computer & Printer Purchase	2,017	-	168	2,500	4,500
530		051100-1252-512-510	Equipment Lease/Rental	48,629	45,839	4,049	5,760	5,760
531		051100-1254-512-510	Equipment Maintenance	-	-	145	700	700
532		051100-1255-512-510	Maintenance Service Contract	20,450	23,938	16,963	32,488	32,488
533		051100-1256-512-510	Communication Equipment	1,454	478	-	2,500	2,500
534		051100-1257-512-510	Furniture	1,093		653	2,500	2,500
535		051100-1258-512-510	Computer Software/Applications	211	137	-	1,700	1,700
536		051100-1259-512-510	Other Equipment Purchases	-		-	8,000	8,000
537		051100-1262-512-510	Insurance	18,079	16,077	17,237	18,000	18,000
538		051100-1264-512-510	Gasoline/Mileage-Non Training/	74,649	73,643	93,399	102,500	102,500



	A	B	C	H	I	J	K	M
4		<b>7/21/2020</b>		<b>Actual</b>	<b>Actual</b>	<b>Actual</b>	<b>Adopted</b>	<b>Adopted</b>
5				<b>2016/2017</b>	<b>2017/2018</b>	<b>2018/2019</b>	<b>2019/2020</b>	<b>2020/2021</b>
6				-----	-----	-----	-----	
539		051100-1265-512-510	Vehicle Maintenance & Repairs	130,581	79,603	87,232	100,000	100,000
540		051100-1273-512-510	Building Systems Maint & Repai	65	-			
541		051100-1292-512-510	Bank/Credit Card Fees			192		
542		051100-1295-512-510	Insurance Services (Non Vehicle)	132	105		105	105
543		051100-1297-512-510	Information Fund	-	-		1,000	1,000
544		051100-1298-512-510	Dare Prog. Private Cont. Expen	272	1,933	1,890	-	
545		051100-1299-512-510	Miscellaneous Others	<u>1,857</u>	<u>1,811</u>	<u>1,206</u>	<u>1,000</u>	<u>1,000</u>
546			<b>TOTAL FIELD OPERATIONS</b>	<b><u>1,562,162</u></b>	<b><u>1,489,166</u></b>	<b><u>1,601,173</u></b>	<b><u>1,785,940</u></b>	<b><u>1,776,889</u></b>
547								

	A	B	C	H	I	J	K	M
4		<b>7/21/2020</b>		<b>Actual</b>	<b>Actual</b>	<b>Actual</b>	<b>Adopted</b>	<b>Adopted</b>
5				<b>2016/2017</b>	<b>2017/2018</b>	<b>2018/2019</b>	<b>2019/2020</b>	<b>2020/2021</b>
6				-----	-----	-----	-----	
548		<b>051100 -513-510-000</b>	<b>SPOT OPERATIONS</b>					
549		051100-1117-513-510	Salaries and Wages - Overtime	54,254	50,628	38,012	55,000	55,000
550		051100-1121-513-510	Employer FICA Tax	268	-	-	4,973	4,208
551			<b>TOTAL SPOT OPERATIONS</b>	<b>54,522</b>	<b>50,628</b>	<b>38,012</b>	<b>59,973</b>	<b>59,208</b>
552								

	A	B	C	H	I	J	K	M
4		<b>7/21/2020</b>		<b>Actual</b>	<b>Actual</b>	<b>Actual</b>	<b>Adopted</b>	<b>Adopted</b>
5				<b>2016/2017</b>	<b>2017/2018</b>	<b>2018/2019</b>	<b>2019/2020</b>	<b>2020/2021</b>
6				-----	-----	-----	-----	
553		<b>051100 -514-510-000</b>	<b>SELECTIVE ENFORCEMENT</b>					
554		051100-1117-514-510	Salaries and Wages - Overtime	204,071	156,370	162,508	200,000	185,000
555			Grant			11,107		-
556		051100-1121-514-510	Employer FICA Tax	6,928	15,549	-	15,300	15,300
557		051100-1241-514-510	Supplies for Warrants	1,197	2,847	4,993	3,500	3,500
558			<b>TOTAL SELECTIVE ENFORCEMENT</b>	<b>212,196</b>	<b>174,766</b>	<b>178,608</b>	<b>218,800</b>	<b>203,800</b>
559								

	A	B	C	H	I	J	K	M
4		<b>7/21/2020</b>		<b>Actual</b>	<b>Actual</b>	<b>Actual</b>	<b>Adopted</b>	<b>Adopted</b>
5				<b>2016/2017</b>	<b>2017/2018</b>	<b>2018/2019</b>	<b>2019/2020</b>	<b>2020/2021</b>
6				-----	-----	-----	-----	
560		<b>051100 -515-510-000</b>	<b>WAKEFIELD OPERATIONS</b>					
561		051100-1111-515-510	Salaries and Wages - Regular	35,419	28,533	36,833	38,110	38,500
562		051100-1116-515-510	Other Pay		2,470	-		
563		051100-1121-515-510	Employer FICA Tax	2,994	2,473	2,911	2,915	2,945
564		051100-1123-515-510	VRS Contributions	3,142	2,777	2,457	2,542	2,568
565		051100-1124-515-510	Health Care Benefits	7,535	7,323	9,844	9,888	10,116
566		051100-1125-515-510	Group Life Insurance	464	410	483	499	504
567		051100-1244-515-510	Uniform Services	-	-	-	1,000	1,500
568		051100-1265-515-510	Vehicle Maintenance & Repairs	<u>1,592</u>	<u>542</u>	<u>1,017</u>	<u>2,000</u>	<u>4,000</u>
569			<b>TOTAL WAKEFIELD OPERATIONS</b>	<b><u>51,146</u></b>	<b><u>44,528</u></b>	<b><u>53,545</u></b>	<b><u>56,954</u></b>	<b><u>60,133</u></b>
570								

	A	B	C	H	I	J	K	M
4		7/21/2020		Actual	Actual	Actual	Adopted	Adopted
5				2016/2017	2017/2018	2018/2019	2019/2020	2020/2021
6				-----	-----	-----	-----	
571		051100 -516-510-000	E911					
572		051100-1111-516-510	Salaries and Wages - Regular	89,546	85,050	69,613	94,525	94,525
573		051100-1117-516-510	Salaries and Wages - Overtime	6,883	7,974	29	6,900	6,900
574		051100-1121-516-510	Employer FICA Tax	8,516	7,714	5,759	7,231	7,759
575		051100-1123-516-510	VRS Contributions	7,943	7,544	4,861	6,305	6,305
576		051100-1124-516-510	Health Care Benefits	16,042	17,705	15,584	19,776	20,232
577		051100-1125-516-510	Group Life Insurance	1,173	1,114	955	1,238	1,238
578		051100-1203-516-510	Workshops and Conferences	-	-	1,242	2,000	3,339
579		051100-1203-516-510-602	Workshops and Conf.-Grant Exp		500	-		
580		051100-1204-516-510	Lodging	-	-	1,036	1,500	1,500
581		051100-1205-516-510	Meals - Training	-	-	268	300	500
582		051100-1207-516-510	Mileage-Training/Conferences	183	-	0	-	
583		051100-1224-516-510	Information System Services	4,174	6,542	4,698	6,000	6,000
584		051100-1234-516-510	Telecommunications	15,066	15,639	15,872	15,000	15,872
585		051100-1241-516-510	Office Supplies	173	79	1,421	1,500	1,500
586		051100-1251-516-510	Computer & Printer Purchase	-	-	207	2,500	5,000
587		051100-1253-516-510	Equipment Lease/Purchase	17,874	17,874		-	
588		051100-1254-516-510	Equipment Maintenance	36	1,608		1,000	1,000
589		051100-1255-516-510	Maintenance Service Contract	-	275	21,907	22,995	22,995
590		051100-1257-516-510	Furniture	1,949	2,751	2,766	4,000	4,000
591		051100-1258-516-510	Computer Software/Applications	347	-	462	1,500	3,000
592		051100-1259-516-510	Other Equipment Purchases	-	-	-	4,500	4,500
593			<b>TOTAL E911</b>	<b>169,905</b>	<b>172,369</b>	<b>146,680</b>	<b>198,770</b>	<b>206,165</b>
594								

	A	B	C	H	I	J	K	M
4		<b>7/21/2020</b>		<b>Actual</b>	<b>Actual</b>	<b>Actual</b>	<b>Adopted</b>	<b>Adopted</b>
5				<b>2016/2017</b>	<b>2017/2018</b>	<b>2018/2019</b>	<b>2019/2020</b>	<b>2020/2021</b>
6				-----	-----	-----	-----	
595		<b>051100 -517-510-000</b>	<b>SCHOOL RESOURCE OFFICERS</b>					
596		051100-1111-517-510	Salaries and Wages - Regular	77,966	77,781	86,150	89,574	88,088
597		051100-1116-517-510	Other Pay		897			
598		051100-1121-517-510	Employer FICA Tax	7,455	6,727	7,012	6,852	6,739
599		051100-1123-517-510	VRS Contributions	6,916	7,081	5,746	5,975	5,875
600		051100-1124-517-510	Health Care Benefits	15,983	19,704	19,156	19,197	19,686
601		051100-1125-517-510	Group Life Insurance	1,021	1,046	1,128	1,173	1,154
602			<b>TOTAL SCHOOL RESOURCE OFFICERS</b>	<b>109,341</b>	<b>113,236</b>	<b>119,192</b>	<b>122,771</b>	<b>121,542</b>
603			<b>TOTAL SHERIFF'S OPERATIONS</b>	<b>2,367,413</b>	<b>2,227,250</b>	<b>2,327,958</b>	<b>2,668,079</b>	<b>2,657,947</b>
604								

	A	B	C	H	I	J	K	M
4		<b>7/21/2020</b>		<b>Actual</b>	<b>Actual</b>	<b>Actual</b>	<b>Adopted</b>	<b>Adopted</b>
5				<b>2016/2017</b>	<b>2017/2018</b>	<b>2018/2019</b>	<b>2019/2020</b>	<b>2020/2021</b>
6				-----	-----	-----	-----	
605		<b>051500 -551-510-000</b>	<b>CONFINEMENT OF INMATES</b>					
606		051500-1111-551-510	Salaries and Wages - Regular	848,724	888,095	932,905	977,197	970,496
607		051500-1116-551-510	Other Pay	14,635	9,050	5,408	-	
608		051500-1117-551-510	Sal. & Wages OT cleanup detail	20,722	16,089	7,312	15,000	15,000
609		051500-1118-551-510	Salaries and Wages - Part-time	4,232	4,273	10,739	15,003	21,704
610		051500-1121-551-510	Employer FICA Tax	72,973	75,174	77,512	75,903	77,051
611		051500-1123-551-510	VRS Contributions	75,177	78,127	62,092	65,179	64,732
612		051500-1124-551-510	Health Care Benefits	165,212	196,885	205,084	217,536	222,552
613		051500-1125-551-510	Group Life Insurance	11,102	11,539	12,195	12,801	12,713
614		051500-1126-551-510	Short & Long Term Disability	171	174	182	189	169
615		051500-1128-551-510	Worker's Comp - Self Insured	23,478	20,147	19,739	19,739	20,134
616		051500-1201-551-510	Organization Membership	140	250	305	500	500
617		051500-1202-551-510	Publ., Subsc., Books, Ref. Mis	34	288	-	500	500
618		051500-1203-551-510	Workshop and Conferences	85	-	-	1,000	1,000
619		051500-1204-551-510	Lodging	437	324	1,086	1,500	1,500
620		051500-1205-551-510	Meals	1,440	1,770	1,296	1,500	1,500
621		051500-1207-551-510	Mileage-Training/Conferences	3,271	775	-		500
622		051500-1215-551-510	Inmate Pay	2,358	2,079	3,092	2,000	5,000
623		051500-1224-551-510	Information Systems Services	290	46	-	1,700	1,700
624		051500-1227-551-510	Medical Services	-	369	275	1,000	1,000
625		051500-1229-551-510	Other Professional Services	15,974	19,453	20,939	21,485	2,522
626		051500-1229-551-510	Crater Criminal Justice Training Academy					22,478
627		051500-1231-551-510	Postage	1,441	1,439	1,100	1,500	1,500
628		051500-1233-551-510	Printing	-	381	453	500	500
629		051500-1234-551-510	Telecommunications	3,047	2,747	3,141	3,500	3,500
630		051500-1235-551-510	Advertising	229	-	-	2,000	2,000
631		051500-1241-551-510	Office Supplies	2,775	1,603	2,421	3,000	3,000
632		051500-1243-551-510	Linen Supplies	5,515	4,268	501	5,500	5,500
633		051500-1244-551-510	Uniform Services	6,361	17,933	8,556	9,500	9,500
634		051500-1245-551-510	Law Enforcement Supplies	2,171	1,449	1,422	1,500	1,500
635		051500-1246-551-510	Food Supplies	110,534	104,786	115,586	110,000	110,000
636		051500-1247-551-510	Janitorial Supplies	3,684	6,136	7,346	6,000	6,000
637		051500-1251-551-510	Computer & Printer Purchase	-	-	882	500	2,500
638		051500-1252-551-510	Equipment Lease/Rental	257	3,070	3,179	3,400	3,400
639		051500-1253-551-510	Equipment Lease/Purchase	9,902	1,790	2,506	3,500	3,500
640		051500-1255-551-510	Maintenance Service Contract	2,553	2,833	2,553	2,600	3,100
641		051500-1259-551-510	Other Equipment Purchases	899	482	1,394	1,000	1,000
642		051500-1264-551-510	Gasoline/Mileage-Non Training/	213	1,942	3,860	2,000	2,000
643		051500-1265-551-510	Vehicle Maintenance & Repairs	4,393	10,768	7,258	3,500	5,000
644		051500-1272-551-510	Building Maintenance & Repairs	35,704	15,258	35,037	30,000	30,000

	A	B	C	H	I	J	K	M
4		<b>7/21/2020</b>		<b>Actual</b>	<b>Actual</b>	<b>Actual</b>	<b>Adopted</b>	<b>Adopted</b>
5				<b>2016/2017</b>	<b>2017/2018</b>	<b>2018/2019</b>	<b>2019/2020</b>	<b>2020/2021</b>
6				-----	-----	-----	-----	
645		051500-1273-551-510	Building Systems Main & Repair	5,709	8,396	7,889	7,500	7,500
646		051500-1275-551-510	Maintenance Equipment Repairs	23	1,596	426	1,800	1,800
647		051500-1276-551-510	Electric	21,628	20,729	21,735	24,000	30,000
648		051500-1277-551-510	Water Services	-	746	1,591	1,200	500
649		051500-1278-551-510	Oil	615	7,170	8,482	6,000	1,500
650		051500-1279-551-510	Propane Gas	15,775	7,415	5,270	8,000	8,000
651		051500-1293-551-510	Inmate Medical Expenses	70,441	60,756	107,945	100,000	110,000
652		051500-1295-551-510	Insurance Services (Non Vehicle)	132	105	-	105	105
653		051500-1299-551-510	Miscellaneous Others	537	1,156	851	500	500
654			<b>TOTAL CONFINEMENT OF INMATES</b>	<b>1,564,993</b>	<b>1,609,861</b>	<b>1,711,545</b>	<b>1,768,337</b>	<b>1,796,156</b>
655								
656		<b>081800-2110-863-810</b>	<b>CRATER YOUTH CARE COMMISSION</b>	<b>106,349</b>	<b>113,564</b>	<b>110,608</b>	<b>112,061</b>	<b>120,897</b>
657		<b>TOTAL SHERIFF'S OPERATIONS &amp; JAIL</b>		<b>4,038,755</b>	<b>3,950,675</b>	<b>4,150,111</b>	<b>4,548,477</b>	<b>4,575,000</b>
658								
659								



	A	B	C	H	I	J	K	M
4		7/21/2020		Actual	Actual	Actual	Adopted	Adopted
5				2016/2017	2017/2018	2018/2019	2019/2020	2020/2021
6				-----	-----	-----	-----	
660		<b>PUBLIC WORKS</b>						
661		021200 -221-210-000	<b>BUILDINGS &amp; GROUNDS</b>					
662		021200-1111-221-210	Salaries and Wages - Regular	182,344	187,725	189,487	203,262	206,118
663		021200-1116-221-210	Other Pay	600	600	1,188	600	600
664		021200-1118-221-210	Salaries and Wages - Part-time	-	-	-		
665		021200-1121-221-210	Employer FICA Tax	13,928	14,351	14,569	15,550	15,768
666		021200-1123-221-210	VRS Contributions	16,209	16,740	12,430	13,558	13,748
667		021200-1124-221-210	Health Care Benefits	49,272	55,410	57,424	59,328	60,696
668		021200-1125-221-210	Group Life Insurance	2,394	2,472	2,540	2,663	2,700
669		021200-1126-221-210	Short & Long Term Disability I	320	326	319	343	450
670		021200-1128-221-210	Worker's Comp - Self Insured	3,792	2,825	2,974	2,974	3,033
671		021200-1201-221-210	Organization Membership	65	65	15	50	50
672		021200-1205-221-210	Meals		64	-		
673		021200-1215-221-210	Inmate Pay for Cleanup B&G Mai	-	79	59	100	100
674		021200-1234-221-210	Telecommunications	2,341	2,295	1,860	3,000	3,000
675		021200-1235-221-210	Advertising			159		
676		021200-1241-221-210	Office Supplies	65	-	424	100	100
677		021200-1244-221-210	Uniform Services	2,279	1,904	2,094	2,500	2,500
678		021200-1247-221-210	Janitorial Supplies	8,939	9,513	13,896	8,000	10,000
679		021200-1253-221-210	Equipment Lease/Purchase	2,132	10,521	1,691	2,500	2,500
680		021200-1254-221-210	Equipment Maintenance	2,566	3,268	362	2,800	2,800
681		021200-1262-221-210	Insurance	2,739	2,217	3,447	3,000	3,000
682		021200-1263-221-210	Registrations/Inspections	50	-	-		
683		021200-1264-221-210	Gasoline/Mileage-Non Training/	6,304	7,231	9,817	10,000	10,000
684		021200-1265-221-210	Vehicle Manintenance & Repairs	5,079	5,312	5,047	7,500	7,500
685		021200-1272-221-210	Building Maintenance & Repairs	31,885	17,710	16,612	15,000	16,000
686		021200-1273-221-210	Building Systems Main & Repair	78,536	45,363	36,260	46,500	48,000
687		021200-1274-221-210	Grounds Maintenance & Repairs	3,329	7,097	13,331	15,000	15,000
688		021200-1275-221-210	Maintenance Equipment Repairs	1,935	2,120	1,610	1,000	2,200
689		021200-1276-221-210	Electric	90,506	99,190	103,051	85,000	115,000
690		021200-1277-221-210	Water Services	2,059	2,270	2,655	2,200	2,200
691		021200-1278-221-210	Oil	3,739	5,105	5,627	7,500	7,500
692		021200-1279-221-210	Propane Gas	35,869	23,827	7,842	10,000	10,000
693		021200-1295-221-210	Insurance Services (Non Vehicle)	24,546	24,446	24,321	25,000	25,000
694		021200-1299-221-210	Miscellaneous Other	271	105	452	500	500
695			<b>TOTAL BUILDINGS &amp; GROUNDS</b>	<b>574,093</b>	<b>550,151</b>	<b>531,563</b>	<b>545,528</b>	<b>586,063</b>
696								
697		021600 -263-210-000	<b>GENERAL WORKS</b>					

	A	B	C	H	I	J	K	M
4		<b>7/21/2020</b>		<b>Actual</b>	<b>Actual</b>	<b>Actual</b>	<b>Adopted</b>	<b>Adopted</b>
5				<b>2016/2017</b>	<b>2017/2018</b>	<b>2018/2019</b>	<b>2019/2020</b>	<b>2020/2021</b>
6				-----	-----	-----	-----	
698		021600-1234-263-210	Telecommunications			71		400
699		021600-1276-263-210	Electric	38,575	39,002	42,520	40,000	40,000
700		021600-1277-263-210	Water Services	<u>38,870</u>	<u>43,332</u>	<u>76,073</u>	<u>52,000</u>	<u>52,000</u>
701			<b>TOTAL GENERAL WORKS</b>	<b><u>77,445</u></b>	<b><u>82,334</u></b>	<b><u>118,664</u></b>	<b><u>92,000</u></b>	<b><u>92,400</u></b>
702								

	A	B	C	H	I	J	K	M
4		<b>7/21/2020</b>		<b>Actual</b>	<b>Actual</b>	<b>Actual</b>	<b>Adopted</b>	<b>Adopted</b>
5				<b>2016/2017</b>	<b>2017/2018</b>	<b>2018/2019</b>	<b>2019/2020</b>	<b>2020/2021</b>
6				-----	-----	-----	-----	
703		<b>021600 -266-210-000</b>	<b>REFUSE DISPOSAL</b>					
704		021600-1225-266-210	Management Cons. /EEE Consul.	37,616	38,227	44,287	24,000	24,000
705		021600-1229-266-210	Oth. Profess. Ser./Waste Manag	74,374	41,468	25,900	90,000	90,000
706		021600-1255-266-210	Maintenance Service Contract	6,800	6,800	6,800	6,800	6,800
707		021600-1276-266-210	Electric	1,653	1,584	1,575	1,550	1,700
708			<b>TOTAL REFUSE DISPOSAL</b>	<b>120,443</b>	<b>88,079</b>	<b>78,562</b>	<b>122,350</b>	<b>122,500</b>
709								

	A	B	C	H	I	J	K	M
4		7/21/2020		Actual	Actual	Actual	Adopted	Adopted
5				2016/2017	2017/2018	2018/2019	2019/2020	2020/2021
6				-----	-----	-----	-----	
710		<b>021600 -262-210-000</b>	<b>ENVIRONMENTAL INSPECTIONS</b>					
711		021600-1111-262-210	Salaries and Wages - Regular	130,109	132,711	121,667	139,426	139,426
712		021600-1121-262-210	Employer FICA Tax	9,970	10,174	9,331	10,666	10,666
713		021600-1123-262-210	VRS Contributions	11,541	11,772	7,933	9,300	9,300
714		021600-1124-262-210	Health Care Benefits	24,636	27,705	27,068	29,664	30,348
715		021600-1125-262-210	Group Life Insurance	1,704	1,739	1,630	1,826	1,826
716		021600-1128-262-210	Worker's Comp - Self Insured	8,292	7,098	7,165	7,165	7,308
717		021600-1201-262-210	Organization Membership	257	257	30	500	500
718		021600-1202-262-210	Publ., Subscr., Books, Ref. Manuals		209	-		
719		021600-1203-262-210	Workshops and Conferences	3,426	725	1,670	2,000	2,000
720		021600-1204-262-210	Lodging	334	1,401	462	1,000	1,000
721		021600-1205-262-210	Meals	188	335	131	500	500
722		021600-1207-262-210	Mileage-Training/Conferences	166	11,354	-	-	-
723		021600-1227-262-210	Medical Services	-	-	40	-	-
724		021600-1233-262-210	Printing		75	-		
725		021600-1234-262-210	Telecommunications	3,047	2,983	3,881	2,800	2,800
726		021600-1235-262-210	Advertising	-	-	-	-	-
727		021600-1241-262-210	Office Supplies	184	274	6	500	500
728		021600-1244-262-210	Uniforms Services	765	2,075	367	2,000	2,000
729		021600-1247-262-210	Janitorial Supplies	-	-	14	-	-
730		021600-1249-262-210	OSHA Supplies	52	246	265	500	500
731		021600-1251-262-210	Computer & Printer Purchase	239		-		
732		021600-1254-262-210	Equipment Maintenance			590		
733		021600-1257-262-210	Furniture	-	345	-	300	300
734		021600-1258-262-210	Computer Software/Application	-	22	26	-	-
735		021600-1259-262-210	Other Equipment Purchases	22	-	-	-	-
736		021600-1262-262-210	Insurance	1,644	1,663	1,724	1,700	1,700
737		021600-1264-262-210	Gasoline/Mileage-Non Training/	6,390	7,823	21,152	5,350	5,350
738		021600-1265-262-210	Vehicle Maintenance & Repairs	4,752	2,931	6,342	2,000	2,000
739		021600-1274-262-210	Grounds Maintenance & Repairs	255	42	1,835	-	-
740		021600-1276-262-210	Electric	-	-	4,475	-	-
741		021600-1277-262-210	Water Services	-	45	-	300	300
742		021600-1295-262-210	Insurance Services (Non Vehicl	1,398	1,259	1,058	1,400	1,400
743		021600-1299-262-210	Miscellaneous Others	219	4,164	509	6,103	6,103
744		021600-1299-262-210	Miscellaneous-Litter Grant Control	2,500	146	6,021	-	-
745		021600-1299-262-210-601	Convenience Center Upgrades	-	62,726	994	-	-

	A	B	C	H	I	J	K	M
4		7/21/2020		Actual	Actual	Actual	Adopted	Adopted
5				2016/2017	2017/2018	2018/2019	2019/2020	2020/2021
6				-----	-----	-----	-----	
746			TOTAL ENVIRONMENTAL INSPECTIONS	<u>212,090</u>	<u>292,299</u>	<u>226,386</u>	<u>225,000</u>	<u>225,827</u>
747								

	A	B	C	H	I	J	K	M
4		<b>7/21/2020</b>		<b>Actual</b>	<b>Actual</b>	<b>Actual</b>	<b>Adopted</b>	<b>Adopted</b>
5				<b>2016/2017</b>	<b>2017/2018</b>	<b>2018/2019</b>	<b>2019/2020</b>	<b>2020/2021</b>
6				-----	-----	-----	-----	
748		<b>021600 -264-210-000</b>	<b>CONVENIENCE CENTERS</b>					
749		021600-1203-264-210	Workshops and Conferences	-	-		2,000	2,000
750		021600-1204-264-210	Lodging	-	-		1,000	1,000
751		021600-1205-264-210	Meals	-	-		500	500
752		021600-1229-264-210	Professional Services	-	-		368,116	441,600
753		021600-1234-264-210	Telecommunications	-	-		6,000	6,000
754		021600-1235-264-210	Advertising	-	-		750	750
755		021600-1241-264-210	Office Supplies	-	-		1,000	1,000
756		021600-1244-264-210	Uniforms Services	-	-		1,000	1,000
757		021600-1247-264-210	Janitorial Supplies	-	-		1,000	5,700
758		021600-1249-264-210	OSHA Supplies	-	-		1,000	1,000
759		021600-1257-264-210	Furniture	-	-		2,000	2,000
760		021600-1274-264-210	Grounds Maintenance & Repairs	-	-		19,000	19,000
761		021600-1276-264-210	Electric	-	-		6,000	9,000
762		021600-1277-264-210	Water Services	-	-	-	1,000	1,000
763		021600-1299-264-210	Convenience Sites Upgrade					
764			<b>TOTAL CONVENIENCE CENTERS</b>	-	-	-	<b>410,366</b>	<b>491,550</b>
765		<b>TOTAL PUBLIC WORKS</b>		<b>984,071</b>	<b>1,012,863</b>	<b>955,175</b>	<b>1,395,244</b>	<b>1,518,340</b>
766								

	A	B	C	H	I	J	K	M
4		7/21/2020		Actual	Actual	Actual	Adopted	Adopted
5				2016/2017	2017/2018	2018/2019	2019/2020	2020/2021
6				-----	-----	-----	-----	
767			<b>HEALTH &amp; WELFARE</b>					
768		81100-2110- -810	<b>HEALTH</b>					
769		081100-2110-801-810	Crater Health District	176,489	198,317	198,317	198,317	148,317
770		081100-2110-803-810	Old Dominion Emerg. Medical Services	982	982	982	1,000	982
771		081100-2110-805-810	District 19 Community Services	64,499	64,499	64,499	71,811	76,235
772			<b>TOTAL HEALTH</b>	<b>241,970</b>	<b>263,798</b>	<b>263,798</b>	<b>271,128</b>	<b>225,534</b>
773								

	A	B	C	H	I	J	K	M
4		7/21/2020		Actual	Actual	Actual	Adopted	Adopted
5				2016/2017	2017/2018	2018/2019	2019/2020	2020/2021
6				-----	-----	-----	-----	
774		81300	COMMUNITY SUPPORT SERVICES					
775		081300-2110-811-810	Crater Area Aging	7,060	7,060	7,060	7,060	-
776		081300-2110-812-810	Sussex SS Christmas Program	-	1,500	-	-	
777		081300-2110-814-810	The Improvement Assoc	66,000	64,000	64,000	64,000	64,000
778		081300-2110-816-810	Red Cross	2,000	2,000	2,000	2,000	2,000
779		081300-2110-820-810	Virginia Legal Aid Society	-	1,135	1,135	1,227	1,276
780		081300-2110-822-810	VA Cooperative Extension	27,440	41,243	70,768	56,032	65,613
781		081300-2110-823-810	Chowan Basin Soil & Water Cons	3,355	3,701	7,415	7,264	7,415
782		081300-2110-825-810	The Faith Based Coalition		5,000	-	-	-
783		081300-2110-829-810	Chowan Basin Proj. / City Fran	7,200	7,480	7,480	-	-
784		081300-2110-830-810	Relay for Life	-	-	-	-	-
785		081300-2110-831-810	Habitat for Humanity	-	-	-	-	-
786			<b>TOTAL COMMUNITY SUPPORT SERVICES</b>	<b>113,055</b>	<b>133,119</b>	<b>159,858</b>	<b>137,583</b>	<b>140,304</b>
787								
788		093100-0105	Transfer To VPA/DSS Fund	258,485	276,731	337,276	335,723	331,490
789		093100-0110	Trf To CSA Fund 23.87% match	173,058	173,058	173,058	173,058	173,058
790								
791			<b>TOTAL HEALTH &amp; WELFARE</b>	<b>786,568</b>	<b>846,706</b>	<b>933,990</b>	<b>917,492</b>	<b>870,386</b>
792								
793								



	A	B	C	H	I	J	K	M
4		<b>7/21/2020</b>		<b>Actual</b>	<b>Actual</b>	<b>Actual</b>	<b>Adopted</b>	<b>Adopted</b>
5				<b>2016/2017</b>	<b>2017/2018</b>	<b>2018/2019</b>	<b>2019/2020</b>	<b>2020/2021</b>
6				-----	-----	-----	-----	
794			<b>EDUCATION</b>					
795		081500-2110-831-810	John Tyler Community College	1,000	1,016	1,016	995	982
796		081500-2110-832-810	Virginia State University	-	1,000	1,000	1,000	1,000
797		081500-2110-833-810	Southside Virginia Education C	4,000	4,000	4,000	1,000	1,000
798		081500-2110-834-810	Richard Bland College	-	1,500	1,500	1,500	1,500
799		093100-0251	Transfer To School Fund	<u>8,004,440</u>	<u>7,994,170</u>	<u>7,999,170</u>	<u>7,999,170</u>	<u>7,999,170</u>
800								
801			<b>TOTAL EDUCATION</b>	<u><b>8,009,440</b></u>	<u><b>8,001,686</b></u>	<u><b>8,006,686</b></u>	<u><b>8,003,665</b></u>	<u><b>8,003,652</b></u>
802								
803								

	A	B	C	H	I	J	K	M
4		<b>7/21/2020</b>		<b>Actual</b>	<b>Actual</b>	<b>Actual</b>	<b>Adopted</b>	<b>Adopted</b>
5				<b>2016/2017</b>	<b>2017/2018</b>	<b>2018/2019</b>	<b>2019/2020</b>	<b>2020/2021</b>
6				-----	-----	-----	-----	
804		<b>PARKS, RECREATION &amp; CULTURAL</b>						
805		81400	<b>LIBRARY/CULTURAL</b>					
806		081400-2110-825-810	Wakefield Foundation	10,000	11,500	11,500	11,500	11,500
807		081400-2110-826-810	Blackwater/Regional Library	154,985	154,985	154,985	176,698	191,065
808		081400-2110-827-810	MBC Museum	5,000	3,500	3,500	3,500	1,500
809			<b>TOTAL LIBRARY/CULTURAL</b>	<b>169,985</b>	<b>169,985</b>	<b>169,985</b>	<b>191,698</b>	<b>204,065</b>
810								

	A	B	C	H	I	J	K	M
4		<b>7/21/2020</b>		<b>Actual</b>	<b>Actual</b>	<b>Actual</b>	<b>Adopted</b>	<b>Adopted</b>
5				<b>2016/2017</b>	<b>2017/2018</b>	<b>2018/2019</b>	<b>2019/2020</b>	<b>2020/2021</b>
6				-----	-----	-----	-----	
811		<b>81600</b>	<b>RECREATIONAL</b>					
812		081600-2110-840-810	Sussex Youth & Adult Recreatio	6,000	6,000	6,000	-	-
813		081600-2110-843-810	Senior Citizens, Eastern	10,325	10,000	10,000	10,000	10,000
814		081600-2110-844-810	Southeast 4-H Center	-	10,000	10,000	10,000	10,000
815		081600-2110-847-810	Recreation - Unallocated Acct.	-	-	5,000	15,000	6,000
816		081600-2110-848-810	Jessica Ann Moore Foundation	-	-	-	5,000	5,000
817		081600-2110-849-810	Jarratt Senior Citizens Center	-	-	-	-	5,000
818			<b>TOTAL RECREATIONAL</b>	<b>16,325</b>	<b>26,000</b>	<b>31,000</b>	<b>40,000</b>	<b>36,000</b>
819								
820			<b>TOTAL PARKS, RECREATION &amp; CULTURAL</b>	<b>186,310</b>	<b>195,985</b>	<b>200,985</b>	<b>231,698</b>	<b>240,065</b>
821								

	A	B	C	H	I	J	K	M
4		7/21/2020		Actual	Actual	Actual	Adopted	Adopted
5				2016/2017	2017/2018	2018/2019	2019/2020	2020/2021
6				-----	-----	-----	-----	
822		<b>PLANNING &amp; COMMUNITY DEVELOPMENT</b>						
823		021300 -231-210-000	<b>HOUSING</b>					
824		021300-1111-231-210	Salaries and Wages - Regular	62,371	52,836	53,892	55,509	55,509
825		021300-1116-231-210	Other Pay	1,372	-	-	-	
826		021300-1118-231-210	Salaries and Wages -Part Time	4,425	21,392	21,674	22,289	22,289
827		021300-1121-231-210	Employer FICA Tax	4,693	5,090	5,158	5,952	5,952
828		021300-1123-231-210	VRS Contributions	5,636	4,686	3,595	3,702	3,702
829		021300-1124-231-210	Health Care Benefits	10,920	9,235	9,844	9,888	10,116
830		021300-1125-231-210	Group Life Insurance	832	692	706	727	727
831		021300-1128-231-210	Worker's Comp - Self Insured	2,848	2,381	2,035	2,035	2,075
832		021300-1201-231-210	Organization Membership	25	-	50	150	150
833		021300-1202-231-210	Publ., Subsc., Books, Ref. Mat	-	-	49	-	50
834		021300-1203-231-210	Workshops and Conferences	500	515	915	1,000	1,000
835		021300-1204-231-210	Lodging	691	405	571	500	1,000
836		021300-1205-231-210	Meals	429	255	418	500	1,000
837		021300-1207-231-210	Mileage-Training/Conferences	287	-	-	-	
838		021300-1217-231-210	Commission/Board Compensation	-	-	1,500	1,000	1,000
839		021300-1231-231-210	Postage	1,339	292	732	1,000	1,000
840		021300-1234-231-210	Telecommunications	7,311	7,843	8,829	9,000	9,000
841		021300-1235-231-210	Advertising	405	-	125	500	500
842		021300-1241-231-210	Office Supplies	1,091	657	1,187	1,200	1,200
843		021300-1252-231-210	Equipment Lease/Rental	6,272	3,462	3,446	3,500	3,500
844		021300-1258-231-210	Computer Software/Applications	44	44	52	250	250
845		021300-1262-231-210	Insurance	1,096	1,109	1,149	1,600	1,700
846		021300-1264-231-210	Gasoline/Mileage-Non Training/	674	1,146	1,017	1,400	1,400
847		021300-1265-231-210	Vehicle Maintenance & Repairs	1,223	1,398	2,294	1,000	1,500
848		021300-1277-231-210	Water Services	-	-	-	-	
849		021300-1295-231-210	Insurance Services (Non Vehicl	1,398	1,259	1,058	1,300	1,300
850		021300-1299-231-210	Miscellaneous	-	395	491	2,000	2,000
851		021300-9002-231-210	VHCD Housing Study Grant	27,098	17,259	-	-	-
852		021300-9003-231-210	CDBG Planning Grant-Pocahontas	35,000	466	-	-	-
853			<b>TOTAL HOUSING</b>	<b>177,980</b>	<b>132,817</b>	<b>120,787</b>	<b>126,002</b>	<b>127,920</b>
854								

	A	B	C	H	I	J	K	M
4		7/21/2020		Actual	Actual	Actual	Adopted	Adopted
5				2016/2017	2017/2018	2018/2019	2019/2020	2020/2021
6				-----	-----	-----	-----	
855			<b>PLANNING DEPARTMENT</b>					
856		<b>021400 -241-210-000</b>	<b>PLANNING</b>					
857		021400-1111-241-210	Salaries and Wages - Regular	103,504	105,574	107,685	110,916	110,916
858		021400-1121-241-210	Employer FICA Tax	7,900	8,063	8,225	8,485	8,485
859		021400-1123-241-210	VRS Contributions	9,181	9,364	7,183	7,398	7,398
860		021400-1124-241-210	Health Care Benefits	16,424	18,470	19,688	19,776	20,232
861		021400-1125-241-210	Group Life Insurance	1,356	1,383	1,411	1,453	1,453
862		021400-1128-241-210	Worker's Comp - Self Insured	1,959	1,626	2,013	2,013	2,053
863		021400-1201-241-210	Organization Membership	388	380	365	800	800
864		021400-1202-241-210	Public., Susc./ Books, Ref. Ma	71	81	130	150	150
865		021400-1203-241-210	Workshops and Conferences	680	425	778	1,000	1,000
866		021400-1204-241-210	Lodging	357	278	615	1,000	1,000
867		021400-1205-241-210	Meals	354	184	586	545	545
868		021400-1206-241-210	Tranportaion (exclude mileage)	-	3		-	
869		021400-1207-241-210	Mileage-Training/Conferences	213	67		-	250
870		021400-1217-241-210	Commission/Board Compensation	4,250	2,900	4,925	5,100	5,100
871		021400-1225-241-210	Management Consulting Services	55,217	56,760	20,337	11,460	10,000
872		021400-1229-241-210	Other Professional Services	-	-	4,310	20,000	20,000
873		021400-1231-241-210	Postage	1,255	551	492	990	990
874		021400-1232-241-210	Overnight Postage	-	-	-	-	
875		021400-1233-241-210	Printing	385	641	1,317	700	700
876		021400-1234-241-210	Telecommunications	4,692	4,982	4,859	3,465	3,955
877		021400-1235-241-210	Advertising	3,267	1,351	1,489	3,000	3,000
878		021400-1241-241-210	Office Supplies	1,489	948	1,540	1,485	1,485
879		021400-1244-241-210	Uniform Services	90	-	683	250	250
880		021400-1252-241-210	Equipment Lease/Rental	3,766	2,752	3,094	3,465	3,465
881		021400-1258-241-210	Computer Software/Applications	187	9,574	9,728	9,800	9,800
882		021400-1262-241-210	Insurance	548	554	575	638	638
883		021400-1264-241-210	Gasoline/Mileage-Non Training/	517	722	1,280	1,250	1,250
884		021400-1265-241-210	Vehicle Maintenance & Repairs	20	661	368	500	500
885		021400-1292-241-210	Bank/Credit Card Fees		30			
886		021400-1295-241-210	Insurance Services (Non Vehicl	863	875	705	950	950
887			<b>TOTAL PLANNING</b>	<b>218,933</b>	<b>229,199</b>	<b>204,381</b>	<b>216,589</b>	<b>216,365</b>
888								

	A	B	C	H	I	J	K	M
4		7/21/2020		Actual	Actual	Actual	Adopted	Adopted
5				2016/2017	2017/2018	2018/2019	2019/2020	2020/2021
6				-----	-----	-----	-----	
889		<b>021400 -242-210-000</b>	<b>BUILDING INSPECTIONS</b>					
890		021400-1111-242-210	Salaries and Wages - Regular	120,652	118,731	82,121	145,130	146,622
891		021400-1116-242-210	Other Pay	4,483	3,090	600	1,200	600
892		021400-1118-242-210	Salaries and Wages - Part-time	-	-	-	-	-
893		021400-1121-242-210	Employer FICA Tax	8,223	9,314	6,346	11,102	11,217
894		021400-1123-242-210	VRS Contributions	8,951	10,506	5,144	9,337	9,780
895		021400-1124-242-210	Health Care Benefits	19,897	23,825	19,688	29,664	30,348
896		021400-1125-242-210	Group Life Insurance	1,322	1,552	1,010	1,834	1,921
897		021400-1126-242-210	Short & Long Term Disability	-	-	-	-	184
898		021400-1128-242-210	Worker's Comp - Self Insured	3,975	3,095	3,844	3,844	3,921
899		021400-1201-242-210	Organization Membership	150	276	60	300	300
900		021400-1202-242-210	Publ., Subsc., Books, Ref. Mat	346	69	1,172	1,400	1,500
901		021400-1203-242-210	Workshops and Conferences	420	962	78	1,000	1,500
902		021400-1204-242-210	Lodging	155	115	-	500	500
903		021400-1205-242-210	Meals	112	22	93	500	500
904		021400-1206-242-210	Transportation (exclude mileage)	-	-	-	-	-
905		021400-1207-242-210	Mileage-Training/Conferences	85	-	-	-	1,000
906		021400-1224-242-210	Information System Services	1,300	1,400	1,400	1,500	1,500
907		021400-1225-242-210	Management Consulting Services		2,250	24,404	25,000	10,000
908		021400-1231-242-210	Postage	349	171	614	693	693
909		021400-1233-242-210	Printing	163	-	83	100	100
910		021400-1234-242-210	Telecommunications	3,879	4,399	4,164	3,500	3,500
911		021400-1235-242-210	Advertising	5,095	1,240	50	500	750
912		021400-1241-242-210	Office Supplies	275	444	277	1,800	1,800
913		021400-1244-242-210	Uniform Services	219	120	120	219	300
914		021400-1251-242-210	Computer & Printer Purchases	-	-	-	-	-
915		021400-1252-242-210	Equipment Lease/Rental	3,766	2,688	3,094	2,673	2,673
916		021400-1255-242-210	Maintenance Service Contract	-	-	-	-	-
917		021400-1258-242-210	Computer Software/Applications	33	33	219	-	200
918		021400-1259-242-210	Other Equipment Purchase	-	-	-	-	-
919		021400-1262-242-210	Insurance	1,096	1,109	1,149	1,200	1,200
920		021400-1264-242-210	Gasoline/Mileage-Non Training/	1,624	1,932	1,714	1,649	1,649
921		021400-1265-242-210	Vehicle Maintenance & Repairs	717	911	322	990	990
922		021400-1295-242-210	Insurance Services (Non Vehicle)	1,595	1,456	1,058	1,485	1,485
923		021400-1299-242-210	Miscellaneous Others	-	35	-	-	2,200
924			<b>TOTAL BUILDING INSPECTIONS</b>	<b>188,882</b>	<b>189,745</b>	<b>158,824</b>	<b>247,120</b>	<b>238,933</b>
925								

	A	B	C	H	I	J	K	M
4		<b>7/21/2020</b>		<b>Actual</b>	<b>Actual</b>	<b>Actual</b>	<b>Adopted</b>	<b>Adopted</b>
5				<b>2016/2017</b>	<b>2017/2018</b>	<b>2018/2019</b>	<b>2019/2020</b>	<b>2020/2021</b>
6				-----	-----	-----	-----	
926		<b>021400 -243-210-000</b>	<b>ZONING</b>					
927		021400-1204-243-210	Lodging	110	-	205	-	
928		021400-1205-243-210	Meals			-	250	250
929		021400-1207-243-210	Mileage-Training/Conferences	-	-	151	-	
930		021400-1217-243-210	Commission/Board Compensation	150	-		375	375
931		021400-1235-243-210	Advertising	-	-		250	250
932		021400-1241-243-210	Office Supplies	-	-		500	500
933		021400-1264-243-210	Mileage	-	-	-	500	500
934			<b>TOTAL ZONING</b>	<b>260</b>	<b>-</b>	<b>356</b>	<b>1,875</b>	<b>1,875</b>
935			<b>PLANNING DEPARTMENT TOTAL</b>	<b>408,075</b>	<b>418,944</b>	<b>363,561</b>	<b>465,584</b>	<b>457,173</b>
936								

	A	B	C	H	I	J	K	M
4		<b>7/21/2020</b>		<b>Actual</b>	<b>Actual</b>	<b>Actual</b>	<b>Adopted</b>	<b>Adopted</b>
5				<b>2016/2017</b>	<b>2017/2018</b>	<b>2018/2019</b>	<b>2019/2020</b>	<b>2020/2021</b>
6				-----	-----	-----	-----	
937		81800	<b>ECONOMIC DEVELOPMENT</b>					
938		081800-2110-860-810	Crater Planning District Commi	9,790	9,790	9,790	9,790	9,790
939		081800-2110-862-810	Virginia's Gateway Region	32,050	32,050	22,000	42,050	21,025
940		081800-2110-869-810	Crater Small Bus Dev Cent Long	2,500	3,000	3,000	3,000	3,300
941			<b>ECONOMIC DEVELOPMENT</b>	<b>44,340</b>	<b>44,840</b>	<b>34,790</b>	<b>54,840</b>	<b>34,115</b>
942			<b>TOTAL PLANNING &amp; COMMUNITY DEVELOPMENT</b>	<b>630,395</b>	<b>596,601</b>	<b>519,138</b>	<b>646,426</b>	<b>619,208</b>
943								
944								



	A	B	C	H	I	J	K	M
4		<b>7/21/2020</b>		<b>Actual</b>	<b>Actual</b>	<b>Actual</b>	<b>Adopted</b>	<b>Adopted</b>
5				<b>2016/2017</b>	<b>2017/2018</b>	<b>2018/2019</b>	<b>2019/2020</b>	<b>2020/2021</b>
6				-----	-----	-----	-----	
945		<b>95000</b>	<b>DEBT SERVICE</b>					
946		095000-9130	Middle School Literary Loan Fund	476,172	465,669	455,165	444,661	434,158
947		095000-9200	D.S.for High Sch. VPSA & Lit.	907,021	877,363	846,974	816,803	426,299
948		095000-9310	QZAB 2005 Bonds 12/30/05	58,270	-	58,270	58,270	
949		095000-9320	QZAB 2006 bonds 6-06	109,203	-	109,203	109,203	109,203
950		095000-9330	DHCD Loan-WoodFuel Dev Reimb 3	116,797	93,438	93,438	93,438	93,438
951		095000-9410	Elem. School VPSA 2012 Debt Service	405,703	394,163	331,773	370,158	358,543
952			<b>TOTAL DEBT SERVICE</b>	<b>2,073,166</b>	<b>1,830,633</b>	<b>1,894,823</b>	<b>1,892,533</b>	<b>1,421,641</b>
953								

	A	B	C	H	I	J	K	M
4		<b>7/21/2020</b>		<b>Actual</b>	<b>Actual</b>	<b>Actual</b>	<b>Adopted</b>	<b>Adopted</b>
5				<b>2016/2017</b>	<b>2017/2018</b>	<b>2018/2019</b>	<b>2019/2020</b>	<b>2020/2021</b>
6				-----	-----	-----	-----	
954			<b>NON-DEPARTMENTAL</b>					
955		093200-9401	Contingency Account	733	8,500	115,000	108,830	115,000
956		099900-1128	Worker's Comp - Self Ins Unemp	2,895	7,938	6,000	6,000	6,000
957		099900-2210	Rev Refund WoodFuel Developers	54,555	-	-	-	-
958		<b>TOTAL NON-DEPARTMENTAL</b>		<b>58,183</b>	<b>16,438</b>	<b>121,000</b>	<b>114,830</b>	<b>121,000</b>
959								

	A	B	C	H	I	J	K	M
4		7/21/2020		Actual	Actual	Actual	Adopted	Adopted
5				2016/2017	2017/2018	2018/2019	2019/2020	2020/2021
6				-----	-----	-----	-----	
960			<b>TRANSFERS TO OTHER FUNDS</b>					
961		<b>93100</b>						
962		093100-0135	Trf fr GF to Reserve for CPF	700,000	-	-	-	
963		093100-0302	Trf to Cap. Improvement Fund	246,765	1,592,962	1,097,500	503,223	417,132
964		093100-0305	Transfer to Mega-Site Indust Park Fund	50,781	-	-	-	
965		<b>TOTAL TRANSFERS TO OTHER FUNDS</b>		<b>997,546</b>	<b>1,592,962</b>	<b>1,097,500</b>	<b>503,223</b>	<b>417,132</b>
966								
967		<b>TOTAL EXPENDITURES GENERAL FUND</b>		<b>21,767,809</b>	<b>22,261,318</b>	<b>22,377,993</b>	<b>23,289,106</b>	<b>23,098,400</b>

	A	B	C	H	I	J	K	M
4		7/21/2020		Actual	Actual	Actual	Adopted	Adopted
5				2016/2017	2017/2018	2018/2019	2019/2020	2020/2021
6				-----	-----	-----	-----	
968		<b>FUND #-105 EXPENDITURES - VPA/DSS FUND</b>						
969								
970		<b>VPA/DSS FUND</b>						
971		071100-1111-711-710	Salaries and Wages - Regular	850,616	892,786	906,845	1,071,969	1,126,472
972		071100-1116-711-710	Other Pay	56,861	56,608	31,262	-	10,815
973		071100-1117-711-710	Salaries and Wages - Overtime	314	54	58	30,000	5,000
974		071100-1118-711-710	Salaries and Wages - Part-time	90,269	48,035	29,722	100,230	76,687
975		071100-1121-711-710	Employer FICA Tax	75,321	74,591	71,700	91,968	92,424
976		071100-1123-711-710	VRS Contributions	74,572	77,934	58,852	71,500	74,372
977		071100-1124-711-710	Health Care Benefits	164,917	190,820	201,808	266,976	273,132
978		071100-1125-711-710	Group Life Insurance	11,014	11,510	11,641	14,043	14,607
979		071100-1126-711-710	Short & Long Term Disability I	964	1,577	2,178	2,341	2,561
980		071100-1128-711-710	Worker's Comp - Self Insured	5,151	3,950	4,574	5,151	5,151
981		071100-1234-711-710	Telecommunications	7,979	9,866	10,208	9,866	9,866
982		071100-1241-711-710	Office Supplies	5,077	-	-	-	-
983		071100-1262-711-710	Insurance	4,931	3,881	4,022	5,000	5,000
984		071100-1264-711-710	Gasoline	2,085	3,288	5,488	3,288	5,500
985		071100-1265-711-710	Vehicle maintenance & Repairs	5	148	963	3,000	1,500
986		071100-1276-711-710	Electric	-	-	799	-	-
987		071100-1295-711-710	Insurance Services (Non Vehicl	132	105	-	-	-
988		071100-1298-711-710	Aid to Citizens	434,179	379,962	453,749	450,000	434,871
989		071100-1299-711-710	Undistributed Expenditures	-	106	3,000	2,500	\$ 3,000
990			<b>TOTAL FOR VPA/DSS FUND</b>	<b>1,784,387</b>	<b>1,755,221</b>	<b>1,796,869</b>	<b>2,127,832</b>	<b>2,140,958</b>

	A	B	C	H	I	J	K	M
4		7/21/2020		Actual	Actual	Actual	Adopted	Adopted
5				2016/2017	2017/2018	2018/2019	2019/2020	2020/2021
6				-----	-----	-----	-----	
991		<b>FUND #-110 EXPENDITURES - CSA FUND</b>						
992		<b>CSA FUND</b>						
993		053000-5799	Comprehensive Serv Total Expen	<u>700,000</u>	<u>425,736</u>	561,806	725,000	725,000
994			<b>TOTAL CSA FUND</b>	<u><b>700,000</b></u>	<u><b>425,736</b></u>	<u><b>561,806</b></u>	<u><b>725,000</b></u>	<u><b>725,000</b></u>

	A	B	C	H	I	J	K	M
4		7/21/2020		Actual	Actual	Actual	Adopted	Adopted
5				2016/2017	2017/2018	2018/2019	2019/2020	2020/2021
6				-----	-----	-----	-----	
995		FUND #-121 EXPENDITURES - IPR PROGRAM INCOME FUND						
996		IPR PROGRAM INCOME FUND						
997								
998		081000-5210	Repairs/Contractor Cost	<u>8,262</u>	<u>3,750</u>	<u>2,025</u>	<u>2,025</u>	<u>2,025</u>
999								
1000		TOTAL IPR PROGRAM INCOME FUND		<u>8,262</u>	<u>3,750</u>	<u>2,025</u>	<u>2,025</u>	<u>2,025</u>

	A	B	C	H	I	J	K	M
4		7/21/2020		Actual	Actual	Actual	Adopted	Adopted
5				2016/2017	2017/2018	2018/2019	2019/2020	2020/2021
6				-----	-----	-----	-----	
1001		FUND #-123 EXPENDITURES - CDBG HOUSING PROGRAM FUND						
1002		CDBG HOUSING PROGRAM FUND						
1003								
1004		085000-5210	Construction - Budget Project	-	4,375	3,425	3,425	3,425
1005								
1006		TOTAL CDBG HOUSING PROG. FUND		-	4,375	3,425	3,425	3,425

	A	B	C	H	I	J	K	M
4		7/21/2020		Actual	Actual	Actual	Adopted	Adopted
5				2016/2017	2017/2018	2018/2019	2019/2020	2020/2021
6				-----	-----	-----	-----	
1007		<b>FUND #-201 EXPENDITURES -LAW LIBRARY FUND</b>						
1008								
1009								
1010		21800	REVENUE FROM LOCAL SOURCES					
1011		21800-6001	Publ., Subsc., Books, Ref. Manuals	-	-	-	-	
1012		21800-6012	Books and Subscriptions /	<u>611</u>	<u>775</u>	<u>766</u>	<u>766</u>	<u>766</u>
1013			<b>TOTAL LAW LIBRARY FUND</b>	<u><b>611</b></u>	<u><b>775</b></u>	<u><b>766</b></u>	<u><b>766</b></u>	<u><b>766</b></u>



	A	B	C	H	I	J	K	M
4		7/21/2020		Actual	Actual	Actual	Adopted	Adopted
5				2016/2017	2017/2018	2018/2019	2019/2020	2020/2021
6				-----	-----	-----	-----	
1014		<b>FUND #-302 EXPENDITURES - CAPITAL PROJECTS FUND</b>						
1015		<b>CAPITAL PROJECTS</b>						
1016		<b>90000</b>	<b>CAPITAL PROJECTS</b>					
1017		<b>91201</b>	<b>REPLACE E911 EQUIPMENT</b>					
1018		091201-1257	Replace 911 Communication Equipment	-	169,000	-	80,000	-
1019			<b>TOTAL REPLACE E911 EQUIPMENT</b>	-	<b>169,000</b>	-	<b>80,000</b>	-
1020		<b>91202</b>	<b>REPLACE AS400 SERVER</b>					
1021		91202-0001	Replace AS400 Server	-	47,670	-	-	-
1022			<b>TOTAL REPLACE AS400 SERVER</b>	-	47,670	-	-	-
1023		<b>91203</b>	<b>REPLACE VOTING MACHINES</b>					
1024		91203-0001	Replce Voting Machines	-	44,000	-	-	8,625
1025			<b>TOTAL REPLACE VOTING MACHINES</b>	-	<b>44,000</b>	-	-	<b>8,625</b>
1026		<b>91300</b>	<b>VEHICLES &amp; OTHER EQUIPMENT</b>					
1027		091300-0001	Fire Truck	-	-	700,000	150,000	150,000
1028		091300-0002	Rescue Vehicle - Ambulance	-	-	-	-	-
1029		091300-0003	Fire Dept. SCBA Replacement	413,645	-	-	-	-
1030		091300-0004	Public Safety Vehicle	-	-	-	35,000	-
1031		091300-0011	Sheriff Patrol Vehicle	171,608	73,500	73,500	110,785	131,897
1032		091300-0012	Animal Control Vehicle	-	40,000	-	-	-
1033		091300-0013	Building & Grounds Vehicle & Other Equipment	-	40,000	42,000	-	-
1034		091300-0014	Environmental Inspections	-	40,000	-	-	-
1035		091300-0015	Building Official/Inspections	-	40,000	30,000	-	-
1036		091300-0016	Treasurer-Printer	-	-	-	12,000	-
1037		091300-0017	Community Development-Vehicle	-	-	-	35,000	-
1038		091300-0018	DSS-Vehicle	-	-	-	25,000	-
1039		091300-0019	Treasurer-Security Equip./Software	-	-	-	10,927	-
1040			Vehicle	-	-	-	-	25,000
1041			<b>TOTAL VEHICLES &amp; OTHER EQUIPMENT</b>	<b>585,253</b>	<b>233,500</b>	<b>845,500</b>	<b>378,712</b>	<b>306,897</b>
1044		<b>94250</b>	<b>COMMUNICATIONS</b>					
1045		094250-8212	New Radio System Cost	694,285	-	-	-	-
1046		094250-8215	Waverly Radio Tower - A/C Unit (2)	-	-	-	-	20,000
1047			<b>TOTAL COMMUNICATIONS</b>	<b>694,285</b>	-	-	-	<b>20,000</b>
1048		<b>94400</b>	<b>RENOVATION OF COUNTY BLDGS</b>					
1049		094400-8212	Renov/Repair Buildings	100,604	-	-	-	-
1050		094400-8214	DSS Building Repairs	-	-	-	1,548	-

	A	B	C	H	I	J	K	M
4		<b>7/21/2020</b>		<b>Actual</b>	<b>Actual</b>	<b>Actual</b>	<b>Adopted</b>	<b>Adopted</b>
5				<b>2016/2017</b>	<b>2017/2018</b>	<b>2018/2019</b>	<b>2019/2020</b>	<b>2020/2021</b>
6				-----	-----	-----	-----	
1051		094400-8216	Hist, Courthouse Roof Replacem	-	-	-	-	-
1052		094400-8217	Carpet Replacement-GDC	-	13,000	25,000	-	-
1053		094400-8218	Judicial Complex HVAC-Phase 1	-	25,000	-	-	-
1054		094400-8219	Judicial Complex HVAC-Phase 2	-	-	50,000	15,963	-
1055		094400-8220	Water Tower	-	75,000	150,000	-	-
1056		094400-8224	EOC - Generator	-	-	-	-	40,000
1057			<b>Total RENOVATION OF COUNTY BLDGS</b>	<b>100,604</b>	<b>113,000</b>	<b>225,000</b>	<b>17,511</b>	<b>40,000</b>
1058		<b>94500</b>	<b>SCHOOL PROJECTS</b>					
1059		094500-001	School Buses-Lease Purchase	-	27,000	27,000	27,000	27,000
1060			<b>TOTAL SCHOOL PROJECTS</b>	<b>-</b>	<b>27,000</b>	<b>27,000</b>	<b>27,000</b>	<b>27,000</b>
1061		<b>94700</b>	<b>ANIMAL POUND BLDG &amp; COMPLEX</b>					
1062		094700-8103	Shelter Improvements	-	20,000	-	-	14,610
1063			<b>TOTAL ANIMAL POUND BLDG &amp; COMPLEX</b>	<b>-</b>	<b>20,000</b>	<b>-</b>	<b>-</b>	<b>14,610</b>
1073			<b>TOTAL CAPITAL PROJECTS FUND</b>	<b>1,380,142</b>	<b>654,170</b>	<b>1,097,500</b>	<b>503,223</b>	<b>417,132</b>

	A	B	C	H	I	J	K	M
4		7/21/2020		Actual	Actual	Actual	Adopted	Adopted
5				2016/2017	2017/2018	2018/2019	2019/2020	2020/2021
6				-----	-----	-----	-----	
1074		<b>FUND #-306 EXPENDITURES - CABIN POINT PARK FUND</b>						
1075								
1076								
1077		091400-0101	Professional Services - Land D	-	-	-	-	-
1078		091400-0202	Water & Sewer Lines Extension	59,069	-	-	-	-
1079		<b>91400</b>	<b>CABIN POINT PARK</b>	<b>59,069</b>	<b>-</b>	<b>-</b>	<b>-</b>	<b>-</b>
1080								
1081		<b>TOTAL EXPENDITURES - ALL FUNDS</b>		<b>25,691,407</b>	<b>25,096,445</b>	<b>25,834,168</b>	<b>26,651,377</b>	<b>26,387,706</b>

