



# SUSSEX COUNTY

FY 2018

Adopted Budget



## SUSSEX COUNTY 2018 ADOPTED BUDGET

<u>TABLE OF CONTENTS</u>	<u>PAGE</u>
<u>TAB 1 – Introductory Section</u>	
County Board Members and Officials	1-1
Budget Message	1-2 through 1-4
Budget Adoption & Appropriation Ordinance	1-5 through 1-9
Five-Year CIP Adoption Ordinance	1-10 through 1-11
Local Tax Levy Ordinance	1-12 through 1-13
Public Hearing Advertisement	1-14 through 1-15
Tax Rate Assessment Comparison	1-16
General Fund Revenue Comparisons	1-17
General Fund Expenditure Comparisons	1-18
General Fund Revenues – by Source	1-19
General Fund – Local Revenues – by Source	1-20
General Fund Expenditures – by Function	1-21
General Fund – Fund Balance Summary	1-22
School Board Funding Sources	1-23
Outside Agencies Funding	1-24 through 1-25
Capital Improvements Plan – FY2018 through FY2022	1-26 through 1-27
<u>TABS 2 – 5 – Budget Reports</u>	
Revenue Summary by Major Source – All Funds	2-1 through 2-13
Expense Summary by Department – All Funds	3-1 through 3-17
Revenue Detail – All Funds	4-1 through 4-19
Expenditure Detail – All Funds	5-1 through 5-43



## SUSSEX COUNTY 2018 ADOPTED BUDGET

<u>TABLE OF CONTENTS</u>	<u>PAGE</u>
<u>TAB 1 – Introductory Section</u>	
County Board Members and Officials	1-1
Budget Message	1-2 through 1-4
Budget Adoption & Appropriation Ordinance	1-5 through 1-9
Five-Year CIP Adoption Ordinance	1-10 through 1-11
Local Tax Levy Ordinance	1-12 through 1-13
Public Hearing Advertisement	1-14 through 1-15
Tax Rate Assessment Comparison	1-16
General Fund Revenue Comparisons	1-17
General Fund Expenditure Comparisons	1-18
General Fund Revenues – by Source	1-19
General Fund – Local Revenues – by Source	1-20
General Fund Expenditures – by Function	1-21
General Fund – Fund Balance Summary	1-22
School Board Funding Sources	1-23
Outside Agencies Funding	1-24 through 1-25
Capital Improvements Plan – FY2018 through FY2022	1-26 through 1-27
<u>TABS 2 – 5 – Budget Reports</u>	
Revenue Summary by Major Source – All Funds	2-1 through 2-13
Expense Summary by Department – All Funds	3-1 through 3-17
Revenue Detail – All Funds	4-1 through 4-19
Expenditure Detail – All Funds	5-1 through 5-43



**Tab 1**

**Introductory Section**

# Sussex County Board of Supervisors

**Susan B. Seward, Chairman**  
Blackwater District

**Keith C. Blowe, Vice Chair**  
Stony Creek District

**C. Eric Fly, Sr.**  
Courthouse District

**Alfred G. Futrell**  
Waverly District

**John A. Stringfield**  
Wakefield District

**Rufus E. Tyler**  
Henry District

Vandy V. Jones, III, Interim County Administrator  
Vacant, Deputy County Administrator  
Vacant, Finance Director  
Woodley & Flynn, PLLC, County Attorneys

## ***SUSSEX COUNTY FORM OF GOVERNMENT***

Sussex County operates under the traditional, or County Administrator, form of government (as defined under Virginia Law). The Board of Supervisors is a six-member body, elected by the voters of the Electoral District in which they live; each member serves a four-year term. The Chairman and Vice Chairman of the Board are elected annually by its members. This body enacts ordinances, appropriates funds, sets tax rates and establishes policies and generally oversees the operation of the County government. The County Administrator is appointed by and serves at the pleasure of the Board of Supervisors. The County Administrator is the Chief Administrative Officer of the County and is responsible for developing an annual budget and carrying out policies and laws which are reviewed and approved by the Board. The County Administrator directs business and administrative policies and recommends to the Board those methods, procedures and policies which will properly govern the County.



May 19, 2017

Chairman Susan B. Seward and Members of the Board of Supervisors:

I herewith transmit to you and the residents of Sussex County the adopted budget for Fiscal Year 2018 in the amount of \$35,387,667. Please note that this amount includes the anticipated State and federal intergovernmental transfers of funds to the Sussex County Public School System in the amount of \$10,343,270.

The overall adopted budget for FY18 is \$675,408 more than last year's adopted budget, reflecting a 1.95% increase above FY17.

The adopted General Fund budget is \$22,188,656. The adopted School Board budget is \$18,969,301 which includes local contributions for operations of \$7,959,170 and \$35,000 to support Information Technology salaries. The FY18 adopted capital projects' budgets total \$654,170.

## **BUDGET PRINCIPLES**

This budget attempts to comply with the specific fiscal principles that govern budgeting. In regard to the operating budget, these principles require among other things, that:

- Recurring expenses be funded only from recurring revenue sources;

- Non-recurring revenues shall not be used for normal year-to-year operating expenses because the continuation of such revenue sources is uncertain; and
- The unassigned General Fund Balance should be maintained at a minimum level of 12% of the annual requirements of the General Fund operating budget in order to provide the County sufficient working capital and a reasonable margin to adequately address emergencies and unexpected declines in revenue, without having to rely on short term borrowing.

## **REVENUE FACTORS**

The FY18 adopted budget is based on a real property tax rate of \$.58 per \$100 of assessed value. This represents no change in the adopted real estate tax rate. The FY18 General Property Tax revenue estimate is \$9,144,435, a decrease of \$512,419 (or 5.31 %) less than the current year's estimate.

## **EXPENDITURE FACTORS**

**General Operations:** The FY18 operating budget reflects incremental changes in various line items throughout the budget. The largest single expense is allocated for Education. The Sussex County School Board is requesting \$7,994,170 in local funding for FY18 based on Average Daily Membership (ADM) projections of 1,020 students. This represents level funding from the County, however, the overall School Board budget increased \$596,773 due primarily to increases from both the state and the federal government.

Personnel salaries and related benefits for employees are the second largest expense incurred by Sussex County. Currently \$7,724,329 is appropriated for personnel cost. This adopted budget includes full funding of Health Insurance premium increase. This will provide 100% funding for single coverage in the top tier plan offered. The adopted budget also includes a 2% cost-of-living (COLA) adjustment for all employees. A portion of this COLA will be recouped from the state through a 2% COLA included in the State's FY2018 adopted budget for Compensation Board reimbursed employees and state supported local employees.

**Capital Budgets:** The Adopted FY18 Capital Budget (Fund 302) includes funding to lease-purchase seven new Sheriff Patrol Vehicles (\$73,500), funding purchase four 4-wheel drive pick-up trucks (\$160,000), and funding to lease-purchase of one school bus (\$27,000). In addition, \$133,000 is included for repairs and improvements to County facilities and structures. Finally, the Adopted FY2018 CIP includes the replacement of the AS400 server that supports the County's financial system (47,670), the replacement of the Computer Aided Dispatch (CAD) system in the 911 Center (\$169,000) and the purchase of seven new voting machines (44,000). The source of funds for the capital budget is provided through a transfer of \$654,170 from the General Fund which includes \$86,556

from Unassigned Fund Balance. The Adopted FY2018 Capital Budget is year one of the five-year Capital Improvement Plan. Only year one is budgeted and appropriated. Years two through five are the plan for those years and amounts included in those years will be fine-tuned, as each of those years gets closer.

## **SUMMARY**

It is hoped that this budget reflects a reasonable and fair allocation of scarce resources in attempting to meet the County's pressing social and economic issues. Additionally, this adopted financial plan attempts to incorporate some of the Board's directives within the scope of available resources.

Respectfully submitted,  
Vandy V. Jones, III, Interim County Administrator



BOARD OF SUPERVISORS  
 COUNTY OF SUSSEX  
 SUSSEX, VIRGINIA

Ordinance

At a regular meeting of the Sussex County Board of Supervisors held in the Courthouse, Sussex, Virginia, on the 18th day of May, 2017:

---

Present	Vote
Ms. Susan B. Seward, Chairman	YES
Mr. Keith C. Blowe, Vice Chair	YES
Mr. C. Eric Fly, Sr.	YES
Mr. Alfred G. Futrell	YES
Mr. John A. Stringfield	YES
Mr. Rufus E. Tyler	YES

---

ON MOTION OF SUPERVISOR BLOWE, and seconded by SUPERVISOR FUTRELL, which carried 6:0, the following ordinance was adopted:

AN ORDINANCE TO APPROVE THE BUDGETS AND APPROPRIATE FUNDS FOR THE COUNTY OF SUSSEX AND THE SUSSEX COUNTY SCHOOL DIVISION FOR THE FISCAL YEAR BEGINNING JULY 1, 2017, AND ENDING JUNE 30, 2018

WHEREAS, the County Administrator has submitted to the Sussex County Board of Supervisors a proposed annual budget for the County for the fiscal year beginning July 1, 2017 and ending June 30, 2018, which has been reviewed by the Board of Supervisors; and

WHEREAS, the Board has duly advertised and held a public hearing on the proposed budget for the fiscal year beginning July 1, 2017 and ending June 30, 2018; and

WHEREAS, it is necessary to adopt said budget and appropriate sufficient funds to cover the requirements included therein; and

WHEREAS, the Board of Supervisors, in exercising its independent judgement and in concert with the Sussex County School Board, has considered the school's annual operating budget; and

WHEREAS, after considering availability of local funds, approval of the Sussex County School Board’s fiscal year 2018 educational budget is based upon funding from the federal government in the amount of \$2,168,587; from the state government in the amount of \$8,174,683; from the local appropriations in the amount of \$7,994,170; and other local revenues in the amount of \$631,861;

NOW, THEREFORE, BE IT ORDAINED by the Sussex County Board of Supervisors this 18th day of May, 2017, that the fiscal year 2018 annual budget of the Sussex County School Division for school operations in the amount of \$18,969,301 be, and is hereby, approved subject to and contingent upon the availability of funds as indicated in the preamble hereto.

BE IT FURTHER ORDAINED that the annual budget in the sum of \$849,782 for fiscal year 2018 be, and is hereby, approved for the operation of food service programs for purposes authorized and approved by the Sussex County School Board subject to and contingent upon the availability of funds.

BE IT STILL FURTHER ORDAINED that the fiscal year 2018 annual budget for the County of Sussex be, and is hereby, adopted as proposed on this date.

BE IT STILL FURTHER ORDAINED that the following annual appropriations for fiscal year 2018 be, and are hereby made in the General fund for the following functions:

<u>Function</u>	<u>Amount</u>
General Government	\$ 1,847,281
Judicial Administration	979,440
Fire, Rescue & Emergency Services	1,730,235
Sheriff's Operations & Jail	4,146,956
Public Works	966,521
Health & Welfare	923,524
Education	8,001,686
Parks, Recreation & Cultural	195,985
Planning & Community Development	637,977
Debt Service	1,996,881
Non-Departmental & Fund Transfers	762,170
Total General Fund	<u>\$ 22,188,656</u>

BE IT STILL FURTHER ORDAINED that the County Administrator be, and is hereby, authorized to transfer the appropriations in the General Fund Non-Departmental function to the related categories in the various General Fund functions.

BE IT STILL FURTHER ORDAINED that the \$8,001,686 appropriated above from the General Fund for Education, includes \$7,959,170 for the local contribution to the School Division for support of the School operating budget and, is appropriated as a non-categorical appropriation to be allocated among the various operating categories as the School Board deems necessary and the remaining \$35,000 is appropriated as the County's share of IT salary expenses and \$7,516 is appropriated for contributions to outside educational institutions.

BE IT STILL FURTHER ORDAINED that the annual appropriation in the sum of \$1,978,561 for fiscal year 2018 be, and is hereby, made in the Social Services Fund for the operations of the Sussex Department of Social Services.

BE IT STILL FURTHER ORDAINED that the annual appropriation of the Social Services Fund be, and is hereby, increased if and when additional federal and/or state funds or local contributions become available. The County Administrator shall advise the Board of Supervisors in writing of all such actions.

BE IT STILL FURTHER ORDAINED that the annual appropriation in the sum of \$725,000 for fiscal year 2018 be, and is hereby, made in the CSA Fund to carry out the mandates of the Comprehensive Services Act.

BE IT STILL FURTHER ORDAINED that the annual appropriation of the CSA Fund be, and is hereby, increased if and when additional federal and/or state funds or local contributions become available. The County Administrator shall advise the Board of Supervisors in writing of all such actions.

BE IT STILL FURTHER ORDAINED that the annual appropriation in the sum of \$3,750 for fiscal year 2018 be, and is hereby, made in the IPR Program Income Fund.

BE IT STILL FURTHER ORDAINED that the annual appropriation of the IPR Program Income Fund be, and is hereby, increased if and when additional federal and/or state funds or local contributions become available. The County Administrator shall advise the Board of Supervisors in writing of all such actions.

BE IT STILL FURTHER ORDAINED that the annual appropriation in the sum of \$4,375 for fiscal year 2018 be, and is hereby, made in the CDBG Housing Program Fund.

BE IT STILL FURTHER ORDAINED that the annual appropriation of the CDBG Housing Program Fund be, and is hereby, increased if and when additional federal and/or state funds or local contributions become available. The County Administrator shall advise the Board of Supervisors in writing of all such actions.

BE IT STILL FURTHER ORDAINED that the annual appropriation in the sum of \$10,000 for fiscal year 2018 be, and is hereby, made in the Drug Forfeiture Fund.

BE IT STILL FURTHER ORDAINED that the annual appropriation of the Drug Forfeiture Fund be, and is hereby, increased if and when additional federal and/or state funds or local contributions become available. The County Administrator shall advise the Board of Supervisors in writing of all such actions.

BE IT STILL FURTHER ORDAINED that the annual appropriation in the sum of \$775 for fiscal year 2018 be, and is hereby, made in the Law Library Fund.

BE IT STILL FURTHER ORDAINED that the annual appropriation of the Law Library Fund be, and is hereby, increased if and when additional federal and/or state funds or local contributions become available. The County Administrator shall advise the Board of Supervisors in writing of all such actions.

BE IT STILL FURTHER ORDAINED that the annual appropriation in the sum of \$654,170 for fiscal year 2018 be, and is hereby, made in the Capital Projects Fund.

BE IT STILL FURTHER ORDAINED that, the County Treasurer, upon receipt of a written order from the County Administrator, is authorized to advance monies between the several County funds under his custody provided, however, that the total advanced to any particular fund, plus the amount of monies disbursed from that fund, does not exceed the annual appropriation of said fund.

BE IT STILL FURTHER ORDAINED that, upon receiving notice of grant of program opportunities offered by various federal, state, local and other outside organizations, the County Administrator or his designee be, and is hereby designated as the agent to execute the necessary grant or program application and other documentation, unless the terms of the grant or program require specific actions by the Board, to give such assurances as may be required by the agreement subject to approval as to form by the County Attorney and to provide such additional information as may be required by the awarding organization. In addition, the funding awarded, not to exceed \$50,000, shall be, and is hereby, appropriated to the applicable functional area.

BE IT STILL FURTHER ORDAINED that interest earned on grant and program awards received from federal, state, local and other outside organizations be, and is hereby, appropriated to the appropriate functional area to be expended in accordance with the guidelines as established by the organizations.

BE IT STILL FURTHER ORDAINED that additional funds received for various County programs, including contributions and donations, be, and are hereby, appropriated for the purposes established by each program.

BE IT STILL FURTHER ORDAINED that funds received from the Federal Emergency Management Agency (FEMA) for reimbursements for expenses incurred as a result of unusual or infrequent events not to exceed \$50,000 per incident be, and are hereby, appropriated under this program for the appropriate functional area.

BE IT STILL FURTHER ORDAINED that funds received through insurance claims for damages incurred to County property as a result of unusual or infrequent events not to exceed \$50,000 per incident be, and are hereby, appropriated under this program to the appropriate functional area.

BE IT STILL FURTHER ORDAINED that upon receipt of written notification from the State Compensation Board of additional funds for the Constitutional Officers (Commonwealth's Attorney, Sheriff, Clerk of Court, Treasurer and Commissioner of the Revenue) be, and are hereby, appropriated in the General fund to be expended in accordance with guidelines as established by the state government.

BE IT STILL FURTHER ORDAINED that the monies be, and are hereby, appropriated for fiscal year 2018 in the various funds for the purpose of liquidating encumbered purchase transactions and for continuing capital and special projects as of June 30, 2017 not to exceed the applicable fund balance/net assets/net position as recorded in the County's audited accounting records. The County Administrator shall advise the Board of Supervisors in writing of all such actions.

BE IT STILL FURTHER ORDAINED that the County Administrator be, and is hereby, authorized to transfer funds within and between appropriation functions. These transfers may be made to allow the disbursement of funds for unanticipated costs incurred in daily County operations.

BOARD OF SUPERVISORS  
COUNTY OF SUSSEX  
SUSSEX, VIRGINIA

Ordinance

At a regular meeting of the Sussex County Board of Supervisors held in the Courthouse, Sussex, Virginia, on the 18<sup>th</sup> day of May, 2017:

---

<u>Present</u>	<u>Vote</u>
Ms. Susan B. Seward, Chairman	YES
Mr. Keith C. Blowe, Vice Chair	YES
Mr. C. Eric Fly, Sr.	YES
Mr. Alfred G. Futrell	YES
Mr. John A. Stringfield	YES
Mr. Rufus E. Tyler	YES

---

ON MOTION OF SUPERVISOR BLOWE, seconded by SUPERVISOR FUTRELL which carried 6:0, the following ordinance was adopted:

AN ORDINANCE TO ADOPT THE FISCAL YEAR 2018 – 2022 CAPITAL IMPROVEMENTS PROGRAM AS A LONG-RANGE PLANNING DOCUMENT

WHEREAS, in consideration of materials received from the departments and agencies of the County and direction from the Board of Supervisors, the County Administrator has developed a Proposed Fiscal Year 2018 – 2022 Capital Improvements Program; and

WHEREAS, the Capital Improvements Program serves as a long-range planning document subject each year to review and approval of funding by the Board of Supervisors; and

WHEREAS, such a review has been completed for the fiscal year 2018 – 2022 Capital Improvements Program;

NOW, THEREFORE, BE IT ORDAINED by the Sussex County Board of Supervisors this 18th day of May, 2017, that the County Administrator's proposed Fiscal Year 2018 – 2022 Capital Improvements Program be, and is hereby, adopted.

BOARD OF SUPERVISORS  
COUNTY OF SUSSEX  
SUSSEX, VIRGINIA

Ordinance

At a regular meeting of the Sussex County Board of Supervisors held in the Courthouse, Sussex, Virginia, on the 18<sup>th</sup> day of May, 2017:

---

<u>Present</u>	<u>Vote</u>
Ms. Susan B. Seward, Chairman	YES
Mr. Keith C. Blowe, Vice Chair	YES
Mr. C. Eric Fly, Sr.	YES
Mr. Alfred G. Futrell	YES
Mr. John A. Stringfield	YES
Mr. Rufus E. Tyler	YES

---

ON MOTION OF SUPERVISOR BLOWE, seconded by SUPERVISOR STRINGFIELD which carried 6:0, the following ordinance was adopted:

AN ORDINANCE TO IMPOSE TAX LEVIES UPON TANGIBLE PERSONAL PROPERTY, UPON MACHINERY AND TOOLS, UPON MERCHANT'S CAPITAL, UPON FIRE & RESCUE, UPON MOBILE HOMES, AND UPON REAL ESTATE FOR THE CALENDAR YEAR 2017

WHEREAS, it is necessary for the Board of Supervisors to establish real estate and personal property tax levies for the County of Sussex for calendar year beginning January 1, 2017 and ending December 31, 2017; and

WHEREAS, the Board has duly advertised and held a public hearing on the subject of tax levies;



NOW, THEREFORE, BE IT ORDAINED by the Sussex County Board of Supervisors this 18th day of May, 2017, that the following County tax levies be, and they hereby are, imposed for the calendar year 2017:

<u>Class of Property</u>	<u>Rate Per \$100 of Assessed Valuation</u>
Real Estate (including Public Service Corporations)	\$0.58
Mobile Homes	\$0.58
Machinery & Tools	\$2.43
Merchant's Capital	\$1.00
Fire & Rescue	\$2.43
Tangible Personal Property (including Public Service Corporations)	\$4.85



The County of Sussex  
 Notice of Public Hearings on Fiscal Year 2018 Proposed County Budget  
 & the Calendar Year 2017 Proposed Tax Rates

The County Administration's recommended FY 2017 budget is published for information and fiscal planning purposes only. Included budget items do not constitute a commitment or obligation to appropriate funds for that item or purpose by the Board of Supervisors. The budget is presented on the basis of the estimates and requests submitted to the Administrator by Constitutional Officers, Outside Agencies, the Director of Social Services, School Superintendent and County Departments. There is no designation or allocation of any Sussex County funds until there has first been an appropriation for that purpose by the Board of Supervisors. The budget is for informative and fiscal planning purposes and will not be approved, adopted, or ratified by the Board of Supervisors at the April 20, 2017 public hearings at 8:00PM. FY 2017 budget copies are available for review in the County Administrator's Office.

	Calendar Year 2016	Calendar Year 2017	
Public Service	R.E. \$0.58/\$100 P.P. \$4.85/\$100	R.E. \$0.58/\$100 P.P. \$4.85/\$100	
Real Estate	\$0.58/\$100	\$0.58/\$100	
Mobile Homes	\$0.58/100	\$0.58/100	
Machinery & Tools	\$2.43/\$100	\$2.43/\$100	
Merchants Capital	\$1.00/\$100	\$1.00/\$100	
Fire & Rescue	\$2.43/\$100	\$2.43/\$100	
Personal Property	\$4.85/\$100	\$4.85/\$100	

Pursuant to Va. Code Section 58.1-3523 et seq.:  
Includes 48% PPTRA tax relief \$1,093,152 for Fiscal Year Ending 2018

**REVENUE SUMMARY**

	<u>FY2017</u>	<u>FY2018</u>	<u>Difference</u>
<b>LOCAL</b>			
General property taxes, Penalty & Int.	9,656,854	9,144,435	(512,419)
Other local Taxes	1,211,425	1,255,668	44,243
Permits, Privilege Fees, Reg. Licenses	4,890,560	5,384,560	494,000
Fines and Forfeitures	795,600	871,500	75,900
Misc. Revenue & Recovered Costs	334,438	450,946	116,508
Charges for Services	236,265	233,565	(2,700)
Use of Money & Property	89,000	116,075	27,075
<b>TOTAL LOCAL REVENUES</b>	<b>17,214,142</b>	<b>17,456,749</b>	<b>242,607</b>
<b>INTERGOVERNMENTAL</b>			
<b>County</b>			
Commonwealth of Virginia & Federal Govt.	6,308,451	6,119,718	(188,733)
Grants VHDA Housing & Tobacco Com	290,000	-	(290,000)
<b>School Board</b>			
Commonwealth of Virginia	7,786,171	8,171,766	385,595
Federal Government	2,144,212	2,168,587	24,375
<b>TOTAL INTERGOVERNMENTAL</b>	<b>16,528,834</b>	<b>16,460,071</b>	<b>(68,763)</b>
<b>OTHER REVENUES AND OTHER SOURCES</b>			
Law Library Fees	-	750	750
School Funds	447,975	434,713	(13,262)
Other Sources	3,308	10,000	6,692
Designated Funds	483,000	485,170	2,170
<b>TOTAL OTHER REVENUES</b>	<b>934,283</b>	<b>930,633</b>	<b>(3,650)</b>
<b>TOTAL FISCAL YEAR REVENUES</b>	<b>34,677,259</b>	<b>34,847,453</b>	<b>170,194</b>

**EXPENDITURE SUMMARY**

	<u>FY2017</u>	<u>FY2018</u>	<u>Difference</u>
Legislative	136,582	141,906	5,324
Administrative	651,634	774,081	122,447
Legal	75,000	75,000	-
Financial	649,589	664,583	14,994
Board of Election	161,697	176,009	14,312
Judicial Administration	921,935	957,064	35,129
Fire, Rescue & Emergency Operations	1,393,895	1,727,067	333,172
Sheriff's Operations & Jail	4,153,708	4,037,067	(116,641)
Public Works	1,008,122	967,017	(41,105)
Health & Human Services	3,224,005	3,068,352	(155,653)
Public Education	18,377,528	18,776,752	399,224
Libraries, Recreation, & Culture	185,985	185,985	-
Planning & Community Development	622,565	684,464	61,899
Debt Services	2,048,710	1,996,881	(51,829)
Non-Departmental & Contingency	293,304	111,155	(182,149)
Capital Improvements	193,000	485,170	292,170
Non-General Funds - Other	580,000	18,900	(561,100)
<b>TOTAL DEPARTMENT EXPENDITURES</b>	<b>34,677,259</b>	<b>34,847,453</b>	<b>170,194</b>

**Capital Improvement Plan (CIP) Budget FY2018**

<u>Projects in Fund 302</u>	<u>Allocating</u>
Vehicles	260,500
Repairs to County Buildings & Facilities	133,000
Voting Machines & AS400 Server	<u>91,670</u>
<b>Total Fund 302</b>	<b><u>485,170</u></b>

**ESTIMATED BEGINNING AND ENDING FUND BALANCES**

	<u>6/30/2017</u>	<u>6/30/2018</u>	<u>Difference</u>
Unassigned General Fund Balance	\$ 4,078,156	\$ 3,592,986	(485,170)

BY ORDER OF THE SUSSEX COUNTY BOARD OF SUPERVISORS

Vandy V. Jones, Interim County Administrator

**SUSSEX COUNTY**  
**Real Estate Taxes**  
**Tax Years 2005 - 2017**

<b><u>Tax Year</u></b>	<b><u>Real Estate Assessment</u></b>	<b><u>Real Estate Tax Rate</u></b>	<b><u>Real Estate Tax Levy</u></b>
2017	\$ 999,902,931	0.58	\$ 5,799,437
2016	978,148,147	0.58	5,672,989
2015	870,297,675	0.54	4,699,607
2014	875,238,500	0.54	4,726,288
2013	875,389,900	0.54	4,727,105
2012	779,605,900	0.54	4,209,872
2011	790,662,300	0.54	4,269,576
2010	794,375,000	0.54	4,289,625
2009	783,848,800	0.54	4,232,784
2008	763,631,500	0.48	3,665,683
2007	759,517,200	0.48	3,645,683
2006	452,285,900	0.65	2,939,858
2005	449,560,100	0.65	2,922,141

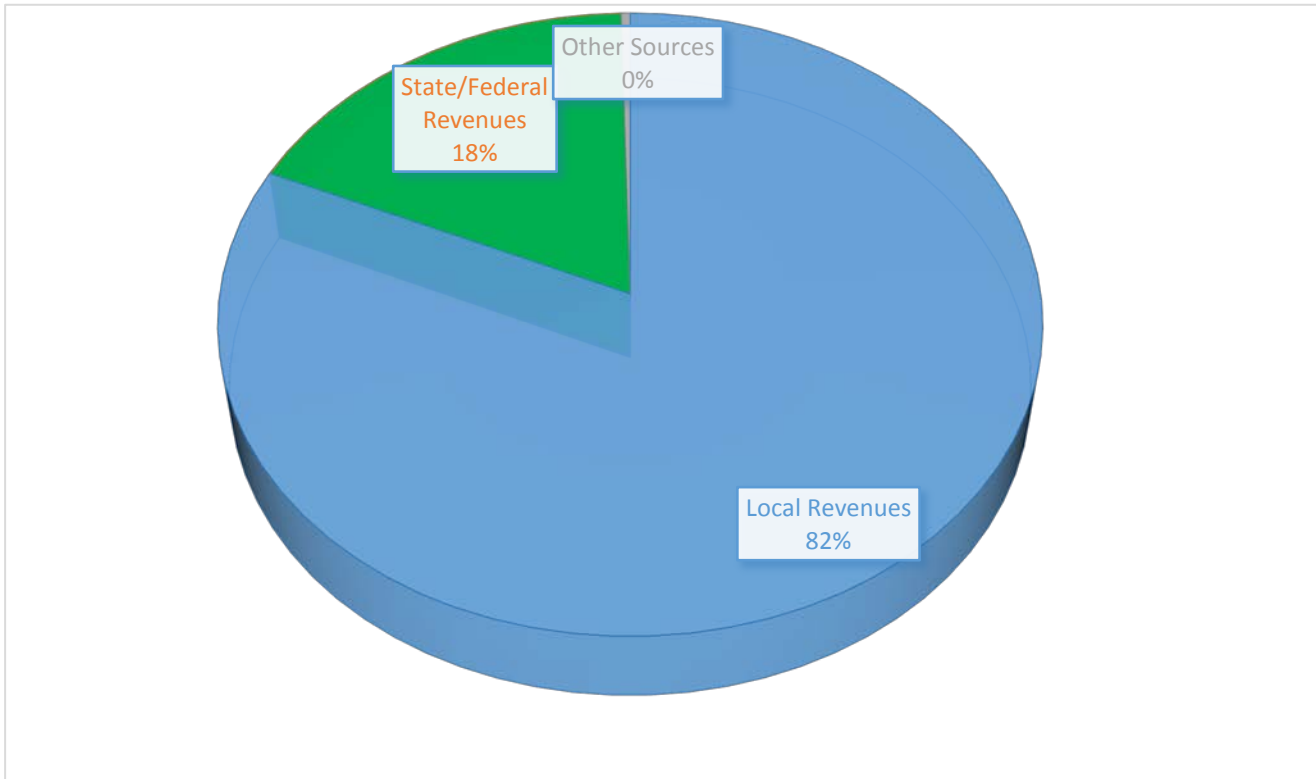
**SUSSEX COUNTY**  
**General Fund Revenue Comparisons**  
**For Fiscal Years 2015 - 2018**

SOURCES OF REVENUE	2015 Actual		2016 Actual		2017 Budget		2018 Adopted	
	Amount	Percent	Amount	Percent	Amount	Percent	Amount	Percent
Property Tax	\$9,519,825	44.5%	\$8,973,765	44.2%	\$9,656,854	44.6%	\$ 9,760,574	44.0%
Local Tax	1,163,496	5.4%	1,288,235	6.3%	1,211,425	5.6%	1,311,451	5.9%
Licenses and Permits	5,291,673	24.7%	4,710,745	23.2%	4,890,560	22.6%	5,384,560	24.3%
Fines & Forfeitures	765,920	3.6%	761,045	3.7%	795,600	3.7%	871,500	3.9%
Recovered Cost	415,016	1.9%	272,988	1.3%	264,938	1.2%	357,871	1.6%
Intergovernmental	3,773,502	17.6%	3,663,160	18.0%	3,975,108	18.3%	3,981,579	17.9%
Charges for Services	191,434	0.9%	208,791	1.0%	236,265	1.1%	233,565	1.1%
Other Revenue	281,211	1.3%	417,214	2.1%	644,808	3.0%	287,556	1.3%
<b>TOTAL REVENUE</b>	<b>\$21,402,077</b>	<b>100.0%</b>	<b>\$20,295,943</b>	<b>100.0%</b>	<b>\$21,675,558</b>	<b>100.0%</b>	<b>\$ 22,188,656</b>	<b>100.0%</b>

**SUSSEX COUNTY**  
**General Fund Expenditure Comparisons**  
**For Fiscal Years 2015 - 2018**

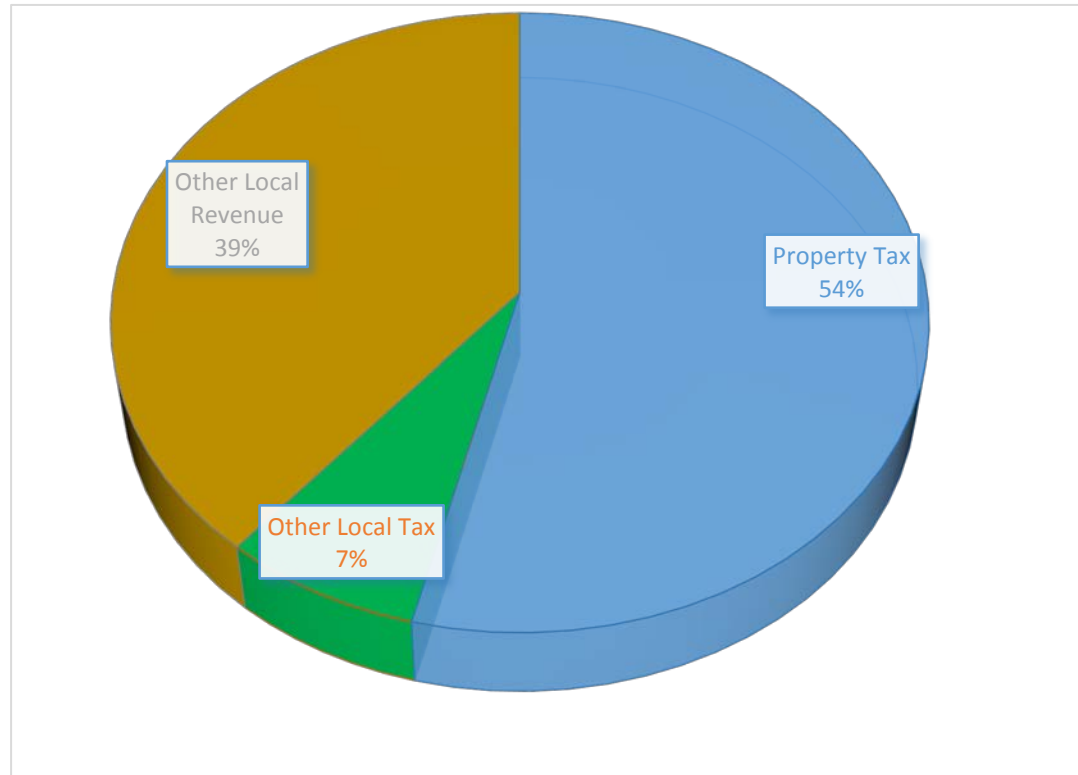
FUNCTION	2015 Actual		2016 Actual		2017 Budget		2018 Adopted	
	Amount	Percent	Amount	Percent	Amount	Percent	Amount	Percent
General Government	\$1,520,965	6.5%	\$1,626,774	8.1%	\$1,674,502	7.7%	\$ 1,847,281	8.3%
Judicial Administration	872,272	3.7%	947,390	4.7%	921,935	4.3%	979,440	4.4%
Fire, Rescue & Emergency Services	1,275,105	5.5%	1,268,018	6.3%	1,393,895	6.4%	1,730,235	7.8%
Sheriff's Operations & Jail	4,079,484	17.5%	4,024,310	20.1%	4,153,708	19.2%	4,146,956	18.7%
Public Works	927,941	4.0%	858,951	4.3%	1,008,122	4.7%	963,353	4.3%
Health & Welfare	895,312	3.8%	397,731	2.0%	890,662	4.1%	923,524	4.2%
Education	8,061,188	34.6%	7,952,062	39.8%	7,999,170	36.9%	8,001,686	36.1%
Parks, Recreation & Cultural	197,983	0.9%	199,567	1.0%	185,985	0.9%	195,985	0.9%
Planning & Community Development	615,305	2.6%	602,564	3.0%	622,565	2.9%	637,977	2.9%
Debt Service	2,118,943	9.1%	2,100,484	10.5%	2,048,710	9.5%	1,996,881	9.0%
Non-Departmental	288,747	1.2%	0	0.0%	293,304	1.4%	111,168	0.5%
Transfers to Other Funds	2,423,240	10.4%	0	0.0%	483,000	2.2%	654,170	2.9%
<b>TOTAL EXPENDITURES</b>	<b>\$23,276,485</b>	<b>100.0%</b>	<b>\$19,977,851</b>	<b>100.0%</b>	<b>\$21,675,558</b>	<b>100.0%</b>	<b>\$ 22,188,656</b>	<b>100.0%</b>

**COUNTY OF SUSSEX  
GENERAL FUND REVENUES - BY SOURCE  
FISCAL YEAR ENDING JUNE 30, 2018**



<u>Source</u>	<u>FY2017 Adopted</u>	<u>FY2018 Adopted</u>	<u>Dollar Change</u>
Local Revenues	\$ 17,214,142	\$ 18,120,521	\$ 906,379
State/Federal Revenues	3,975,108	3,981,579	6,471
Other Sources	486,308	86,556	(399,752)
	<u>\$ 21,675,558</u>	<u>\$ 22,188,656</u>	<u>\$ 513,098</u>

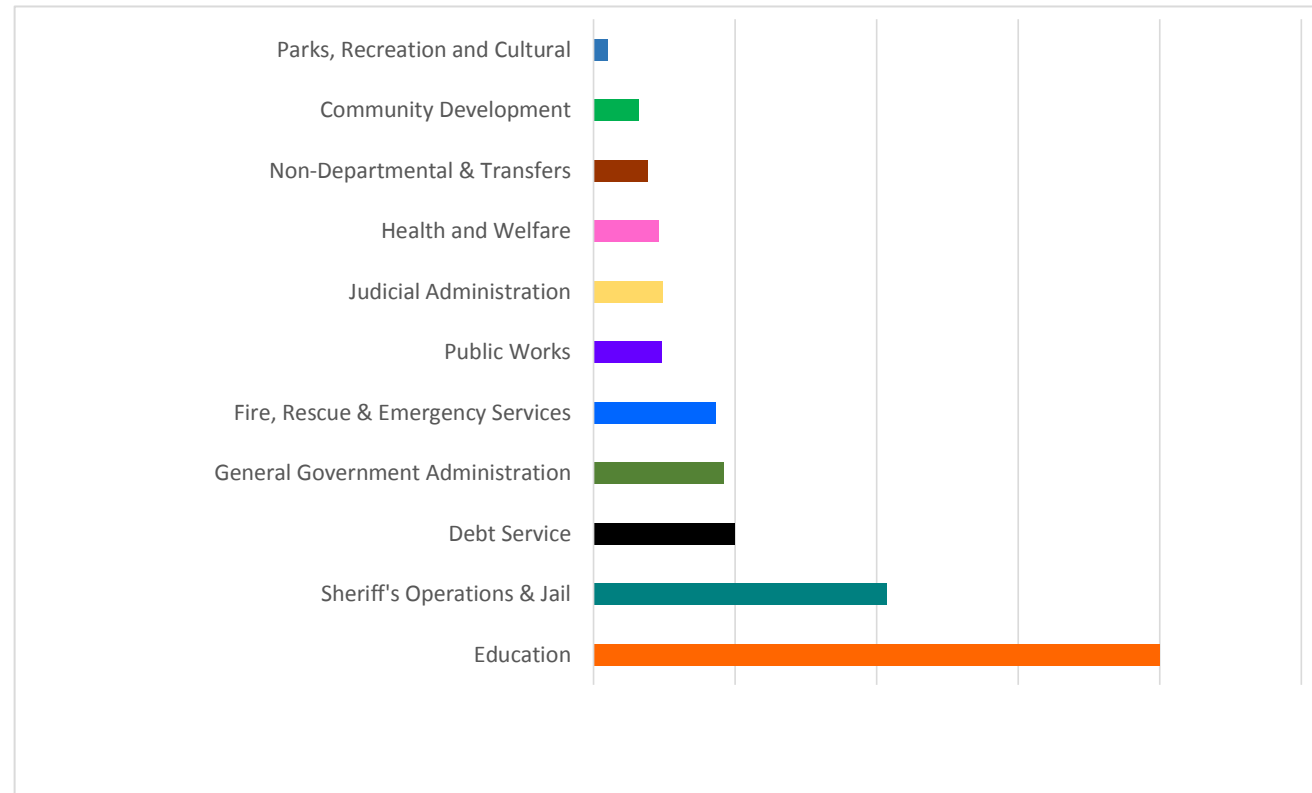
**COUNTY OF SUSSEX  
GENERAL FUND LOCAL REVENUES - BY SOURCE  
FISCAL YEAR ENDING JUNE 30, 2018**



<u>Source</u>	<u>FY2017 Adopted</u>	<u>FY2018 Adopted</u>	<u>Dollar Change</u>
Property Tax	\$ 9,656,854	\$ 9,760,574	\$ 103,720
Other Local Tax	1,211,425	1,311,451	100,026
Other Local Revenue	6,345,863	7,048,496	702,633
	<u>\$ 17,214,142</u>	<u>\$ 18,120,521</u>	<u>\$ 906,379</u>



**COUNTY OF SUSSEX  
GENERAL FUND EXPENDITURES - BY FUNCTION  
FISCAL YEAR ENDING JUNE 30, 2018**



<u>Function</u>	<u>FY2017 Adopted</u>	<u>FY2018 Adopted</u>	<u>Dollar Change</u>
Education	\$ 7,999,170	\$ 8,001,686	\$ 2,516
Sheriff's Operations & Jail	\$ 4,153,708	\$ 4,146,956	\$ (6,752)
Debt Service	\$ 2,048,710	\$ 1,996,881	\$ (51,829)
General Government Administration	\$ 1,674,502	\$ 1,847,281	\$ 172,779
Fire, Rescue & Emergency Services	\$ 1,393,895	\$ 1,730,235	\$ 336,340
Public Works	\$ 1,008,122	\$ 963,353	\$ (44,769)
Judicial Administration	\$ 921,935	\$ 979,440	\$ 57,505
Health and Welfare	\$ 890,662	\$ 923,524	\$ 32,862
Non-Departmental & Transfers	\$ 776,304	\$ 765,338	\$ (10,966)
Community Development	\$ 622,565	\$ 637,977	\$ 15,412
Parks, Recreation and Cultural	\$ 185,985	\$ 195,985	\$ 10,000
	<u>\$ 21,675,558</u>	<u>\$ 22,188,656</u>	<u>\$ 513,098</u>

**GENERAL FUND  
FUND 100  
FUND BALANCE SUMMARY FISCAL YEARS 2017-2018**

	General Fund - Unassigned	Fund 135 - Reserve Fund
Beginning Fund Balance 7/1/2016 - Per Audit	\$ 5,948,856	\$ 4,500,148
Projected FY2017 Revenues		
Local	17,214,142	-
Intergovernmental	3,975,108	-
Other Funding Sources	<u>3,308</u>	<u>700,000</u>
Total	21,192,558	700,000
Projected FY2018 Expenditures	21,675,558	-
Additional use of Fund Balance Approved by	<u>1,387,700</u>	<u>-</u>
Net Change	<u>(1,870,700)</u>	<u>700,000</u>
Projected Fund Balance 6/30/2017	4,078,156	5,200,148
Projected FY2018 Revenues		
Local	18,120,521	-
Intergovernmental	3,981,579	-
Other Funding Sources	<u>-</u>	<u>-</u>
Total	22,102,100	-
Projected FY2018 Expenditures	<u>22,188,656</u>	<u>-</u>
Planned use of Unassigned FB for Capital Projects (Fund 302)	<u>(86,556)</u>	<u>-</u>
Projected Fund Balance 6/30/2018	<u>\$ 3,991,600</u>	<u>\$ 5,200,148</u>
12% of Actual General Fund Revenue from 6/30/2016	\$ 2,738,763	
Approximately 12 months' equivalent budgeted for Tipping Fees		\$ 5,075,000

# SUSSEX COUNTY PUBLIC SCHOOLS

## ADOPTED FISCAL YEAR 2018 BUDGET

	<b>FY2017 Adopted Budget</b>	<b>FY2018 Adopted Budget</b>
	<u>                    </u>	<u>                    </u>
<b>REQUIREMENTS:</b>		
School Board Approved Operating Budget	\$ 18,337,528	\$ 18,934,301
Shared Expense - IT Services - County's Share	<u>35,000</u>	<u>35,000</u>
<b>Total</b>	<b><u>\$ 18,372,528</u></b>	<b><u>\$ 18,969,301</u></b>
<b>RESOURCES:</b>		
State & Federal Aid	\$ 9,930,383	\$ 10,343,270
Other Revenue	447,975	631,861
Local Contribution	<u>7,994,170</u>	<u>7,994,170</u>
<b>Total</b>	<b><u>\$ 18,372,528</u></b>	<b><u>\$ 18,969,301</u></b>
Projected Enrollment:	1,000	1,020
PerPupil Cost	<b>\$ 18,373</b>	<b>\$ 18,597</b>

**SUSSEX COUNTY**

**Outside Agency Requests**

	<b>Adopted Budget FY 2017</b>		<b>Agency Request FY 2018</b>		<b>Adopted Budget FY 2018</b>
<b>81100 Health</b>					
801 Crater Health District	\$ 176,489	\$	198,317	\$	198,317
803 Old Dominion Emerg. Medical Serv.	982		-		982
805 District 19 Community Service	64,499		69,719		64,499
	<hr/> 241,970		<hr/> 268,036		<hr/> 263,798
<b>81300 Community Support Services</b>					
811 Crater Area Aging	7,060		10,000		7,060
814 The Improvement Association	64,000		64,000		64,000
816 Red Cross	2,000		3,000		2,000
820 Virginia Legal Aid Society	-		1,135		1,135
822 VA Cooperative Extention	70,768		70,768		70,768
823 Chowan Basin Soil & Water Conservation	3,355		3,701		3,701
824 South Centre Conservation & Dev. Faith Based Coalition	2,000 -		- 15,000		- 5,000
829 Chowan Basin Project/City of Franklin	7,200		7,480		7,480
	<hr/> 156,383		<hr/> 175,084		<hr/> 161,144
<b>81400 Library/Cultural</b>					
825 Wakefield Foundation	10,000		15,000		11,500
826 Blackwater Regional Library	154,985		141,079		154,985
827 Miles B. Carpenter Museum	5,000		10,500		3,500
	<hr/> 169,985		<hr/> 166,579		<hr/> 169,985
<b>81500 Educational</b>					
831 John Tyler Community College	1,000		1,016		1,016
832 Virginia State Univerisity Richard Bland College Foundation	- 0		- 1,500		1,000 1,500
833 Southside Virgina Education Center	4,000		6,429		4,000

**SUSSEX COUNTY**

**Outside Agency Requests**

	<b>Adopted Budget FY 2017</b>	<b>Agency Request FY 2018</b>	<b>Adopted Budget FY 2018</b>
	5,000	8,945	7,516
<b>81600 Recreational</b>			
840 Sussex Youth & Adult Recreation	6,000	10,000	6,000
843 Eastern Senior Citizens	10,000	-	10,000
Airfield 4-H Center	-	10,000	10,000
847 Unallocated Account	-	-	-
	<u>16,000</u>	<u>20,000</u>	<u>26,000</u>
<b>81800 Economic Development</b>			
860 Crater Planning District Commission	9,790	9,790	9,790
861 IDA	500	-	-
862 Virginia's Gateway Region	27,050	37,050	32,050
863 Crater Youth Care Commission (CYCC)	103,100	133,546	114,743
869 Crater SBDC	3,000	3,000	3,000
	<u>143,440</u>	<u>183,386</u>	<u>159,583</u>
	<u>\$ 732,778</u>	<u>\$ 822,030</u>	<u>\$ 788,026</u>

Five year Capital Improvements Program								
2018 - 2022								
	Fiscal Year 2018							
	County Admin.							
<u>New Projects/Purchases</u>	Dept. Request	Proposal	Adopted		FY2019	FY2020	FY2021	FY2022
<b><u>Buildings &amp; Grounds</u></b>								
4wd Truck	40,000	40,000	40,000		-	-	-	-
Judicial Complex HVAC Phase I	25,000	25,000	25,000		-	-	-	-
Judicial Complex HVAC Phase II	-	-	-		50,000	-	-	-
Carpet Replacement - General Dist. Court	13,000	13,000	13,000		-	-	-	-
Water Tower Repairs	75,000	75,000	75,000		-	-	-	-
County Administration Building - Phase I	-	-	-		-	-	-	-
County Administration Building - Phase II	-	-	-		-	-	-	-
<b><u>Building Official/Inspections</u></b>								
4wd Truck	40,000	40,000	40,000		-	-	-	-
<b><u>Animal Control</u></b>								
Shelter Improvements	20,000	20,000	20,000		-	-	-	-
4wd Truck	40,000	40,000	40,000		-	-	-	-
<b><u>Environmental Inspections</u></b>								
4wd Truck	40,000	40,000	40,000		-	40,000	-	-
<b><u>Registrar</u></b>								
New Voting Machines	44,000	44,000	44,000		35,200	35,200	-	-
<b><u>Treasurer</u></b>								
Replace AS400 Server	47,670	47,670	47,670		-	-	-	-
<b><u>Sheriff</u></b>								
Replace Computer Aided Dispatch System	169,000	169,000	169,000		-	-	-	-
Patrol Vehicles (7)-lease purchase	73,500	73,500	73,500		73,500	73,500	-	-
<b><u>Fire &amp; Rescue</u></b>								
Fire Truck Replacement	-	-	-		-	-	-	-
Medic Unit Replacement	-	-	-		-	-	-	-
<b><u>School Division Capital</u></b>								
School Bus Replacement - 3 year lease	27,000	27,000	27,000		27,000	27,000	27,000	27,000
<b>Total</b>	<b>654,170</b>	<b>654,170</b>	<b>654,170</b>		<b>185,700</b>	<b>175,700</b>	<b>27,000</b>	<b>27,000</b>
<b><u>Source of funds - for New Projects/Purchases</u></b>								
Transfer from GF - Unassigned FB	654,170	654,170	654,170		TBD	TBD	TBD	TBD

Summary of Ongoing Projects (appropriated in prior years) available on next page.

Summary of Ongoing Projects (appropriated in prior years)							
Ongoing Projects	Total Project Funding	Date Approved	Total Project Expenditures as of 3/31/2017	Fiscal Year	Estimated Funding Needed for Completion	Estimated Project Completion Date	
<b>FUND 302 - County Capital</b>							
Radio Communication System-Orig. Appn.	2,000,000	FY15 Adopted Budget	842,461	FY2015			
Additional Appropriation	2,400,000	R-15-023 (3/19/15)	2,392,968	FY2016			
Add'l. Appn. - Tower Construction	200,000	R-16-172 (8/18/16)	649,617	FY2017			
Total funds appropriated	4,600,000						
Received - Reimb. From Waverly	40,140	To be appropriated					
Received - Grant for Console	75,356	To be appropriated					
Total funds available	4,715,496						
Project Expenditures			3,885,046		830,450	FY2018, Qtr. 2	
Clerk's Breezeway	150,000	R-15-168 (9/17/15)	38,632	FY2017	59,327 <sup>1</sup>	FY2017, Qtr. 4	
Replacement Windows (Treasurer & COR)	100,000	R-15-168 (9/17/15)	1,645	FY2017	98,355	FY2018, Qtr. 2	
<b>FUND 305 - MEGA Site</b>							
Tobacco Commission & Match (90/10)	7,550,707	FY13 Adopted Budget	3,506,990	FY2014			
Tobacco Commission & Match (90/10)	1,755,884	FY14 Adopted Budget	2,289,734	FY2015			
Tobacco Commission & Match (90/10)	1,597,978	FY15 Adopted Budget	299,124	FY2016			
Total funds appropriated	10,904,569		426,578	FY2017			
Project Expenditures			6,522,426		TBD	TBD	
<b>FUND 306 - Cabin Point Road</b>							
Tobacco Commission & Match (90/10)	65,363	FY15 Adopted Budget <sup>2</sup>	4,513	FY2014			
Tobacco Commission & Match (50/50)	580,000	FY17 Adopted Budget	71,167	FY2015			
Total funds appropriated	645,363		2,607	FY2016			
			11,769	FY2017			
Project Expenditures			90,056		TBD	TBD	
<b>Note 1 - Contract less than amount budgeted (\$97,959)</b>							
<b>Note 2 - Grant closed, project expenditures less than total amount available (\$553,000).</b>							



## **Tab 2**

# **Revenue - By Source – All Funds**



## SUSSEX COUNTY

## FUND #-100 REVENUE - GENERAL FUND

## - B U D G E T -

## R E V E N U E

	Actual 2013/2014 -----	Actual 2014/2015 -----	Actual 2015/2016 -----	Adopted Budget 2016/2017 -----	Adopted Budget 2017/2018 -----
11000					
11010					
11020					
11030					
11031					
11032					
11040					
11050					
11060					
TOTAL - GENERAL PROPERTY TAXES	<u>(8,800,257)</u>	<u>(9,519,825)</u>	<u>(8,973,765)</u>	<u>(9,656,854)</u>	<u>(9,760,574)</u>
12000					
12010					
12020					
12030					
12040					
12050					
12060					
TOTAL - OTHER LOCAL TAXES	<u>(1,091,374)</u>	<u>(1,163,496)</u>	<u>(1,288,235)</u>	<u>(1,211,425)</u>	<u>(1,311,451)</u>
13000					
13010					
13030					
TOTAL - PERMITS, FEES, AND LICENSES	<u>(5,036,753)</u>	<u>(5,291,673)</u>	<u>(4,710,745)</u>	<u>(4,890,560)</u>	<u>(5,384,560)</u>

## SUSSEX COUNTY

14010	FINES AND FORFEITURES	(636,903)	(765,920)	(761,045)	(795,600)	(871,500)
TOTAL - FINES AND FORFEITURES		<u>(636,903)</u>	<u>(765,920)</u>	<u>(761,045)</u>	<u>(795,600)</u>	<u>(871,500)</u>
15000	REVENUE FROM USE OF MONEY/PROPERTY					
15010	REVENUE FROM USE OF MONEY	(14,269)	(12,535)	(25,774)	(13,000)	(15,000)
15020	REVENUE FROM USE OF PROPERTY	(72,122)	(71,701)	(80,052)	(76,000)	(101,000)
TOTAL - REVENUE FROM USE OF MONEY/PROPERTY		<u>(86,391)</u>	<u>(84,236)</u>	<u>(105,826)</u>	<u>(89,000)</u>	<u>(116,000)</u>
16000	CHARGES FOR SERVICES					
16010	COURT COSTS	(173,536)	(157,162)	(172,888)	(201,215)	(198,515)
16020	COMMONWEALTH'S ATTORNEY FEES	(1,593)	(1,542)	(1,786)	(1,650)	(1,650)
16050	CHARGES FOR CORRECTION/DETENTION	(34,155)	(2,962)	(3,753)	(3,800)	(3,800)
16060	CHARGES FOR OTHER PROTECTION	(1,538)	(1,636)	(3,359)	(1,600)	(1,600)
16160	CHARGES FOR COMMUNITY DEV.	(37,459)	(24,747)	(24,408)	(25,000)	(25,000)
16210	CHGS. FOR CR. & DEBIT CARD USE	(3,011)	(3,385)	(2,597)	(3,000)	(3,000)
TOTAL - CHARGES FOR SERVICES		<u>(251,292)</u>	<u>(191,434)</u>	<u>(208,791)</u>	<u>(236,265)</u>	<u>(233,565)</u>
18000	MISCELLANEOUS REVENUE					
18030	EXPENDITURE REFUNDS	(53,462)	(40,981)	(311,388)	(50,000)	(50,000)
18990	MISCELLANEOUS - OTHER	(98,907)	(155,994)	-	(19,500)	(35,000)
TOTAL - MISCELLANEOUS REVENUE		<u>(152,369)</u>	<u>(196,975)</u>	<u>(311,388)</u>	<u>(69,500)</u>	<u>(85,000)</u>
19000	RECOVERED COSTS					
19010	RECOVERED COSTS - WOOD FUEL	-	(79,786)	(1,849)	(93,438)	(93,438)
19020	RECOVERED COSTS - OTHER	(138,117)	(335,230)	(271,139)	(171,500)	(264,433)
TOTAL - RECOVERED COSTS		<u>(138,117)</u>	<u>(415,016)</u>	<u>(272,988)</u>	<u>(264,938)</u>	<u>(357,871)</u>
TOTAL REVENUE FROM LOCAL SOURCES		<u>(16,193,456)</u>	<u>(17,628,575)</u>	<u>(16,632,783)</u>	<u>(17,214,142)</u>	<u>(18,120,521)</u>
20000	REVENUE FROM THE COMMONWEALTH					
21000	PAYMENT IN LIEU OF TAXES	(18,020)	(24,789)	(46,242)	(25,000)	(45,000)
22000	NON-CATEGORICAL AID - STATE					
TOTAL - NON-CATEGORICAL AID - STATE		<u>(434,188)</u>	<u>(407,075)</u>	<u>(377,374)</u>	<u>(446,653)</u>	<u>(402,046)</u>

## SUSSEX COUNTY

23000	STATE SHARED EXPENSES - CATEGORICAL					
23010	COMMONWEALTH'S ATTORNEY	(229,958)	(230,420)	(240,112)	(243,094)	(242,261)
23020	SHERIFF SHARED EXPENSES	(1,277,013)	(1,288,134)	(1,308,684)	(1,317,850)	(1,337,521)
23030	COMMISSIONER OF REVENUE	(72,784)	(73,035)	(74,425)	(75,502)	(75,065)
23040	TREASURER SHARED EXPENSES	(83,985)	(83,733)	(85,576)	(86,858)	(86,790)
23060	REGISTRAR/ELECTORAL BD SHARED	(36,640)	(36,271)	(48,290)	(38,000)	(38,633)
23070	CLERK OF COURT SHARED EXPENSES	(198,748)	(198,524)	(206,749)	(191,909)	(192,186)
23080	JAIL SHARED EXPENSES	(97,256)	(90,239)	(107,800)	(100,000)	(100,000)
TOTAL - STATE SHARED EXPENSES - CATEGORICAL		<u>(1,996,384)</u>	<u>(2,000,356)</u>	<u>(2,071,636)</u>	<u>(2,053,213)</u>	<u>(2,072,456)</u>
24040	OTHER CATEGORICAL AID - STATE	(1,731,967)	(1,341,282)	(1,163,889)	(1,450,242)	(1,462,077)
TOTAL - CATEGORICAL AID - STATE		<u>(3,728,351)</u>	<u>(3,341,638)</u>	<u>(3,235,525)</u>	<u>(3,503,455)</u>	<u>(3,534,533)</u>
TOTAL REVENUE FROM THE COMMONWEALTH		<u>(4,180,559)</u>	<u>(3,773,502)</u>	<u>(3,659,141)</u>	<u>(3,975,108)</u>	<u>(3,981,579)</u>
30000	REVENUE FROM THE FEDERAL GOVERNMENT					
TOTAL REVENUE FROM THE FEDERAL GOVT		(400)	-	(4,019)	-	-
<b>TOTAL REVENUE - GENERAL FUND</b>		<u><b>(20,374,415)</b></u>	<u><b>(21,402,077)</b></u>	<u><b>(20,295,943)</b></u>	<u><b>(21,189,250)</b></u>	<u><b>(22,102,100)</b></u>
41000	NON-REVENUE RECEIPTS					
41040	PROCEEDS FROM INDEBTEDNESS	-	-	-	(3,308)	-
41060	DESIGNATED USE OF UNASSIGNED FB	-	-	-	(483,000)	(86,556)
TOTAL - NON-REVENUE RECEIPTS		<u>-</u>	<u>-</u>	<u>-</u>	<u>(486,308)</u>	<u>(86,556)</u>
<b>TOTAL REVENUE AND OTHER SOURCES - GENERAL FUND</b>		<u><b>(20,374,415)</b></u>	<u><b>(21,402,077)</b></u>	<u><b>(20,295,943)</b></u>	<u><b>(21,675,558)</b></u>	<u><b>(22,188,656)</b></u>

**SUSSEX COUNTY**

**FUND #-105 REVENUE - VPA/DSS FUND**

		- B U D G E T -		R E V E N U E		
		Actual 2013/2014 -----	Actual 2014/2015 -----	Actual 2015/2016 -----	Adopted Budget 2016/2017 -----	Adopted Budget 2017/2018 -----
TOTAL - REVENUE - VPA/DSS FUND						
18000	MISCELLANEOUS REVENUE					
	EXPENDITURE REFUNDS	(3,911)	(8,159)	-	-	-
	MISCELLANEOUS - OTHER	(36,500)	(33,400)	-	-	-
TOTAL - MISCELLANEOUS REVENUE		<u>(40,411)</u>	<u>(41,559)</u>	<u>-</u>	<u>-</u>	<u>-</u>
24000	CATEGORICAL AID - STATE					
24010	WELFARE-STATE	(1,587,884)	(1,517,110)	(1,500,255)	(1,781,401)	(1,653,037)
TOTAL - CATEGORICAL AID - STATE		<u>(1,587,884)</u>	<u>(1,517,110)</u>	<u>(1,500,255)</u>	<u>(1,781,401)</u>	<u>(1,653,037)</u>
41050	FUND TRANSFERS					
041050-0100	TRANSFERS FROM GENERAL FUND	(378,500)	(309,157)	(354,398)	(318,251)	(325,524)
TOTAL REVENUE FOR VPA/DSS FUND		<u><u>(2,006,795)</u></u>	<u><u>(1,867,826)</u></u>	<u><u>(1,854,653)</u></u>	<u><u>(2,099,652)</u></u>	<u><u>(1,978,561)</u></u>

**SUSSEX COUNTY**

**FUND #-110 REVENUE - CSA FUND**

**- B U D G E T -**

**R E V E N U E**

	Actual 2013/2014 -----	Actual 2014/2015 -----	Actual 2015/2016 -----	Adopted Budget 2016/2017 -----	Adopted Budget 2017/2018 -----
18000 MISCELLANEOUS REVENUE					
18030 EXPENDITURE REFUNDS					
018030-0099 Expenditure Refunds - Other	(2,994)	(1,159)	-	-	-
TOTAL - MISCELLANEOUS REVENUE	<u>(2,994)</u>	<u>(1,159)</u>	<u>-</u>	<u>-</u>	<u>-</u>
24000 CATEGORICAL AID - STATE					
024020-0199 COMPREHENSIVE SERVICE GRANTS	(766,155)	(551,237)	(466,265)	(551,942)	(551,942)
TOTAL - CATEGORICAL AID - STATE	<u>(766,155)</u>	<u>(551,237)</u>	<u>(466,265)</u>	<u>(551,942)</u>	<u>(551,942)</u>
41050 FUND TRANSFERS					
TOTAL - FUND TRANSFERS	<u>(158,000)</u>	<u>(187,356)</u>	<u>-</u>	<u>(173,058)</u>	<u>(173,058)</u>
TOTAL REVENUE FOR CSA FUND	<u><u>(927,149)</u></u>	<u><u>(739,752)</u></u>	<u><u>(466,265)</u></u>	<u><u>(725,000)</u></u>	<u><u>(725,000)</u></u>

SUSSEX COUNTY

FUND #-121 REVENUE -IPR PROGRAM INCOME FUND

- B U D G E T -

R E V E N U E

	Actual 2013/2014 -----	Actual 2014/2015 -----	Actual 2015/2016 -----	Adopted Budget 2016/2017 -----	Adopted Budget 2017/2018 -----
15010 REVENUE FROM USE OF MONEY	-	-	-	-	(25)
TOTAL REVENUE FROM USE OF MONEY	-	-	-	-	(25)
19000 RECOVERED COSTS					
19020 IPR-Low Income Loan Payment	-	(525)	(1,075)	-	(200)
19030 IPR P9 09 Grant Loan Pmt.	-	(300)	(300)	-	(300)
19060 IPR P4 03 Grant Loan Pmt.	-	-	-	-	(825)
19062 IPR P6 06 Grant Loan Pmt.	-	(729)	(304)	-	(700)
19063 IPR 13 2013 Grant Loan Pmt.	-	(1,924)	(2,278)	-	(1,700)
TOTAL - RECOVERED COSTS	-	(3,478)	(3,957)	-	(3,725)
TOTAL IPR PROGRAM INCOME FUND	-	(3,478)	(3,957)	-	(3,750)

**SUSSEX COUNTY**

**FUND #-123 REVENUE - CDBG HOUSING PROGRAM**

**- B U D G E T -**

**R E V E N U E**

		Actual 2013/2014 -----	Actual 2014/2015 -----	Actual 2015/2016 -----	Adopted Budget 2016/2017 -----	Adopted Budget 2017/2018 -----
15010	REVENUE FROM USE OF MONEY	(118)	(28)	(32)	-	(25)
19000	RECOVERED COSTS					
19020	Pocahontas Loan Payment	(508)	-	-	-	(850)
19030	Sussex Garden Loan Payment	(3,483)	(5,434)	(3,684)	-	(3,200)
19060	CDBG - Low Income Loan Payment	(300)	(300)	(335)	-	(300)
TOTAL - RECOVERED COSTS		(4,291)	(5,734)	(4,019)	-	(4,350)
TOTAL REVENUE FOR CDBG HOUSING PROGRAM		(4,409)	(5,762)	(4,051)	-	(4,375)

**SUSSEX COUNTY**

**FUND #-125 REVENUE -DRUG FORFEITURE FUND**

**- B U D G E T -**

**R E V E N U E**

	<b>Actual 2013/2014 -----</b>	<b>Actual 2014/2015 -----</b>	<b>Actual 2015/2016 -----</b>	<b>Adopted Budget 2016/2017 -----</b>	<b>Adopted Budget 2017/2018 -----</b>
10000 REVENUE FROM LOCAL SOURCES					
15010 REVENUE FROM USE OF MONEY	(67)	(10)	(8)	-	-
16010 DRUG FORFEITURE PROCEEDS	<u>(10,116)</u>	<u>(6,048)</u>	<u>(6,947)</u>	<u>-</u>	<u>(10,000)</u>
<b>TOTAL REVENUE FOR DRUG FORFEITURE FUND</b>	<b><u>(10,183)</u></b>	<b><u>(6,058)</u></b>	<b><u>(6,955)</u></b>	<b><u>-</u></b>	<b><u>(10,000)</u></b>



**SUSSEX COUNTY**

**FUND #-135 REVENUE -CAPITAL PROJECT/DEBT SERVICE RESERVE FUND**

**- B U D G E T -**

**R E V E N U E**

	Actual 2013/2014 -----	Actual 2014/2015 -----	Actual 2015/2016 -----	Adopted Budget 2016/2017 -----	Adopted Budget 2017/2018 -----
TOTAL - REVENUE - RESERVE FUND					
10000 REVENUE FROM LOCAL SOURCES					
15010 REVENUE FROM USE OF MONEY	30,328	6,913	2,552	-	-
41050 FUND TRANSFERS	1,362,803	2,098,895	-	-	-
TOTAL REVENUE FOR RESERVE FUND	<u>1,393,131</u>	<u>2,105,808</u>	<u>2,552</u>	<u>-</u>	<u>-</u>

**SUSSEX COUNTY**

**FUND #-201 REVENUE -LAW LIBRARY FUND**

**- B U D G E T -**

**R E V E N U E**

		Actual 2013/2014 -----	Actual 2014/2015 -----	Actual 2015/2016 -----	Adopted Budget 2016/2017 -----	Adopted Budget 2017/2018 -----
10000	REVENUE FROM LOCAL SOURCES					
15010	REVENUE FROM USE OF MONEY	(74)	(16)	(16)	-	(25)
16000	CHARGES FOR SERVICES	(775)	(754)	(750)	-	(750)
<b>TOTAL REVENUE FOR LAW LIBRARY FUND</b>		<u>(849)</u>	<u>(770)</u>	<u>(766)</u>	<u>-</u>	<u>(775)</u>

**SUSSEX COUNTY**

**FUND #-302 REVENUE -COUNTY CAPITAL IMPROVEMENTS**

**- B U D G E T -**

**R E V E N U E**

	<b>Actual 2013/2014 -----</b>	<b>Actual 2014/2015 -----</b>	<b>Actual 2015/2016 -----</b>	<b>Adopted Budget 2016/2017 -----</b>	<b>Adopted Budget 2017/2018 -----</b>
10000 REVENUE FROM LOCAL SOURCES					
15010 REVENUE FROM USE OF MONEY	-	-	(800)	-	-
16000 CHARGES FOR SERVICES					
TOTAL - CHARGES FOR SERVICES	(32,091)	(28,880)	-	-	-
41050 FUND TRANSFERS	(1,418,610)	(4,814,577)	(478,606)	(193,000)	(654,170)
<b>TOTAL REVENUE FOR CAPITAL IMPROVEMENTS FUND</b>	<b>(1,450,701)</b>	<b>(4,843,457)</b>	<b>(479,406)</b>	<b>(193,000)</b>	<b>(654,170)</b>

**SUSSEX COUNTY**

**FUND #-305 REVENUE -MEGA SITE INDUSTRIAL PARK FUND**

**- B U D G E T -**

**R E V E N U E**

	Actual 2013/2014 -----	Actual 2014/2015 -----	Actual 2015/2016 -----	Adopted Budget 2016/2017 -----	Adopted Budget 2017/2018 -----
TOTAL - REVENUE - MEGA SITE INDUSTRIAL PARK FUND					
24000 CATEGORICAL AID - STATE					
024040-0016 Tobacco Commission-Mega Site Park	(1,561,975)	(65,429)	(226,354)	-	-
TOTAL - CATEGORICAL AID - STATE	<u>(1,561,975)</u>	<u>(65,429)</u>	<u>(226,354)</u>	<u>-</u>	<u>-</u>
41050 FUND TRANSFERS					
TOTAL FUND TRANSFERS	(193,909)	(734,355)	(25,149)	-	-
TOTAL - REVENUE - MEGA SITE INDUSTRIAL PARK FUND	<u><u>(1,755,884)</u></u>	<u><u>(799,784)</u></u>	<u><u>(251,503)</u></u>	<u>-</u>	<u>-</u>

**SUSSEX COUNTY**

**FUND #-306 REVENUE - CABIN POINT INDUSTRIAL PARK FUND**

**- B U D G E T -**

**R E V E N U E**

	Actual 2013/2014 -----	Actual 2014/2015 -----	Actual 2015/2016 -----	Adopted Budget 2016/2017 -----	Adopted Budget 2017/2018 -----
TOTAL - REVENUE - CABIN POINT INDUSTRIAL PARK FUND					
24000 CATEGORICAL AID - STATE					
024040-0016 Tobacco Commission-Cabin Point Park	-	(24,117)	(39,933)	(290,000)	-
TOTAL CATEGORICAL AID - STATE	-	(24,117)	(39,933)	(290,000)	-
41050 FUND TRANSFERS					
TOTAL FUND TRANSFERS	(1,313)	-	-	(290,000)	-
TOTAL - REVENUE - CABIN POINT INDUSTRIAL PARK FUND	<u>(1,313)</u>	<u>(24,117)</u>	<u>(39,933)</u>	<u>(580,000)</u>	<u>-</u>
<b>TOTAL REVENUE AND OTHER SOURCES - ALL FUNDS</b>	<b><u>(25,138,567)</u></b>	<b><u>(27,587,273)</u></b>	<b><u>(23,400,880)</u></b>	<b><u>(25,273,210)</u></b>	<b><u>(25,565,287)</u></b>



## **Tab 3**

# **Expenditures – By Function – All Funds**

**SUSSEX COUNTY****FUND #-100 EXPENDITURES - GENERAL FUND****- B U D G E T -      E X P E N D I T U R E S**

			Actual 2013/2014 -----	Actual 2014/2015 -----	Actual 2015/2016 -----	Adopted Budget 2016/2017 -----	Adopted Budget 2017/2018 -----
<b>GENERAL GOVERNMENT</b>							
011100	-111-110-000	BOARD OF SUPERVISORS	323,812	110,463	117,969	136,582	148,242
021100	-211-210-000	COUNTY ADMINISTRATION	522,730	532,338	599,615	651,634	771,473
021700	-271-210-000	IT AND CENTRAL ACCOUNTING AS40	35,653	32,901	34,288	35,795	35,321
022100	-281-220-000	COUNTY ATTORNEY	74,217	92,410	87,299	75,000	75,000
023100	-291-230-000	REGISTRAR/BOARD OF ELECTIONS	150,376	143,135	178,583	161,697	178,121
031100	-311-310-000	COMMISSIONER OF REVENUE	217,787	225,611	230,053	228,770	238,347
		TREASURER & LICENSE BUREAU					
041100	-411-410-000	TREASURER	343,174	340,749	330,550	341,324	353,077
041100	-412-410-000	LICENSE BUREAU	45,530	43,358	48,417	43,700	47,700
		TOTAL TREASURER & LICENSE BUREAU	<u>388,704</u>	<u>384,107</u>	<u>378,967</u>	<u>385,024</u>	<u>400,777</u>
<b>TOTAL GENERAL GOVERNMENT</b>			<u><b>1,713,279</b></u>	<u><b>1,520,965</b></u>	<u><b>1,626,774</b></u>	<u><b>1,674,502</b></u>	<u><b>1,847,281</b></u>
<b>JUDICIAL ADMINISTRATION</b>							
061100	-611-610-000	CIRCUIT COURT	40,878	37,236	40,769	35,590	35,190
061100	-612-610-000	GENERAL DISTRICT COURT	15,315	23,249	17,970	23,692	36,016
061100	-613-610-000	SPECIAL MAGISTRATES	5,015	7,605	8,395	7,125	7,500
061100	-614-610-000	JUV & DOM RELATIONS COURT	8,941	8,941	8,941	12,262	12,262
		TOTAL CIRCUIT COURT	<u>70,149</u>	<u>77,031</u>	<u>76,075</u>	<u>78,669</u>	<u>90,968</u>
062100	-621-620-000	CLERK OF COURTS	<u>332,366</u>	<u>302,276</u>	<u>354,776</u>	<u>352,513</u>	<u>378,061</u>
063100	-631-630-000	COMMONWEALTH'S ATTORNEY	448,070	426,129	444,682	422,326	435,188
063100	-632-630-000	VICTIM/WITNESS PROGRAM	67,381	66,836	71,857	68,427	75,223
		TOTAL COMMONWEALTH'S ATTY. DEPT.	<u>515,451</u>	<u>492,965</u>	<u>516,539</u>	<u>490,753</u>	<u>510,411</u>
<b>TOTAL JUDICIAL ADMINISTRATION</b>			<u><b>917,966</b></u>	<u><b>872,272</b></u>	<u><b>947,390</b></u>	<u><b>921,935</b></u>	<u><b>979,440</b></u>

**SUSSEX COUNTY****PUBLIC SAFETY**

021500	-251-210-000	FIRE & RESCUE	127,076	126,025	134,609	194,289	240,004
021500	-252-210-000	AMBULANCE & RESCUE	669,624	733,562	697,451	747,041	1,037,511
021500	-253-210-000	EMERGENCY SERVICES	201,641	201,070	201,250	223,089	226,229
021500	-255-210-000	FOREST FIRE EXTINCTION	23,837	23,837	23,837	24,000	24,000
		TOTAL DEPARTMENT OF FIRE & RESCUE	<u>1,022,178</u>	<u>1,084,494</u>	<u>1,057,147</u>	<u>1,188,419</u>	<u>1,527,744</u>
021600	-261-210-000	ANIMAL CONTROL	200,445	190,611	210,871	215,476	202,491
		<b>TOTAL PUBLIC SAFETY</b>	<u><b>1,222,623</b></u>	<u><b>1,275,105</b></u>	<u><b>1,268,018</b></u>	<u><b>1,403,895</b></u>	<u><b>1,730,235</b></u>

**SHERIFF'S OPERATIONS & JAIL**

051100	-511-510-000	COURTROOM SECURITY	196,187	204,913	199,674	187,250	215,051
051100	-512-510-000	FIELD OPERATIONS	1,405,917	1,518,806	1,489,200	1,535,896	1,572,783
051100	-513-510-000	SPOT OPERATIONS	67,474	54,819	57,634	32,295	59,208
051100	-514-510-000	SELECTIVE ENFORCEMENT	199,917	208,927	196,134	241,830	217,800
051100	-515-510-000	WAKEFIELD OPERATIONS	48,583	47,367	47,511	57,180	52,193
051100	-516-510-000	E911	158,951	247,204	237,656	202,860	160,552
051100	-517-510-000	SCHOOL RESOURCE OFFICERS	109,279	96,189	136,946	107,679	113,795
		TOTAL SHERIFF'S DEPARTMENT OPERATIONS	<u>2,186,308</u>	<u>2,378,225</u>	<u>2,364,755</u>	<u>2,364,990</u>	<u>2,391,382</u>
051500	-551-510-000	CONFINEMENT OF INMATES	1,577,125	1,701,259	1,659,555	1,685,618	1,640,831
081800-2110-863-810		Crater Youth Care Commission (CYCC)	-	-	-	103,100	114,743
		<b>TOTAL SHERIFF'S OPERATIONS &amp; JAIL</b>	<u><b>3,763,433</b></u>	<u><b>4,079,484</b></u>	<u><b>4,024,310</b></u>	<u><b>4,153,708</b></u>	<u><b>4,146,956</b></u>



**SUSSEX COUNTY****PUBLIC WORKS**

021200	-221-210-000	BUILDINGS & GROUNDS	539,241	538,634	508,266	548,322	522,383
021600	-262-210-000	ENVIRONMENTAL INSPECTIONS	176,564	171,242	136,398	225,000	225,000
021600	-262-210-000	ENVIRONMENTAL INSPECT. - GRANTS	-	-	-	-	2,670
021600	-263-210-000	GENERAL WORKS - UTILITIES	67,766	70,205	71,078	75,000	75,000
021600	-266-210-000	REFUSE DISPOSAL	232,425	147,860	143,209	159,800	138,300
<b>TOTAL PUBLIC WORKS</b>			<b>1,015,996</b>	<b>927,941</b>	<b>858,951</b>	<b>1,008,122</b>	<b>963,353</b>

**HEALTH & WELFARE**

81100		HEALTH	241,310	241,939	241,970	241,970	263,798
081300-2110-811-810		Crater Area Aging	7,000	10,000	7,060	7,060	7,060
081300-2110-812-810		Sussex SS Christmas Program	1,000	1,000	-	1,000	-
081300-2110-814-810		The Improvement Assoc	64,000	64,000	64,000	64,000	64,000
081300-2110-816-810		Red Cross	2,000	2,000	2,000	2,000	2,000
081300-2110-817-810		Adult Act. Svcs. Bd. Emp Susx	2,500	-	-	-	-
081300-2110-820-810		Virginia Legal Aid Society	1,009	1,009	1,049	-	1,135
081300-2110-822-810		VA Cooperative Extension	73,977	61,446	71,097	70,768	70,768
081300-2110-823-810		Chowan Basin Soil & Water Cons	3,355	3,355	3,355	3,355	7,264
081300-2110-824-810		South Centre Corr. Res Con & D	2,000	2,000	-	2,000	-
		The Faith Based Coalition	-	-	-	-	5,000
081300-2110-829-810		Chowan Basin Proj. / City Fran	6,915	7,050	7,200	7,200	7,480
081300-2110-830-810		Relay for Life	1,000	-	-	-	-
081300-2110-831-810		Habitat for Humanity	-	5,000	-	-	-
81300		COMMUNITY SUPPORT SERVICES	164,756	156,860	155,761	157,383	161,144
093100-0105		Transfer To VPA/DSS Fund (~17% match)	378,500	309,157	-	318,251	325,524
093100-0110		Trf To CSA Fund (23.87% match)	158,000	187,356	-	173,058	173,058
<b>TOTAL HEALTH &amp; WELFARE</b>			<b>942,566</b>	<b>895,312</b>	<b>397,731</b>	<b>890,662</b>	<b>923,524</b>

**SUSSEX COUNTY****EDUCATION**

081500-2110-831-810	John Tyler Community College	900	900	1,000	1,000	1,016
	Richard Bland College Foundation	-	-	-	-	1,500
081500-2110-832-810	Virginia State University	1,000	1,000	-	-	1,000
081500-2110-833-810	Southside Virginia Education Center	7,900	4,000	4,000	4,000	4,000
093100-0251	Transfer To School Fund	8,047,184	8,055,288	7,947,062	7,994,170	7,994,170

**TOTAL EDUCATION**

<b>8,056,984</b>	<b>8,061,188</b>	<b>7,952,062</b>	<b>7,999,170</b>	<b>8,001,686</b>
------------------	------------------	------------------	------------------	------------------

**PARKS, RECREATION & CULTURAL**

81400	LIBRARY/CULTURAL	168,676	172,663	183,567	169,985	169,985
81600	RECREATIONAL	20,500	25,320	16,000	16,000	26,000

**TOTAL PARKS, RECREATION & CULTURAL**

<b>189,176</b>	<b>197,983</b>	<b>199,567</b>	<b>185,985</b>	<b>195,985</b>
----------------	----------------	----------------	----------------	----------------

**PLANNING & COMMUNITY DEVELOPMENT**

021300 -231-210-000	HOUSING	215,422	167,437	171,307	176,921	132,523
	PLANNING DEPARTMENT					
021400 -241-210-000	PLANNING	158,484	163,718	172,649	181,207	242,451
021400 -242-210-000	BUILDING INSPECTIONS	218,549	227,182	218,398	222,354	216,288
021400 -243-210-000	ZONING	702	654	370	1,743	1,875
	PLANNING DEPARTMENT TOTAL	377,735	391,554	391,417	405,304	460,614
81800	ECONOMIC DEVELOPMENT	39,840	56,314	39,840	40,340	44,840

**TOTAL PLANNING & COMMUNITY DEVELOPMENT**

<b>632,997</b>	<b>615,305</b>	<b>602,564</b>	<b>622,565</b>	<b>637,977</b>
----------------	----------------	----------------	----------------	----------------

**DEBT SERVICE**

095000-9130	Middle School Literary Loan Fund	507,684	497,180	486,676	476,173	465,669
095000-9200	D.S.for High Sch. VPSA & Lit.	994,064	965,744	936,729	906,622	876,913
095000-9310	QZAB 2005 Bonds 12/30/05	58,270	58,270	58,270	58,270	58,270
095000-9320	QZAB 2006 bonds 6-06	109,203	109,203	109,203	109,204	109,203
095000-9330	DHCD Loan-WoodFuel Dev Reimb 3	-	64,213	93,438	93,438	93,438
095000-9410	Elem. School VPSA 2012 Debt Service	430,773	424,333	416,168	405,003	393,388

**TOTAL DEBT SERVICE**

<b>2,099,994</b>	<b>2,118,943</b>	<b>2,100,484</b>	<b>2,048,710</b>	<b>1,996,881</b>
------------------	------------------	------------------	------------------	------------------

## SUSSEX COUNTY

**NON-DEPARTMENTAL**

093200-9401	Contingency Account	-	25,384	-	178,643	103,168
093200-9402	Aid to Commonwealth - Mandate	-	50,042	-	-	-
099900-1128	Worker's Comp - Self Ins Unemp	6,021	-	-	8,000	8,000
099900-2210	Rev Refund WoodFuel Developers	-	213,321	-	106,661	-
<b>TOTAL NON-DEPARTMENTAL</b>		<b>6,021</b>	<b>288,747</b>	<b>-</b>	<b>293,304</b>	<b>111,168</b>
<b>TOTAL EXPENDITURES - GENERAL FUND</b>		<b>20,561,035</b>	<b>20,853,245</b>	<b>19,977,851</b>	<b>21,202,558</b>	<b>21,534,486</b>
<b>TRANSFERS TO OTHER FUNDS</b>						
093100-0135	Trf fr GF to Reserve Fund	1,362,803	2,098,895	-	-	-
093100-0302	Trf to Cap. Improvement Fund	677,562	324,345	-	193,000	654,170
093100-0305	Transfer to Mega-Site Indust Park Fund	193,909	-	-	-	-
093100-0306	Trf. to Cabin Point Indust. Park Fund	1,313	-	-	290,000	-
<b>TOTAL TRANSFERS TO OTHER FUNDS</b>		<b>2,235,587</b>	<b>2,423,240</b>	<b>-</b>	<b>483,000</b>	<b>654,170</b>
<b>TOTAL EXPENDITURES AND OTHER USES - GENERAL FUND</b>		<b>22,796,622</b>	<b>23,276,485</b>	<b>19,977,851</b>	<b>21,685,558</b>	<b>22,188,656</b>

**SUSSEX COUNTY****FUND #-105 EXPENDITURES - VPA/DSS FUND****- B U D G E T -****EXPENDITURES**

	<b>Actual 2013/2014</b> -----	<b>Actual 2014/2015</b> -----	<b>Actual 2015/2016</b> -----	<b>Adopted Budget 2016/2017</b> -----	<b>Adopted Budget 2017/2018</b> -----
<b>VPA/DSS FUND</b>					
071100-1111-711-710 Salaries and Wages - Regular	993,258	947,762	941,654	972,366	1,013,102
071100-1116-711-710 Other Pay	30,175	13,059	-	20,000	-
071100-1117-711-710 Salaries and Wages - Overtime	-	-	-	-	-
071100-1118-711-710 Salaries and Wages - Part-time	56,672	90,665	70,243	75,000	70,356
071100-1121-711-710 Employer FICA Tax	80,995	78,883	76,237	81,654	82,885
071100-1123-711-710 VRS Contributions	115,166	99,316	98,874	86,249	84,878
071100-1124-711-710 Health Care Benefits	166,655	164,775	178,079	194,976	229,500
071100-1125-711-710 Group Life Insurance	11,755	11,057	10,945	12,738	13,100
071100-1126-711-710 Short & Long Term Disability Insurance	88	427	-	887	1,311
071100-1128-711-710 Worker's Comp - Self Insured	6,020	6,727	3,685	5,501	5,500
071100-1234-711-710 Telecommunications	8,830	8,859	9,461	9,000	9,000
071100-1262-711-710 Insurance	4,510	4,655	6,319	5,000	5,000
071100-1264-711-710 Gasoline	7,121	4,579	1,922	2,271	2,300
071100-1265-711-710 Vehicle maintenance & Repairs	-	557	3,113	2,418	3,000
071100-1298-711-710 Aid to Citizens	520,537	441,520	406,671	631,592	458,629
	<u>520,537</u>	<u>441,520</u>	<u>406,671</u>	<u>631,592</u>	<u>458,629</u>
<b>TOTAL FOR VPA/DSS FUND</b>	<b><u>2,001,782</u></b>	<b><u>1,872,841</u></b>	<b><u>1,807,203</u></b>	<b><u>2,099,652</u></b>	<b><u>1,978,561</u></b>

**SUSSEX COUNTY**

**FUND #-110 EXPENDITURES - CSA FUND**

**- B U D G E T -      E X P E N D I T U R E S**

		Actual 2013/2014 -----	Actual 2014/2015 -----	Actual 2015/2016 -----	Adopted Budget 2016/2017 -----	Adopted Budget 2017/2018 -----
<b>CSA FUND</b>						
053000-5799	Comprehensive Serv Total Expenses	950,626	739,760	-	725,000	725,000
<b>TOTAL CSA FUND</b>		<u>950,626</u>	<u>739,760</u>	<u>-</u>	<u>725,000</u>	<u>725,000</u>

**SUSSEX COUNTY**

**FUND #-121 EXPENDITURES - IPR PROGRAM INCOME FUND**

**- B U D G E T -      E X P E N D I T U R E S**

	Actual 2013/2014 -----	Actual 2014/2015 -----	Actual 2015/2016 -----	Adopted Budget 2016/2017 -----	Adopted Budget 2017/2018 -----
<b>IPR PROGRAM INCOME FUND</b>					
081000-5210                      Construction	-	7,670	1,944	-	3,750
<b>TOTAL IPR PROGRAM INCOME FUND</b>	<u>-</u>	<u>7,670</u>	<u>1,944</u>	<u>-</u>	<u>3,750</u>

**SUSSEX COUNTY**

**FUND #-123 EXPENDITURES - CDBG HOUSING PROGRAM FUND**

**- B U D G E T -      E X P E N D I T U R E S**

	Actual 2013/2014 -----	Actual 2014/2015 -----	Actual 2015/2016 -----	Adopted Budget 2016/2017 -----	Adopted Budget 2017/2018 -----
<b>CDBG HOUSING PROG. FUND</b>					
081000-5210                      Construction	-	-	-	-	4,375
<b>TOTAL CDBG HOUSING PROG. FUND</b>	<u>-</u>	<u>-</u>	<u>-</u>	<u>-</u>	<u>4,375</u>

**SUSSEX COUNTY**

**FUND #-125 EXPENDITURES - DRUG FORFEITURE FUND**

**- B U D G E T -      E X P E N D I T U R E S**

	Actual 2013/2014 -----	Actual 2014/2015 -----	Actual 2015/2016 -----	Adopted Budget 2016/2017 -----	Adopted Budget 2017/2018 -----
<b>TOTAL DRUG FORFEITURE FUND</b>					
031700-5841      Drug Forfeiture Fd. - Comm. Att. - State	3,407	8,194	2,098	-	7,000
031700-5843      Drug Forfeiture Fd. - Sheriff - State	5,950	2,741	3,767	-	2,000
<b>TOTAL DRUG FORFEITURE FUND</b>	<b><u>9,640</u></b>	<b><u>11,799</u></b>	<b><u>11,289</u></b>	<b><u>-</u></b>	<b><u>10,000</u></b>



**SUSSEX COUNTY**

**FUND #-135 EXPENDITURES - RESERVE FUND**

**- B U D G E T -**

**EXPENDITURES**

		<b>Actual 2013/2014 -----</b>	<b>Actual 2014/2015 -----</b>	<b>Actual 2015/2016 -----</b>	<b>Adopted Budget 2016/2017 -----</b>	<b>Adopted Budget 2017/2018 -----</b>
<b>RESERVE FUND</b>						
093100-0302	Transfer to Capital Project fund	741,048	4,490,232	212,289	-	-
093100-0305	Transfer to Mega Site Fund	-	734,355	25,149	-	-
<b>TOTAL RESERVE FUND</b>		<b><u>741,048</u></b>	<b><u>5,224,587</u></b>	<b><u>237,438</u></b>	<b><u>-</u></b>	<b><u>-</u></b>

**SUSSEX COUNTY**

**FUND #-201 EXPENDITURES - LAW LIBRARY FUND**

**- B U D G E T -      E X P E N D I T U R E S**

		Actual 2013/2014 -----	Actual 2014/2015 -----	Actual 2015/2016 -----	Adopted Budget 2016/2017 -----	Adopted Budget 2017/2018 -----
<b>LAW LIBRARY FUND</b>						
021800-6012	Books & Subscriptions	343	120	175	-	775
<b>TOTAL LAW LIBRARY FUND</b>		<u>343</u>	<u>120</u>	<u>175</u>	<u>-</u>	<u>775</u>

**SUSSEX COUNTY**

**FUND #-302 EXPENDITURES - CAPITAL PROJECTS FUND**

**- B U D G E T -**

**E X P E N D I T U R E S**

		<b>Actual 2013/2014 -----</b>	<b>Actual 2014/2015 -----</b>	<b>Actual 2015/2016 -----</b>	<b>Adopted Budget 2016/2017 -----</b>	<b>Adopted Budget 2017/2018 -----</b>
<b>CAPITAL PROJECTS</b>						
<b>91201</b>						
<b>REPLACE E911 EQUIPMENT</b>						
	Replace CAD System	-	-	-	-	169,000
091201-1256	Replace 911 Communication Equipment	232,685	-	-	-	-
	<b>TOTAL REPLACE E911 EQUIPMENT</b>	<b>232,685</b>	<b>-</b>	<b>-</b>	<b>-</b>	<b>169,000</b>
<b>REPLACE AS400 Server</b>						
	REPLACE AS400 Server	-	-	-	-	47,670
	<b>TOTAL REPLACE AS400 SERVER</b>	<b>-</b>	<b>-</b>	<b>-</b>	<b>-</b>	<b>47,670</b>
<b>REPLACE VOTING MACHINES</b>						
	Replace Voting Machines	-	-	-	-	44,000
	<b>TOTAL REPLACE VOTING MACHINES</b>	<b>-</b>	<b>-</b>	<b>-</b>	<b>-</b>	<b>44,000</b>
<b>91300</b>						
<b>VEHICLES</b>						
091300-0001	Fire Truck	-	-	-	-	-
091300-0002	Rescue Vehicle - Ambulance	-	-	-	-	-
091300-0011	Sheriff Patrol Vehicles	162,348	142,606	-	173,000	73,500
	Buildings & Grounds Vehicle					40,000
	Environmental Inspections Vehicle					40,000
	Building Inspections Vehicle					40,000
091300-0012	Animal Control Vehicle	-	31,336	-	-	40,000
	<b>TOTAL VEHICLES</b>	<b>162,348</b>	<b>173,942</b>	<b>-</b>	<b>173,000</b>	<b>233,500</b>

## SUSSEX COUNTY

<b>93100</b>	<b>TRANSFERS TO OTHER FUNDS</b>					
093100-0999	Transfers to Other Funds	161,700	-	-	-	-
	<b>TOTAL TRANSFERS TO OTHER FUNDS</b>	<b>161,700</b>	<b>-</b>	<b>-</b>	<b>-</b>	<b>-</b>
<b>94250</b>	<b>COMMUNICATIONS</b>					
094250-8212	New Radio System Cost	-	832,787	-	-	-
	<b>TOTAL COMMUNICATIONS</b>	<b>-</b>	<b>832,787</b>	<b>-</b>	<b>-</b>	<b>-</b>
<b>94400</b>	<b>RENOVATION OF COUNTY BLDGS</b>					
094400-8212	Renov/Repair Buildings	26,767	30,809	-	20,000	-
094400-8216	Hist, Courthouse Roof Replacem					
	Carpet Replacement - GDC	-	-	-	-	13,000
	Judicial Complex HVAC - Phase I	-	-	-	-	25,000
	Judicial Complex HVAC - Phase II	-	-	-	-	-
	Water Tower Repairs	-	-	-	-	75,000
	County Administration Building - Phase I	-	-	-	-	-
	County Administration Building - Phase II	-	-	-	-	-
	Animal Shelter Improvements	-	-	-	-	20,000
	<b>TOTAL RENOVATION OF COUNTY BLDGS</b>	<b>26,767</b>	<b>30,809</b>	<b>-</b>	<b>20,000</b>	<b>133,000</b>
<b>94500</b>	<b>SCHOOL PROJECTS</b>					
	Replacement of School Busses	-	-	-	-	27,000
<b>94800</b>	<b>WASTE SITE PURCHASE</b>					
094800-8212	Purchase of Waste Site	-	5,000	-	-	-
	<b>TOTAL SCHOOL PROJECTS</b>	<b>-</b>	<b>5,000</b>	<b>-</b>	<b>-</b>	<b>27,000</b>

5/23/2017

### SUSSEX COUNTY

<b>94900</b>						
	<b>COMMONWEALTH ATTN Y OFFICE BLDG</b>					
094900-0100	Permits, Fees & Othr Misc. Cos	165	-	-	-	-
094900-0101	Other Professional Services	2,552	-	-	-	-
094900-0300	Architecture & Engineering Ser	42,301	2,065	-	-	-
094900-0500	Construction Services	977,082	5,277	-	-	-
094900-0501	IT & Other Construction Cost	76,681	94,367	-	-	-
094900-1235	Advertising	-	-	-	-	-
	<b>TOTAL COMM ATTN Y OFFICE BLDG</b>	<u><b>1,098,781</b></u>	<u><b>101,709</b></u>	<u>-</u>	<u>-</u>	<u>-</u>
<b>TOTAL CAPITAL PROJECTS FUND</b>		<u><b>1,682,281</b></u>	<u><b>1,144,247</b></u>	<u>-</u>	<u><b>193,000</b></u>	<u><b>654,170</b></u>

**SUSSEX COUNTY**

**FUND #-305 EXPENDITURES - MEGA SITE INDUSTRIAL PARK FUND**

**- B U D G E T -**

**EXPENDITURES**

		<b>Actual 2013/2014 -----</b>	<b>Actual 2014/2015 -----</b>	<b>Actual 2015/2016 -----</b>	<b>Adopted Budget 2016/2017 -----</b>	<b>Adopted Budget 2017/2018 -----</b>
<b>MEGA SITE FUND</b>						
091400-0100	Land Acquisition & Development	3,232,562	2,136,406	-	-	-
091400-0101	Professional Services - Land	<u>274,428</u>	<u>153,328</u>	<u>299,124</u>	<u>-</u>	<u>-</u>
<b>TOTAL FOR MEGA SITE FUND</b>		<b><u>3,506,990</u></b>	<b><u>2,289,734</u></b>	<b><u>299,124</u></b>	<b><u>-</u></b>	<b><u>-</u></b>

**SUSSEX COUNTY**

**FUND #-306 - CABIN POINT INDUSTRIAL PARK FUND**

**- B U D G E T -      E X P E N D I T U R E S**

	<b>Actual 2013/2014 -----</b>	<b>Actual 2014/2015 -----</b>	<b>Actual 2015/2016 -----</b>	<b>Adopted Budget 2016/2017 -----</b>	<b>Adopted Budget 2017/2018 -----</b>
<b>CABIN POINT INDUSTRIAL PARK FUND</b>					
091400-0101      Professional Services - Land	4,513	71,167	2,607	-	-
091400-0202      Water & Sewer Lines Extension	-	-	-	580,000	-
091400-0500      Contractual Services	-	-	-	-	-
	<hr/>	<hr/>	<hr/>	<hr/>	<hr/>
<b>TOTAL FOR CABIN POINT INDUSTRIAL PARK FUND</b>	<b><u>4,513</u></b>	<b><u>71,167</u></b>	<b><u>2,607</u></b>	<b><u>580,000</u></b>	<b><u>-</u></b>
<b>TOTAL EXPENDITURES - ALL FUNDS</b>	<b><u>31,693,845</u></b>	<b><u>34,638,410</u></b>	<b><u>22,337,631</u></b>	<b><u>25,283,210</u></b>	<b><u>25,565,287</u></b>



## **Tab 4**

# **Revenue Detail – All Funds**



## SUSSEX COUNTY

## FUND #100 REVENUE - GENERAL FUND

## - B U D G E T -

## R E V E N U E

	Actual 2013/2014 -----	Actual 2014/2015 -----	Actual 2015/2016 -----	Adopted Budget 2016/2017 -----	Adopted Budget 2017/2018 -----
<b>10000</b>	<b>REVENUE FROM LOCAL SOURCES</b>				
<b>11000</b>	<b>GENERAL PROPERTY TAXES</b>				
<b>11010</b>	<b>REAL PROPERTY TAXES</b>				
011010-1993	RE Taxes - 1993	(154)	-	-	-
011010-1994	RE Taxes - 1994	(323)	(380)	-	-
011010-1995	RE Taxes - 1995	(323)	(380)	-	-
011010-1996	RE Taxes - 1996	(349)	(411)	-	-
011010-1997	RE Taxes - 1997	(382)	(449)	-	-
011010-1998	RE Taxes - 1998	(403)	(1,045)	-	-
011010-1999	RE Taxes - 1999	(665)	(1,123)	-	-
011010-2000	RE Taxes - 2000	(870)	(1,585)	-	-
011010-2001	RE Taxes - 2001	(1,250)	(1,649)	-	-
011010-2002	RE Taxes - 2002	(1,290)	(2,263)	-	-
011010-2003	RE Taxes - 2003	(1,149)	(2,241)	-	-
011010-2004	RE Taxes - 2004	(1,290)	(2,577)	-	-
011010-2005	RE Taxes - 2005	(1,646)	(2,457)	-	-
011010-2006	RE Taxes - 2006	(3,039)	(2,030)	-	-
011010-2007	RE Taxes - 2007	(4,335)	(3,003)	-	-
011010-2008	RE Taxes - 2008	(4,561)	(8,325)	-	-
011010-2009	RE Taxes - 2009	(8,599)	(10,508)	-	-
011010-2010	RE Taxes - 2010	(17,215)	(14,548)	-	-
011010-2011	RE Taxes - 2011	(31,326)	(23,566)	(1,000)	-
011010-2012	RE Taxes - 2012	(97,292)	(48,727)	(2,000)	(1,000)
011010-2013	RE Taxes - 2013	(4,479,663)	(110,942)	(5,000)	(2,000)
011010-2014	RE Taxes - 2014	-	(4,522,992)	(12,000)	(5,000)
011010-2015	RE Taxes - 2015	-	-	(80,000)	(12,000)
011010-2016	RE Taxes - 2016	-	-	(4,915,926)	(80,000)
011010-2017	RE Taxes - 2017	-	-	-	(5,016,244)
	<b>TOTAL REAL PROPERTY TAXES</b>	<b>(4,656,124)</b>	<b>(4,761,201)</b>	<b>(5,015,926)</b>	<b>(5,116,244)</b>
<b>11020</b>	<b>PUBLIC SERVICE CORP TAXES</b>				
011020-2013	PSC - 2013	(583,766)	(1,989)	-	-
011020-2014	PSC - 2014	-	(562,230)	-	-
011020-2015	PSC - 2015	-	-	(644,197)	-
011020-2016	PSC - 2016	-	-	(689,852)	-
011020-2017	PSC - 2017	-	-	-	(719,151)
	<b>TOTAL PUBLIC SERVICE CORP TAXES</b>	<b>(583,766)</b>	<b>(564,219)</b>	<b>(689,852)</b>	<b>(719,151)</b>

## SUSSEX COUNTY

<b>11030</b>	<b>PERSONAL PROPERTY TAXES</b>					
011030-2009	PP Taxes - 2009	(439)	(368)	-	-	-
011030-2010	PP Taxes - 2010	(2,911)	(386)	-	-	-
011030-2011	PP Taxes - 2011	(3,639)	(838)	-	-	-
011030-2012	PP Taxes - 2012	(43,662)	(5,352)	-	-	-
011030-2013	PP Taxes - 2013	(1,993,481)	(44,281)	-	(4,000)	-
011030-2014	PP Taxes - 2014	-	(2,172,238)	-	(6,000)	(4,000)
011030-2015	PP Taxes - 2015	-	-	(2,181,038)	(45,000)	(6,000)
011030-2016	PP Taxes - 2016	-	-	-	(2,256,318)	(45,000)
011030-2017	PP Taxes - 2017	-	-	-	-	(2,448,976)
011030-9999	PP Taxes - Prior Years	(426)	-	-	-	-
	<b>TOTAL PERSONAL PROPERTY TAXES</b>	<b>(2,044,558)</b>	<b>(2,223,463)</b>	<b>(2,181,038)</b>	<b>(2,311,318)</b>	<b>(2,503,976)</b>
<b>11031</b>	<b>MOBILE HOME TAXES</b>					
011031-2009	MH Taxes - 2009	(409)	(132)	-	-	-
011031-2010	MH Taxes - 2010	(389)	(452)	-	-	-
011031-2011	MH Taxes - 2011	(187)	(504)	-	-	-
011031-2012	MH Taxes - 2012	(638)	(446)	-	-	-
011031-2013	MH Taxes - 2013	(16,527)	(881)	-	(500)	-
011031-2014	MH Taxes - 2014	-	(17,111)	-	(500)	(500)
<b>011031-2015</b>	<b>MH Taxes - 2015</b>	-	-	<b>(19,744)</b>	(1,000)	(500)
<b>011031-2016</b>	<b>MH Taxes - 2016</b>	-	-	-	(19,481)	(1,000)
<b>011031-2017</b>	<b>MH Taxes - 2017</b>	-	-	-	-	(22,820)
	<b>MOBILE HOME TAXES</b>	<b>(18,150)</b>	<b>(19,526)</b>	<b>(19,744)</b>	<b>(21,481)</b>	<b>(24,820)</b>
<b>11032</b>	<b>FIRE AND RESCUE TAXES</b>					
011032-2013	FR Taxes - 2013	(7,410)	(50)	-	-	-
011032-2014	FR Taxes - 2014	-	(9,430)	-	-	-
011032-2015	FR Taxes - 2015	-	-	-	-	-
011032-2016	FR Taxes - 2016	-	-	-	(9,000)	-
011032-2017	FR Taxes - 2017	-	-	-	-	(16,000)
	<b>TOTAL FIRE AND RESCUE TAXES</b>	<b>(7,410)</b>	<b>(9,480)</b>	<b>-</b>	<b>(9,000)</b>	<b>(16,000)</b>
<b>11040</b>	<b>MACHINERY AND TOOLS TAXES</b>					
011040-2011	MT Taxes - 2011	(1,752)	-	-	-	-
011040-2012	MT Taxes - 2012	(101,787)	-	-	-	-
011040-2013	MT Taxes - 2013	(1,047,153)	(208,423)	-	-	-
011040-2014	MT Taxes - 2014	-	(1,394,196)	-	-	-
011040-2015	MT Taxes - 2015	-	-	(1,227,595)	-	-
011040-2016	MT Taxes - 2016	-	-	-	(1,280,777)	-
011040-2017	MT Taxes - 2017	-	-	-	-	(1,119,383)
	<b>TOTAL MACHINERY AND TOOLS TAXES</b>	<b>(1,150,692)</b>	<b>(1,602,619)</b>	<b>(1,227,595)</b>	<b>(1,280,777)</b>	<b>(1,119,383)</b>

SUSSEX COUNTY

<b>11050</b>	<b>MERCHANTS CAPITAL TAXES</b>					
011050-2012	Merchants Cap. Taxes - 2012	(304)	(1,714)	-	-	-
011050-2013	Merchants Cap. Taxes - 2013	(167,614)	(2,178)	-	-	-
011050-2014	Merchants Cap. Taxes - 2014	-	(120,759)	-	-	-
011050-2015	Merchants Cap. Taxes - 2015	-	-	(80,047)	-	-
011050-2016	Merchants Cap. Taxes - 2016	-	-	-	(120,000)	-
011050-2017	Merchants Cap. Taxes - 2017	-	-	-	-	(75,000)
	<b>TOTAL MERCHANTS CAPITAL TAXES</b>	<b>(167,918)</b>	<b>(124,651)</b>	<b>(80,047)</b>	<b>(120,000)</b>	<b>(75,000)</b>
<b>11060</b>	<b>PENALTIES, INTEREST &amp; TREAS. ADMIN.</b>					
011060-0001	Penalties - All Property Property Ta	(87,350)	(93,481)	(85,160)	(93,500)	(85,000)
011060-0002	Interest - All Property Property Tax	(33,027)	(51,794)	(102,393)	(50,000)	(36,000)
011060-0010	DMV - Regist. Withholding Fees	(15,626)	(16,485)	-	(16,000)	(19,000)
011060-0011	Treas. Administrative Fees	(35,150)	(34,189)	-	(34,000)	(36,000)
011060-0012	Judicial Land Sale Fees (JLS)	(486)	(18,717)	-	(15,000)	(10,000)
	<b>PENALTIES, INTEREST &amp; TREAS. ADMIN.</b>	<b>(171,639)</b>	<b>(214,666)</b>	<b>(187,553)</b>	<b>(208,500)</b>	<b>(186,000)</b>
<b>TOTAL - GENERAL PROPERTY TAXES</b>		<b>(8,800,257)</b>	<b>(9,519,825)</b>	<b>(8,973,765)</b>	<b>(9,656,854)</b>	<b>(9,760,574)</b>
<b>12000</b>	<b>OTHER LOCAL TAXES</b>					
<b>12010</b>	<b>LOCAL SALES, USE AND TAXES</b>					
012010-0001	Local Sales, Use and Taxes (LST)	(846,898)	(894,897)	(828,000)	(974,076)	(1,071,783)
012010-0002	Remittance to Towns - Waverly	96,898	104,555	-	115,233	120,300
012010-0003	Remittance to Towns - Wakefield	40,850	45,480	-	50,068	52,200
012010-0004	Remittances to Towns - Jarrett	31,111	11,470	-	7,890	8,240
012010-0005	Remittance to Towns - Stony Creek	7,364	8,738	-	9,643	10,075
012010-0010	Transit Occupancy Tax 2% (TOTX)	(45,641)	(50,254)	(53,558)	(52,000)	(62,300)
	<b>TOTAL LOCAL SALES, USE AND TAXES</b>	<b>(716,316)</b>	<b>(774,908)</b>	<b>(881,558)</b>	<b>(843,242)</b>	<b>(943,268)</b>
<b>12020</b>	<b>CONSUMER UTILITY TAXES</b>					
012020-0001	Consumer Utility Taxes (CUTX)	(87,737)	(97,614)	(91,165)	(95,000)	(95,000)
	<b>CONSUMER UTILITY TAXES</b>	<b>(87,737)</b>	<b>(97,614)</b>	<b>(91,165)</b>	<b>(95,000)</b>	<b>(95,000)</b>
<b>12030</b>	<b>BUSINESS LICENSE TAXES</b>					
012030-0001	Busin. Lic. Tax-Sanitation	(103)	(155)	-	(130)	(130)
012030-0002	Local Consumption Tax (LCTX)	(43,788)	(38,531)	(37,498)	(39,000)	(39,000)
012030-0003	Business Utility Lic. Tax (BTXU)	(22,807)	(17,856)	-	(20,500)	(20,500)
012030-0004	Business License Tax - BPOL	-	(5,813)	(52,228)	(20,000)	(20,000)
	<b>BUSINESS LICENSE TAXES</b>	<b>(66,698)</b>	<b>(62,355)</b>	<b>(89,726)</b>	<b>(79,630)</b>	<b>(79,630)</b>
<b>12040</b>	<b>FRANCHISE LICENSE TAXES</b>					
012040-0001	Franchise License Taxes (FRLC)	-	(1,330)	-	-	-
	<b>TOTAL FRANCHISE LICENSE TAXES</b>	<b>-</b>	<b>(1,330)</b>	<b>-</b>	<b>-</b>	<b>-</b>

## SUSSEX COUNTY

<b>12050</b>	<b>MOTOR VEHICLE LICENSES</b>					
012050-2010	Vehicle Reg. Lic. Tax - 2010	(230)	(235)	-	-	-
012050-2011	Vehicle Reg. Lic. Tax - 2011	(442)	(253)	-	-	-
012050-2012	Vehicle Reg. Lic. Tax - 2012	(1,091)	(674)	-	-	-
012050-2013	Vehicle Reg. Lic. Tax - 2013	(30,628)	(1,541)	-	-	-
012050-2014	Vehicle Reg. Lic. Tax - 2014	(185,382)	(32,226)	-	-	-
012050-2015	Vehicle Reg. Lic. Tax - 2015	-	(184,994)	-	-	-
012050-2016	Vehicle Reg. Lic. Tax - 2016	-	-	(222,229)	-	-
012050-2017	Vehicle Reg. Lic. Tax - 2017	-	-	-	(190,053)	-
012050-2017	Vehicle Reg. Lic. Tax - 2018	-	-	-	-	(190,053)
	<b>TOTAL MOTOR VEHICLE LICENSES</b>	<b>(217,773)</b>	<b>(219,923)</b>	<b>(222,229)</b>	<b>(190,053)</b>	<b>(190,053)</b>
<b>12060</b>	<b>BANK STOCK TAXES</b>					
012060-0001	Bank Stock Taxes (BKTX)	(2,850)	(7,366)	(3,557)	(3,500)	(3,500)
	<b>TOTAL BANK STOCK TAXES</b>	<b>(2,850)</b>	<b>(7,366)</b>	<b>(3,557)</b>	<b>(3,500)</b>	<b>(3,500)</b>
<b>TOTAL - OTHER LOCAL TAXES</b>		<b>(1,091,374)</b>	<b>(1,163,496)</b>	<b>(1,288,235)</b>	<b>(1,211,425)</b>	<b>(1,311,451)</b>
<b>13000</b>	<b>PERMITS, FEES AND LICENSES</b>					
<b>13010</b>	<b>ANIMAL LICENSES</b>					
013010-2013	Dog Tags - 2013 (DT2013)	(99)	-	-	-	-
013010-2014	Dog Tags - 2014 (DT2014)	(7,365)	(224)	-	-	-
013010-2015	Dog Tags - 2015 (DT2015)	-	(7,290)	-	-	-
013010-2016	Dog Tags - 2016 (DT2016)	-	-	(7,720)	-	-
013010-2017	Dog Tags - 2017 (DT2017)	-	-	-	(8,000)	-
013010-2018	Dog Tags - 2018 (DT2018)	-	-	-	-	(7,000)
	<b>TOTAL ANIMAL LICENSES</b>	<b>(7,464)</b>	<b>(7,514)</b>	<b>(7,720)</b>	<b>(8,000)</b>	<b>(7,000)</b>
<b>13030</b>	<b>PERMITS AND OTHER LICENSES</b>					
013030-0005	Transfer Fees (TRFE)	(342)	(344)	(412)	(350)	(350)
013030-0007	Zoning & Subdiv	(20,015)	(23,667)	-	(25,000)	(25,000)
013030-0008	Building Permits (BLGP)	(27,750)	(37,023)	(80,953)	(30,000)	(50,000)
013030-0024	Erosion & Sediment Ctr Permit (ER)	(645)	(631)	-	(610)	(610)
013030-0029	Build. Academy Fees Paid to DH	575	678	-	(800)	(800)
013030-0030	Build. Permit Academy Fees (BLA)	(537)	(681)	-	(800)	(800)
013030-0031	Quality Control Fees (QUAL)	(216,667)	(222,917)	(225,000)	(225,000)	(225,000)
013030-0032	Landfill Tipping Fees GF	(4,763,908)	(4,999,574)	(4,396,660)	(4,600,000)	(5,075,000)
	<b>PERMITS AND OTHER LICENSES</b>	<b>(5,029,289)</b>	<b>(5,284,159)</b>	<b>(4,703,025)</b>	<b>(4,882,560)</b>	<b>(5,377,560)</b>
<b>TOTAL - PERMITS, FEES, AND LICENSES</b>		<b>(5,036,753)</b>	<b>(5,291,673)</b>	<b>(4,710,745)</b>	<b>(4,890,560)</b>	<b>(5,384,560)</b>
<b>14010</b>	<b>FINES AND FORFEITURES</b>					
014010-0001	Court & Oth. Fines and Forfeitures	(636,903)	(765,920)	(761,045)	(794,100)	(870,000)
014010-0002	Town Cost & Int. from Fines (TCOS)	-	-	-	(1,500)	(1,500)
014010-0003	REMIT Waverly Town Cost & Interest	-	-	-	-	-
	<b>TOTAL FINES AND FORFEITURES</b>	<b>(636,903)</b>	<b>(765,920)</b>	<b>(761,045)</b>	<b>(795,600)</b>	<b>(871,500)</b>
<b>TOTAL - FINES AND FORFEITURES</b>		<b>(636,903)</b>	<b>(765,920)</b>	<b>(761,045)</b>	<b>(795,600)</b>	<b>(871,500)</b>

## SUSSEX COUNTY

<b>15000</b>	<b>REVENUE FROM USE OF MONEY/PROPERTY</b>					
<b>15010</b>	<b>REVENUE FROM USE OF MONEY</b>					
015010-0001	Interest on Investments	(14,269)	(12,535)	(25,774)	(13,000)	(15,000)
	<b>REVENUE FROM USE OF MONEY</b>	<b>(14,269)</b>	<b>(12,535)</b>	<b>(25,774)</b>	<b>(13,000)</b>	<b>(15,000)</b>
<b>15020</b>	<b>REVENUE FROM USE OF PROPERTY</b>					
015020-0001	Rental of Property - General	(46,835)	(53,188)	(53,749)	(50,000)	(75,000)
015020-0002	Cleanup Deposit from Rentals	-	(150)	-	-	-
015020-0003	Jail Inmate Telephone Commission	(25,287)	(18,363)	(26,303)	(26,000)	(26,000)
	<b>TOTAL REVENUE FROM USE OF PROPERTY</b>	<b>(72,122)</b>	<b>(71,701)</b>	<b>(80,052)</b>	<b>(76,000)</b>	<b>(101,000)</b>
<b>TOTAL - REVENUE FROM USE OF MONEY/PROPERTY</b>		<b>(86,391)</b>	<b>(84,236)</b>	<b>(105,826)</b>	<b>(89,000)</b>	<b>(116,000)</b>
<b>16000</b>	<b>CHARGES FOR SERVICES</b>					
<b>16010</b>	<b>COURT COSTS</b>					
016010-0002	Courthouse Maintenance Fees (CHMF)	-	-	(26,358)	(35,000)	(35,000)
016010-0003	Sheriff's Fees (SHFE) \$665.08	(665)	(665)	(665)	(665)	(665)
016010-0004	Court Room Security Fees (CRSF)	(170,120)	(153,644)	(140,780)	(160,000)	(160,000)
016010-0005	Jail Processing Assess Fees (JPAF)	(2,591)	(2,650)	(5,085)	(2,700)	(2,700)
016010-0006	DNA Fees (DNAF)	(160)	(179)	-	(150)	(150)
016010-0007	High Constable Fees (HCONF)	-	(24)	-	-	-
016010-0008	Tax Levy Sale Fees (TLSF)	-	-	-	(2,500)	-
016010-0009	Pub Safety Envir. Serv. Chg. (PSE)	-	-	-	(200)	-
	<b>TOTAL COURT COSTS</b>	<b>(173,536)</b>	<b>(157,162)</b>	<b>(172,888)</b>	<b>(201,215)</b>	<b>(198,515)</b>
<b>16020</b>	<b>COMMONWEALTH'S ATTORNEY FEES</b>					
16020-0001	COMMONWEALTH'S ATTORNEY FEES	(1,593)	(1,542)	(1,786)	(1,650)	(1,650)
	<b>TOTAL CW'S ATTORNEY FEES</b>	<b>(1,593)</b>	<b>(1,542)</b>	<b>(1,786)</b>	<b>(1,650)</b>	<b>(1,650)</b>
<b>16050</b>	<b>CHARGES FOR CORRECTION/DETENTION</b>					
016050-0001	Care of Prisoners (PRIS)	(29,800)	-	-	-	-
016050-0003	Medical Co-Pay - Jail	(4,355)	(2,962)	(3,753)	(3,800)	(3,800)
	<b>TOTAL CHGS FOR CORRECTION/DETENTION</b>	<b>(34,155)</b>	<b>(2,962)</b>	<b>(3,753)</b>	<b>(3,800)</b>	<b>(3,800)</b>
<b>16060</b>	<b>CHARGES FOR OTHER PROTECTION</b>					
016060-0001	Board, Adop & Fees/Animals	(1,538)	(1,636)	(3,359)	(1,600)	(1,600)
	<b>TOTAL CHARGES FOR OTHER PROTECTION</b>	<b>(1,538)</b>	<b>(1,636)</b>	<b>(3,359)</b>	<b>(1,600)</b>	<b>(1,600)</b>
<b>16160</b>	<b>CHARGES FOR COMMUNITY DEVELOPMENT</b>					
016160-0003	IDA Fees & etc (IDAF)	(37,459)	(24,747)	(24,408)	(25,000)	(25,000)
	<b>TOTAL CHARGES FOR COMMUNITY DEV.</b>	<b>(37,459)</b>	<b>(24,747)</b>	<b>(24,408)</b>	<b>(25,000)</b>	<b>(25,000)</b>

## SUSSEX COUNTY

<b>16210</b>	<b>CHARGES FOR CREDIT &amp; DEBIT CARD USE</b>					
016210-0001	Service charges for credit card use	(3,011)	(3,385)	(2,597)	(3,000)	(3,000)
	<b>TOTAL CHGS. FOR CR. &amp; DEBIT CARD USE</b>	<b>(3,011)</b>	<b>(3,385)</b>	<b>(2,597)</b>	<b>(3,000)</b>	<b>(3,000)</b>
<b>TOTAL - CHARGES FOR SERVICES</b>		<b>(251,292)</b>	<b>(191,434)</b>	<b>(208,791)</b>	<b>(236,265)</b>	<b>(233,565)</b>
<b>18000</b>	<b>MISCELLANEOUS REVENUE</b>					
<b>18030</b>	<b>EXPENDITURE REFUNDS</b>					
018030-0051	E/R - Health Department	(27,630)	(36,938)	-	(30,000)	(30,000)
018030-0052	E/R - Telephone Expense	-	-	-	-	-
018030-0099	Exp. Ref - Other	(25,832)	(4,043)	(311,388)	(20,000)	(20,000)
	<b>TOTAL EXPENDITURE REFUNDS</b>	<b>(53,462)</b>	<b>(40,981)</b>	<b>(311,388)</b>	<b>(50,000)</b>	<b>(50,000)</b>
<b>18990</b>	<b>MISCELLANEOUS</b>					
018990-0002	Grants Local-Cameron/Other	-	(105,160)	-	-	-
018990-0003	Gifts, Donat. & Disaster Recovery	(120)	(2,100)	-	-	-
018990-0004	Dare Program Cont. & Gifts	(1,000)	(700)	-	-	-
018990-0005	Sale of Materials & Supplies	(4,423)	(4,627)	-	(3,500)	(3,500)
018990-0006	Sale of Surplus Property	(33,356)	(332)	-	(500)	(500)
018990-0007	Clothing Collection Recycle	(5,400)	(1,639)	-	(3,500)	-
018990-0010	Insurance Adjustments	(44,133)	(27,986)	-	-	(25,000)
018990-0020	Local Int fr Clerk	(6,160)	(8,790)	-	(6,000)	(1,000)
018990-0099	Miscellaneous	(4,315)	(4,660)	-	(6,000)	(5,000)
	<b>TOTAL MISCELLANEOUS</b>	<b>(98,907)</b>	<b>(155,994)</b>	<b>-</b>	<b>(19,500)</b>	<b>(35,000)</b>
<b>TOTAL - MISCELLANEOUS REVENUE</b>		<b>(152,369)</b>	<b>(196,975)</b>	<b>(311,388)</b>	<b>(69,500)</b>	<b>(85,000)</b>
<b>19000</b>	<b>RECOVERED COSTS</b>					
019000-0101	Reimb. Interest Woodfuel DHCD Ln	-	(20,342)	-	(16,870)	(16,870)
019000-0102	Reimb.Principal Woodfuel DHCD Ln	-	(59,444)	(1,849)	(76,568)	(76,568)
	<b>TOTAL RECOVERED COSTS WOOD FUEL</b>	<b>-</b>	<b>(79,786)</b>	<b>(1,849)</b>	<b>(93,438)</b>	<b>(93,438)</b>
<b>19020</b>	<b>RECOVERED COSTS - OTHER</b>					
019020-0001	Clerk of Circuit Court	(901)	(532)	(623)	(1,000)	(1,000)
019020-0002	Wakefield Sheriff Patrol	(72,339)	(67,613)	(68,157)	(68,000)	(68,000)
019020-0003	Jail Clean Up	(10,299)	(16,030)	(17,946)	(19,500)	(19,500)
019020-0004	Trash Collections Reimbursement	(50,633)	(45,432)	(47,685)	(50,000)	(50,000)
019020-0005	Medical Expense - Sheriff	(478)	-	-	-	-
019020-0006	Jurors and Witnesses	(3,467)	(2,321)	(6,728)	(6,000)	(4,000)
019020-0008	Sch Res Officer - Reimbursement from SB	-	-	-	(27,000)	-
019020-0009	Rescue Vehicle Shared Costs	-	-	-	-	-
019020-0010	Wav. Rescue Shared Costs - Medical	-	(200,000)	(130,000)	-	(121,933)
019020-0099	Recov. Costs Other - Restitution	-	(3,302)	-	-	-
	<b>RECOVERED COSTS - OTHER</b>	<b>(138,117)</b>	<b>(335,230)</b>	<b>(271,139)</b>	<b>(171,500)</b>	<b>(264,433)</b>
<b>TOTAL - RECOVERED COSTS</b>		<b>(138,117)</b>	<b>(415,016)</b>	<b>(272,988)</b>	<b>(264,938)</b>	<b>(357,871)</b>
<b>TOTAL REVENUE FROM LOCAL SOURCES</b>		<b>(16,193,456)</b>	<b>(17,628,575)</b>	<b>(16,632,783)</b>	<b>(17,214,142)</b>	<b>(18,120,521)</b>

## SUSSEX COUNTY

<b>20000</b>	<b>REVENUE FROM THE COMMONWEALTH</b>					
<b>21000</b>	<b>PAYMENT IN LIEU OF TAXES</b>					
021000-0101	Service Charge (PILT)	(18,020)	(24,789)	(46,242)	(25,000)	(45,000)
	<b>TOTAL PAYMENT IN LIEU OF TAXES</b>	<b>(18,020)</b>	<b>(24,789)</b>	<b>(46,242)</b>	<b>(25,000)</b>	<b>(45,000)</b>
<b>22000</b>	<b>NON-CATEGORICAL AID - STATE</b>					
022010-0005	Mobile Home Titling Taxes	(17,898)	(13,537)	(8,576)	(18,000)	(10,000)
022010-0006	Tax on Deeds (Clerk) - DEED	(47,082)	(62,408)	(77,690)	(65,000)	(65,000)
022010-0007	Recordation Taxes - State	(14,571)	(16,768)	(21,523)	(16,473)	(17,046)
022010-0008	R.R. & MVC Rolling Stock Tax	(92,180)	(88,248)	(77,776)	(92,180)	(90,000)
022010-0009	Auto Rental Tax	-	-	(326)	-	-
022010-0010	Communication Tax	(174,964)	(175,798)	(169,602)	(180,000)	(180,000)
022010-0012	Timber Sold 25% for /Big W	(87,493)	(50,316)	(21,881)	(75,000)	(40,000)
	<b>NON-CATEGORICAL AID - STATE</b>	<b>(434,188)</b>	<b>(407,075)</b>	<b>(377,374)</b>	<b>(446,653)</b>	<b>(402,046)</b>
<b>22011</b>	<b>LOCAL FINES FROM DOA TO BE DISTRIBUTED</b>					
022011-0011	Local Fines from DOA for Distribution	(518,927)	(1,264,320)	N/A	N/A	N/A
022011-0012	Remit Local Fines-Waverly	518,537	269,267	N/A	N/A	N/A
022011-0013	Remit Local Fines-Wakefield	390	1,140	N/A	N/A	N/A
022011-0014	Distrib. fr local fines	-	961,560	N/A	N/A	N/A
022011-0015	Ref State 25% of excess over 65%	-	32,353	N/A	N/A	N/A
	<b>NET LOCAL FINES FROM DOA TO BE DIST.</b>	<b>-</b>	<b>-</b>	<b>-</b>	<b>-</b>	<b>-</b>
<b>TOTAL - NON-CATEGORICAL AID - STATE</b>		<b>(434,188)</b>	<b>(407,075)</b>	<b>(377,374)</b>	<b>(446,653)</b>	<b>(402,046)</b>
<b>23000</b>	<b>STATE SHARED EXPENSES - CATEGORICAL</b>					
<b>23010</b>	<b>COMMONWEALTH'S ATTORNEY</b>					
023010-0001	Commonwealth's Attorney	(229,958)	(230,420)	(240,112)	(243,094)	(242,261)
	<b>TOTAL COMMONWEALTH'S ATTORNEY</b>	<b>(229,958)</b>	<b>(230,420)</b>	<b>(240,112)</b>	<b>(243,094)</b>	<b>(242,261)</b>
<b>23020</b>	<b>SHERIFF SHARED EXPENSES</b>					
023020-0001	Sheriff (SESH)	(1,277,013)	(1,288,134)	(1,308,684)	(1,317,850)	(1,337,521)
	<b>TOTAL SHERIFF SHARED EXPENSES</b>	<b>(1,277,013)</b>	<b>(1,288,134)</b>	<b>(1,308,684)</b>	<b>(1,317,850)</b>	<b>(1,337,521)</b>
<b>23030</b>	<b>COMMISSIONER OF REVENUE</b>					
023030-0001	Commissioner of Revenue	(72,784)	(73,035)	(74,425)	(75,502)	(75,065)
	<b>TOTAL COMMISSIONER OF REVENUE</b>	<b>(72,784)</b>	<b>(73,035)</b>	<b>(74,425)</b>	<b>(75,502)</b>	<b>(75,065)</b>
<b>23040</b>	<b>TREASURER SHARED EXPENSES</b>					
023040-0001	Treasurer (SET)	(83,985)	(83,733)	(85,576)	(86,858)	(86,790)
	<b>TOTAL TREASURER SHARED EXPENSES</b>	<b>(83,985)</b>	<b>(83,733)</b>	<b>(85,576)</b>	<b>(86,858)</b>	<b>(86,790)</b>
<b>23060</b>	<b>REGISTRAR/ELECTORAL BOARD SHARED</b>					
023060-0001	Registrar/Electoral Board	(36,640)	(36,271)	(48,290)	(38,000)	(38,633)
	<b>TOTAL REGISTRAR/ELECTORAL BD SHARED</b>	<b>(36,640)</b>	<b>(36,271)</b>	<b>(48,290)</b>	<b>(38,000)</b>	<b>(38,633)</b>

## SUSSEX COUNTY

<b>23070</b>	<b>CLERK OF COURT SHARED EXPENSES</b>					
023070-0001	Clerk of Court	(198,748)	(198,524)	(206,749)	(191,909)	(192,186)
	<b>TOTAL CLERK OF COURT SHARED EXPENSES</b>	<b>(198,748)</b>	<b>(198,524)</b>	<b>(206,749)</b>	<b>(191,909)</b>	<b>(192,186)</b>
<b>23080</b>	<b>JAIL SHARED EXPENSES</b>					
023080-0001	Jail (SEJA)	(97,256)	(90,239)	(107,800)	(100,000)	(100,000)
	<b>JAIL SHARED EXPENSES</b>	<b>(97,256)</b>	<b>(90,239)</b>	<b>(107,800)</b>	<b>(100,000)</b>	<b>(100,000)</b>
<b>TOTAL - STATE SHARED EXPENSES - CATEGORICAL</b>		<b>(1,996,384)</b>	<b>(2,000,356)</b>	<b>(2,071,636)</b>	<b>(2,053,213)</b>	<b>(2,072,456)</b>
<b>24040</b>	<b>OTHER CATEGORICAL AID - STATE</b>					
024040-0007	Litter Control or DEQ Grant	-	(6,357)	(2,981)	-	(2,981)
024040-0008	Emergency Management Grants	(7,500)	-	(10,042)	-	-
024040-0009	Animal Friendly Plates-DMV	(122)	(138)	(107)	(160)	(160)
024040-0010	E911 Wireless from State (911)	(77,308)	(79,303)	(81,103)	(100,000)	(100,000)
024040-0012	Fire Programs Fund	(25,135)	(54,389)	(27,932)	(25,363)	(25,000)
024040-0014	Tobacco Idem. Commission Grants	(171,518)	-	-	-	-
024040-0015	E-911 PSAP Grant ID 7 (911G7)	(151,858)	(2,000)	(224,932)	-	-
024040-0100	DHCD Grant - Housing etc.	(10,700)	(600)	(1,793)	-	-
024040-0102	Victim Witness Program	(55,389)	(56,903)	(56,903)	(56,000)	(78,025)
024040-0121	Emergency Med Serv 2-4 Life	(9,817)	(9,562)	-	(9,900)	(9,900)
024040-0131	LGCG - Matching Art Grant	(5,000)	(5,000)	(5,000)	(5,000)	(5,000)
024040-0141	Highway Safety Grant	-	(5,885)	(14,997)	-	-
024040-0151	VHDA Grants (VHDA)	(69,896)	(83,893)	(83,564)	(83,202)	(83,202)
024040-0152	Crim. Just. School Resource Officer	-	-	(32,075)	(64,000)	(32,075)
024040-2009	2009 PTR Distribution fr. Avail. Reimb.	32	901	-	-	-
024040-2010	2010 PTR Distribution fr. Avail. Reimb.	284	1,506	-	-	-
024040-2011	2011 PTR Distribution fr. Avail. Reimb.	471	187	-	-	-
024040-2012	2012 PTR Distribution fr. Avail. Reimb.	913	928	-	-	-
<b>24040 (cont.)</b>	<b>OTHER CATEGORICAL AID - STATE</b>					
024040-2013	2013 PTR Distribution fr. Avail. Reimb.	(1,141,137)	1,574	-	-	-
024040-2014	2014 PTR Distribution fr. Avail. Reimb.	-	(1,042,348)	(1,159,399)	-	-
024040-2015	2015 PTR Distribution fr. Avail. Reimb.	-	-	-	-	-
024040-2016	2016 PTR Tax Relief from Commonwealth	-	-	-	(1,106,617)	-
024040-2017	2017 PTR Tax Relief from Commonwealth	-	-	-	-	(1,093,152)
024040-9999	State Grants - Other	(8,287)	-	(4,490)	-	(32,582)
	<b>TOTAL OTHER CATEGORICAL AID - STATE</b>	<b>(1,731,967)</b>	<b>(1,341,282)</b>	<b>(1,163,889)</b>	<b>(1,450,242)</b>	<b>(1,462,077)</b>
<b>TOTAL - CATEGORICAL AID - STATE</b>		<b>(3,728,351)</b>	<b>(3,341,638)</b>	<b>(3,235,525)</b>	<b>(3,503,455)</b>	<b>(3,534,533)</b>
<b>TOTAL REVENUE FROM THE COMMONWEALTH</b>		<b>(4,180,559)</b>	<b>(3,773,502)</b>	<b>(3,659,141)</b>	<b>(3,975,108)</b>	<b>(3,981,579)</b>
<b>30000</b>	<b>REVENUE FROM THE FEDERAL GOVERNMENT</b>					
032010-0001	CDBG - Housing & Community Development	-	-	(4,019)	-	-
032020-0001	Social Security Adm. BTY - Jail	(400)	-	-	-	-
<b>TOTAL REVENUE FROM THE FEDERAL GOVT</b>		<b>(400)</b>	<b>-</b>	<b>(4,019)</b>	<b>-</b>	<b>-</b>



## SUSSEX COUNTY

<b>41000</b>	<b>NON-REVENUE RECEIPTS</b>					
<b>41040</b>	<b>PROCEEDS FROM INDEBTEDNESS</b>					
041040-0001	DHCD Loan Rec. for Woodfuel	-	-	-	(3,308)	-
	<b>TOTAL PROCEEDS FROM INDEBTEDNESS</b>	-	-	-	<b>(3,308)</b>	-
<b>41060</b>	<b>DESIGNATED USE UNASSIGNED FUND BALANCE</b>					
041060-0100	Designated use of Unassigned General Fund B:	-	-	-	(483,000)	(86,556)
	<b>TOTAL DESIGNATED USE OF UNASSIGNED FB</b>	-	-	-	<b>(483,000)</b>	<b>(86,556)</b>
<b>TOTAL - NON-REVENUE REVENUE RECEIPTS</b>		-	-	-	<b>(486,308)</b>	<b>(86,556)</b>
<b>TOTAL REVENUE AND OTHER SOURCES FOR GENERAL FUND</b>		<b>(20,374,415)</b>	<b>(21,402,077)</b>	<b>(20,295,943)</b>	<b>(21,675,558)</b>	<b>(22,188,656)</b>

## SUSSEX COUNTY

## FUND #105 REVENUE - VPA/DSS FUND

## - B U D G E T -

## R E V E N U E

	Actual 2013/2014 -----	Actual 2014/2015 -----	Actual 2015/2016 -----	Adopted Budget 2016/2017 -----	Adopted Budget 2017/2018 -----
<b>TOTAL - REVENUE - VPA/DSS FUND</b>					
<b>18000 MISCELLANEOUS REVENUE</b>					
<b>18030 EXPENDITURE REFUNDS</b>					
018030-0099 Expenditure Refunds-Other	(3,911)	(8,159)	-	-	-
<b>EXPENDITURE REFUNDS</b>	<b>(3,911)</b>	<b>(8,159)</b>	<b>-</b>	<b>-</b>	<b>-</b>
<b>18990 MISCELLANEOUS</b>					
018990-0001 Grants - Individual Grant Projects	(36,500)	(33,400)	-	-	-
<b>TOTAL MISCELLANEOUS</b>	<b>(36,500)</b>	<b>(33,400)</b>	<b>-</b>	<b>-</b>	<b>-</b>
<b>TOTAL - MISCELLANEOUS REVENUE</b>	<b>(40,411)</b>	<b>(41,559)</b>	<b>-</b>	<b>-</b>	<b>-</b>
<b>24000 CATEGORICAL AID - STATE</b>					
<b>24010 WELFARE-STATE</b>					
024010-0099 Public Asst/Welfare Admin. Payments	(1,587,884)	(1,517,110)	(1,500,255)	(1,781,401)	(1,653,037)
<b>TOTAL - CATEGORICAL AID - STATE</b>	<b>(1,587,884)</b>	<b>(1,517,110)</b>	<b>(1,500,255)</b>	<b>(1,781,401)</b>	<b>(1,653,037)</b>
<b>41050 FUND TRANSFERS</b>					
041050-0100 Transfers From General Fund	(378,500)	(309,157)	(354,398)	(318,251)	(325,524)
<b>TOTAL FUND TRANSFERS</b>	<b>(378,500)</b>	<b>(309,157)</b>	<b>(354,398)</b>	<b>(318,251)</b>	<b>(325,524)</b>
<b>TOTAL REVENUE FOR VPA/DSS FUND</b>	<b>(2,006,795)</b>	<b>(1,867,826)</b>	<b>(1,854,653)</b>	<b>(2,099,652)</b>	<b>(1,978,561)</b>

SUSSEX COUNTY

FUND #110 REVENUE - CSA FUND

- B U D G E T -

R E V E N U E

	Actual 2013/2014 -----	Actual 2014/2015 -----	Actual 2015/2016 -----	Adopted Budget 2016/2017 -----	Adopted Budget 2017/2018 -----
<b>18000 MISCELLANEOUS REVENUE</b>					
<b>18030 EXPENDITURE REFUNDS</b>					
018030-0099 Expenditure Refunds - Other	(2,994)	(1,159)	-	-	-
<b>TOTAL EXPENDITURE REFUNDS</b>	<b>(2,994)</b>	<b>(1,159)</b>	<b>-</b>	<b>-</b>	<b>-</b>
<b>TOTAL - MISCELLANEOUS REVENUE</b>	<b>(2,994)</b>	<b>(1,159)</b>	<b>-</b>	<b>-</b>	<b>-</b>
<b>24000 CATEGORICAL AID - STATE</b>					
<b>24020 EDUCATION</b>					
024020-0199 Comprehensive Service Grants	(766,155)	(551,237)	(466,265)	(551,942)	(551,942)
<b>TOTAL - CATEGORICAL AID - STATE</b>	<b>(766,155)</b>	<b>(551,237)</b>	<b>(466,265)</b>	<b>(551,942)</b>	<b>(551,942)</b>
<b>41050 FUND TRANSFERS</b>					
041050-0100 Transfer-in - General Fund - 23.87% match	(158,000)	(187,356)	-	(173,058)	(173,058)
<b>TOTAL - FUND TRANSFERS</b>	<b>(158,000)</b>	<b>(187,356)</b>	<b>-</b>	<b>(173,058)</b>	<b>(173,058)</b>
<b>TOTAL REVENUE FOR CSA FUND</b>	<b>(927,149)</b>	<b>(739,752)</b>	<b>(466,265)</b>	<b>(725,000)</b>	<b>(725,000)</b>

SUSSEX COUNTY

FUND #121 REVENUE -IPR PROGRAM INCOME FUND

- B U D G E T -

R E V E N U E

		Actual 2013/2014 -----	Actual 2014/2015 -----	Actual 2015/2016 -----	Adopted Budget 2016/2017 -----	Adopted Budget 2017/2018 -----
<b>10000</b>	<b>REVENUE FROM LOCAL SOURCES</b>					
<b>15010</b>	<b>REVENUE FROM USE OF MONEY</b>					
015010-0001	Interest Earned on Bank Deposit	-	-	-	-	(25)
	<b>TOTAL REVENUE FROM USE OF MONEY</b>	-	-	-	-	(25)
<b>19000</b>	<b>RECOVERED COSTS</b>					
019020-0011	IPR-Low Income Loan Payment	-	(525)	(1,075)	-	(200)
019030-0011	IPR P9 09 Grant Loan Pmt.	-	(300)	(300)	-	(300)
019060-0011	IPR P4 03 Grant Loan Pmt.	-	-	-	-	(825)
019062-0011	IPR P6 06 Grant Loan Pmt.	-	(729)	(304)	-	(700)
019063-0011	IPR 13 2013 Grant Loan Pmt.	-	(1,924)	(2,278)	-	(1,700)
	<b>TOTAL - RECOVERED COSTS</b>	-	(3,478)	(3,957)	-	(3,725)
	<b>TOTAL IPR PROGRAM INCOME FUND</b>	-	(3,478)	(3,957)	-	(3,750)

## SUSSEX COUNTY

## FUND #123 REVENUE - CDBG HOUSING PROGRAM

## - B U D G E T -

## R E V E N U E

		Actual 2013/2014 -----	Actual 2014/2015 -----	Actual 2015/2016 -----	Adopted Budget 2016/2017 -----	Adopted Budget 2017/2018 -----
<b>10000</b>	<b>REVENUE FROM LOCAL SOURCES</b>					
<b>15010</b>	<b>REVENUE FROM USE OF MONEY</b>					
015010-0001	Interest Earned on Bank Deposit	(118)	(28)	(32)	-	(25)
	<b>TOTAL REVENUE FROM USE OF MONEY</b>	<b>(118)</b>	<b>(28)</b>	<b>(32)</b>	<b>-</b>	<b>(25)</b>
<b>19000</b>	<b>RECOVERED COSTS</b>					
019020-0011	Pocahontas Loan Payment	(508)	-	-	-	(850)
019030-0011	Sussex Garden Loan Payment	(3,483)	(5,434)	(3,684)	-	(3,200)
019060-0011	CDBG - Low Income Loan Payment	(300)	(300)	(335)	-	(300)
		(4,291)	(5,734)	(4,019)	-	(4,350)
<b>TOTAL REVENUE FOR CDBG HOUSING PROGRAM</b>		<b>(4,409)</b>	<b>(5,762)</b>	<b>(4,051)</b>	<b>-</b>	<b>(4,375)</b>

## SUSSEX COUNTY

## FUND #125 REVENUE -DRUG FORFEITURE FUND

## - B U D G E T -

## R E V E N U E

		Actual 2013/2014 -----	Actual 2014/2015 -----	Actual 2015/2016 -----	Adopted Budget 2016/2017 -----	Adopted Budget 2017/2018 -----
<b>10000</b>	<b>REVENUE FROM LOCAL SOURCES</b>					
<b>15010</b>	<b>REVENUE FROM USE OF MONEY</b>					
015010-0001	Interest Earned on Bank Deposit	<u>(67)</u>	<u>(10)</u>	<u>(8)</u>	<u>-</u>	<u>-</u>
	<b>TOTAL REVENUE FROM USE OF MONEY</b>	<u><b>(67)</b></u>	<u><b>(10)</b></u>	<u><b>(8)</b></u>	<u><b>-</b></u>	<u><b>-</b></u>
016010-0010	Drug Asset Forfeiture Proceeds	<u>(10,116)</u>	<u>(6,048)</u>	<u>(6,947)</u>	<u>-</u>	<u>(10,000)</u>
		<u><b>(10,116)</b></u>	<u><b>(6,048)</b></u>	<u><b>(6,947)</b></u>	<u><b>-</b></u>	<u><b>(10,000)</b></u>
<b>TOTAL REVENUE FOR DRUG FORFEITURE FUND</b>		<u><u><b>(10,183)</b></u></u>	<u><u><b>(6,058)</b></u></u>	<u><u><b>(6,955)</b></u></u>	<u><u><b>-</b></u></u>	<u><u><b>(10,000)</b></u></u>

SUSSEX COUNTY

FUND #135 REVENUE -CAPITAL PROJECT/DEBT SERVICE RESERVE FUND

- B U D G E T -

R E V E N U E

	Actual 2013/2014 -----	Actual 2014/2015 -----	Actual 2015/2016 -----	Adopted Budget 2016/2017 -----	Adopted Budget 2017/2018 -----
<b>TOTAL - REVENUE - RESERVE FUND</b>					
<b>10000</b> REVENUE FROM LOCAL SOURCES					
<b>15010</b> REVENUE FROM USE OF MONEY					
015010-0001 Interest Earned on Bank Deposit	30,328	6,913	2,552	-	-
<b>TOTAL REVENUE FROM USE OF MONEY</b>	<b>30,328</b>	<b>6,913</b>	<b>2,552</b>	<b>-</b>	<b>-</b>
<b>41050</b> FUND TRANSFERS					
041050-0100 Transfer from General Fund	1,362,803	2,098,895	-	-	-
041050-0303 Transfer From Elem. School CP	-	-	-	-	-
<b>TOTAL FUND TRANSFERS</b>	<b>1,362,803</b>	<b>2,098,895</b>	<b>-</b>	<b>-</b>	<b>-</b>
<b>TOTAL REVENUE FOR RESERVE FUND</b>	<b>1,393,131</b>	<b>2,105,808</b>	<b>2,552</b>	<b>-</b>	<b>-</b>

SUSSEX COUNTY

FUND #201 REVENUE -LAW LIBRARY FUND

- B U D G E T -

R E V E N U E

	Actual 2013/2014 -----	Actual 2014/2015 -----	Actual 2015/2016 -----	Adopted Budget 2016/2017 -----	Adopted Budget 2017/2018 -----
<b>TOTAL - REVENUE - CAPITAL PROJECT FUND</b>					
<b>10000</b> REVENUE FROM LOCAL SOURCES					
<b>15010</b> REVENUE FROM USE OF MONEY					
015010-0001 Interest Earned on Bank Deposit	(74)	(16)	(16)	-	(25)
<b>TOTAL REVENUE FROM USE OF MONEY</b>	<b>(74)</b>	<b>(16)</b>	<b>(16)</b>	<b>-</b>	<b>(25)</b>
<b>16000</b> CHARGES FOR SERVICES					
<b>16010</b> COURT COSTS					
016010-0004 Law Library Fees	(775)	(754)	(750)	-	(750)
<b>TOTAL - CHARGES FOR SERVICES</b>	<b>(775)</b>	<b>(754)</b>	<b>(750)</b>	<b>-</b>	<b>(750)</b>
<b>TOTAL REVENUE FOR LAW LIBRARY FUND</b>	<b>(849)</b>	<b>(770)</b>	<b>(766)</b>	<b>-</b>	<b>(775)</b>



SUSSEX COUNTY

FUND #302 REVENUE -COUNTY CAPITAL IMPROVEMENTS

- B U D G E T -

R E V E N U E

	Actual 2013/2014 -----	Actual 2014/2015 -----	Actual 2015/2016 -----	Adopted Budget 2016/2017 -----	Adopted Budget 2017/2018 -----
<b>TOTAL - REVENUE - COUNTY CAPITAL PROJECT FUND</b>					
<b>10000</b> REVENUE FROM LOCAL SOURCES					
<b>15010</b> REVENUE FROM USE OF MONEY					
015010-0001 Interest Earned on Bank Deposit	-	-	(800)	-	-
<b>TOTAL REVENUE FROM USE OF MONEY</b>	<u>-</u>	<u>-</u>	<u>(800)</u>	<u>-</u>	<u>-</u>
<b>16000</b> CHARGES FOR SERVICES					
<b>16010</b> COURT COSTS					
016010-0005 Courthouse Maintenance Fees	(32,091)	(28,880)	-	-	-
<b>TOTAL - CHARGES FOR SERVICES</b>	<u>(32,091)</u>	<u>(28,880)</u>	<u>-</u>	<u>-</u>	<u>-</u>
<b>41050</b> FUND TRANSFERS					
041050-0100 Transfer from General Fund	(677,562)	(324,345)	(266,317)	(193,000)	(654,170)
041050-0135 Transfer From Reserve for Capital/Debt Fund	(741,048)	(4,490,232)	(212,289)	-	-
<b>TOTAL FUND TRANSFERS</b>	<u>(1,418,610)</u>	<u>(4,814,577)</u>	<u>(478,606)</u>	<u>(193,000)</u>	<u>(654,170)</u>
<b>TOTAL REVENUE FOR CAPITAL PROJECTS FUND</b>	<u>(1,450,701)</u>	<u>(4,843,457)</u>	<u>(479,406)</u>	<u>(193,000)</u>	<u>(654,170)</u>

SUSSEX COUNTY

FUND #305 REVENUE -MEGA SITE INDUSTRIAL PARK FUND

- B U D G E T -

R E V E N U E

	Actual 2013/2014 -----	Actual 2014/2015 -----	Actual 2015/2016 -----	Adopted Budget 2016/2017 -----	Adopted Budget 2017/2018 -----
<b>TOTAL - REVENUE - MEGA SITE INDUSTRIAL PARK FUND</b>					
<b>20000 REVENUE FROM THE COMMONWEALTH</b>					
<b>24000 CATEGORICAL AID - STATE</b>					
024040-0016 Tobacco Commission-Mega Site Park	(1,561,975)	(65,429)	(226,354)	-	-
<b>TOTAL REVENUE FROM USE OF MONEY</b>	<b>(1,561,975)</b>	<b>(65,429)</b>	<b>(226,354)</b>	<b>-</b>	<b>-</b>
<b>41050 FUND TRANSFERS</b>					
041050-0100 Transfer from General Fund	(193,909)	-	-	-	-
041050-0135 Transfer From Reserve for Capital/Debt Fund	-	(734,355)	(25,149)	-	-
<b>TOTAL FUND TRANSFERS</b>	<b>(193,909)</b>	<b>(734,355)</b>	<b>(25,149)</b>	<b>-</b>	<b>-</b>
<b>TOTAL - REVENUE - MEGA SITE INDUSTRIAL PARK FUND</b>	<b>(1,755,884)</b>	<b>(799,784)</b>	<b>(251,503)</b>	<b>-</b>	<b>-</b>

SUSSEX COUNTY

FUND #306 REVENUE - CABIN POINT INDUSTRIAL PARK FUND

- B U D G E T -

R E V E N U E

	Actual 2013/2014 -----	Actual 2014/2015 -----	Actual 2015/2016 -----	Adopted Budget 2016/2017 -----	Adopted Budget 2017/2018 -----
<b>TOTAL - REVENUE - CABIN POINT INDUSTRIAL PARK FUND</b>					
<b>20000 REVENUE FROM THE COMMONWEALTH</b>					
<b>24000 CATEGORICAL AID - STATE</b>					
024040-0016 Tobacco Commission-Cabin Point Park	-	(24,117)	(39,933)	(290,000)	-
<b>TOTAL REVENUE FROM USE OF MONEY</b>	<u>-</u>	<u>(24,117)</u>	<u>(39,933)</u>	<u>(290,000)</u>	<u>-</u>
<b>41050 FUND TRANSFERS</b>					
041050-0100 Transfer from General Fund	(1,313)	-	-	(290,000)	-
041050-0135 Transfer From Reserve for Capital/Debt Fund	-	-	-	-	-
<b>TOTAL FUND TRANSFERS</b>	<u>(1,313)</u>	<u>-</u>	<u>-</u>	<u>(290,000)</u>	<u>-</u>
<b>TOTAL - REVENUE - CABIN POINT INDUSTRIAL PARK FUND</b>	<u><b>(1,313)</b></u>	<u><b>(24,117)</b></u>	<u><b>(39,933)</b></u>	<u><b>(580,000)</b></u>	<u><b>-</b></u>
<b>TOTAL REVENUE - ALL FUNDS</b>	<u><b>(25,138,567)</b></u>	<u><b>(27,587,273)</b></u>	<u><b>(23,400,880)</b></u>	<u><b>(25,273,210)</b></u>	<u><b>(25,565,287)</b></u>



## **Tab 5**

# **Expenditure Detail – All Funds**

## SUSSEX COUNTY

## FUND #-100 EXPENDITURES - GENERAL FUND

## - B U D G E T -

## E X P E N D I T U R E S

	Actual 2013/2014 -----	Actual 2014/2015 -----	Actual 2015/2016 -----	Adopted Budget 2016/2017 -----	Adopted Budget 2017/2018 -----
<b>EXPENDITURES - GENERAL GOVERNMENT</b>					
<b>BOARD OF SUPERVISORS</b>					
011100 -111-110-000					
011100-1111-111-110	Salaries and Wages - Regular	44,106	45,000	45,624	45,900
011100-1116-111-110	Other Pay	2,950	1,800	1,500	1,200
011100-1121-111-110	Employer FICA Tax	3,600	3,580	3,605	3,512
011100-1124-111-110	Health Care Benefits	32,300	35,950	38,215	40,620
011100-1128-111-110	Worker's Comp - Self Insured	60	49	41	200
011100-1201-111-110	Organization Membership	450	450	450	450
011100-1203-111-110	Workshops and Conferences	960	3,290	2,785	14,000
011100-1204-111-110	Lodging	281	5,008	2,909	2,500
011100-1205-111-110	Meals	173	1,330	-	1,000
011100-1206-111-110	Transportation (exclude mileage)	-	977	-	1,000
011100-1207-111-110	Mileage-Training/Conferences	-	-	214	-
011100-1225-111-110	Management Consulting Services	5,750	3,000	8,630	9,600
011100-1229-111-110	Other Professional Services	2,900	-	5,721	4,000
011100-1231-111-110	Postage	191	196	248	200
011100-1232-111-110	Overnight Mail	-	-	-	150
011100-1233-111-110	Printing	95	198	65	250
011100-1234-111-110	Telecommunications	1,282	2,134	2,418	4,900
011100-1235-111-110	Advertising	4,588	4,081	1,856	3,500
011100-1241-111-110	Office Supplies	263	213	424	500
011100-1259-111-110	Equipment - Other	-	-	-	2,000
011100-1264-111-110	Gasoline/Mileage-Non Training/	1,507	1,142	997	600
011100-1294-111-110	Surety Insurance	550	-	-	-
011100-1295-111-110	Insurance Services (Non Vehicle)	2,152	2,008	2,186	2,500
	Discretionary Account	-	-	-	3,000
011100-1299-111-110	Miscellaneous Others	219,654	57	81	100
	<b>TOTAL BOARD OF SUPERVISORS</b>	<b>323,812</b>	<b>110,463</b>	<b>117,969</b>	<b>136,582</b>
				<b>148,242</b>	

## SUSSEX COUNTY

021100 -211-210-000	<b>COUNTY ADMINISTRATION</b>					
021100-1111-211-210	Salaries and Wages - Regular	312,706	233,634	358,415	428,321	485,847
021100-1116-211-210	Other Pay	5,704	21,706	3,405	1,200	1,200
021100-1117-211-210	Salaries and Wages - Overtime	-	5,254	-	-	-
021100-1118-211-210	Salaries and Wages - Part-time	6,020	90,463	1,488	-	-
021100-1121-211-210	Employer FICA Tax	23,734	25,960	26,333	32,767	37,167
021100-1123-211-210	VRS Contributions	39,983	25,280	38,228	37,992	43,095
021100-1124-211-210	Health Care Benefits	42,460	39,557	56,339	56,868	64,260
021100-1125-211-210	Group Life Insurance	4,067	2,818	4,259	5,611	6,365
021100-1126-211-210	Short & Long Term Disability Insurance	66	170	184	185	189
021100-1128-211-210	Worker's Comp - Self Insured	364	410	300	620	300
021100-1201-211-210	Organization Membership	4,998	3,699	4,016	3,120	3,000
021100-1202-211-210	Publ., Subsc., Books, Ref. Materials	2,152	2,295	781	800	800
021100-1203-211-210	Workshops and Conferences	470	1,220	1,975	3,000	4,000
021100-1204-211-210	Lodging	1,745	1,213	1,957	2,200	2,200
021100-1205-211-210	Meals	57	418	314	500	750
021100-1206-211-210	Transportation (exclude mileage)	-	80	1,550	300	300
021100-1207-211-210	Mileage-Training/Conferences	70	-	-	500	500
021100-1222-211-210	Auditing Services	15,875	16,100	16,100	16,400	16,800
021100-1225-211-210	Management Consulting Services	3,500	3,500	22,293	3,800	37,500
021100-1229-211-210	Other Professional Services	500	-	150	1,500	2,500
021100-1231-211-210	Postage	1,683	1,980	1,929	2,000	2,000
021100-1232-211-210	Overnight Mail	193	48	65	150	100
021100-1233-211-210	Printing	1,336	317	219	1,000	500
021100-1234-211-210	Telecommunications	8,679	9,520	9,793	9,800	9,800
021100-1235-211-210	Advertising	1,591	1,753	3,458	2,000	2,000
021100-1241-211-210	Office Supplies	7,892	5,786	8,418	7,500	10,000
021100-1244-211-210	Uniform Services	-	135	-	-	-
021100-1251-211-210	Computer & Printer Purchase	1,305	5,999	2,754	-	2,750
021100-1252-211-210	Equipment Lease/Rental	18,012	15,896	17,637	18,000	18,000
021100-1253-211-210	Equipment Lease/Purchase	175	-	-	1,500	1,500
021100-1254-211-210	Equipment Maintenance	1,676	-	-	-	-
021100-1255-211-210	Maintenance Service Contract	1,948	1,920	4,420	2,500	5,000
021100-1257-211-210	Furniture	-	340	526	-	1,200
021100-1258-211-210	Computer Software/Applications	250	68	188	-	-
021100-1262-211-210	Insurance	1,289	1,746	2,201	2,500	2,500
021100-1264-211-210	Gasoline/Mileage-Non Training/	6,310	5,843	1,689	3,000	2,500
021100-1265-211-210	Vehicle Maintenance & Repairs	1,035	985	1,468	1,500	1,500
021100-1277-211-210	Water Services	846	833	868	500	850
021100-1292-211-210	Bank/Credit Card Fees	-	-	275	-	250
021100-1294-211-210	Surety Insurance	550	-	-	-	-
021100-1295-211-210	Insurance Services (Non Vehicle)	2,510	2,343	2,550	2,500	2,750
021100-1299-211-210	Miscellaneous Others	340	-	3,070	-	-
021100-2120-211-210-200	County Sponsered events	639	3,049	-	1,500	1,500
	<b>TOTAL COUNTY ADMINISTRATION</b>	<b>522,730</b>	<b>532,338</b>	<b>599,615</b>	<b>651,634</b>	<b>771,473</b>

## SUSSEX COUNTY

021700 -271-210-000	<b>IT AND CENTRAL ACCOUNTING AS40</b>					
021700-1221-271-210	Accounting System	18,380	19,609	24,683	24,683	24,683
021700-1225-271-210	Management Consulting Services	16,433	13,292	-	-	-
021700-1255-271-210	Maintenance Service Contract	840	-	4,553	4,112	3,638
021700-1258-271-210	Computer Software/application	-	-	5,052	7,000	7,000
	<b>TOTAL IT &amp; CENTRAL ACCOUNTING AS40</b>	<b><u>35,653</u></b>	<b><u>32,901</u></b>	<b><u>34,288</u></b>	<b><u>35,795</u></b>	<b><u>35,321</u></b>

## SUSSEX COUNTY

022100 -281-220-000	<b>COUNTY ATTORNEY</b>					
022100-1111-281-220	Salaries and Wages	65,588	75,780	49,226	-	-
022100-1116-281-220	Other Pay	-	-	3,055	-	-
022100-1121-281-220	Employer FICA Tax	5,018	5,800	4,004	-	-
022100-1123-281-220	VRS Contributions	-	3,471	5,694	-	-
022100-1124-281-220	Health Care Benefits	-	4,215	5,160	-	-
022100-1125-281-220	Group Life Insurance	-	387	634	-	-
022100-1128-281-220	Worker's Comp - Self Insured	61	63	66	-	-
022100-1201-281-220	Organization Membership	300	300	300	-	-
022100-1202-281-220	Publ., Subsc., Books, Ref. Materials	1,587	778	709	-	-
022100-1203-281-220	Workshops and Conferences	710	750	55	-	-
022100-1204-281-220	Lodging	583	446	-	-	-
022100-1207-281-220	Mileage-Training/Conferences	162	24	-	-	-
022100-1223-281-220	Legal Services	-	-	17,941	75,000	75,000
022100-1241-281-220	Office Supplies	116	61	91	-	-
022100-1254-281-220	Equipment Maintenance	-	-	-	-	-
022100-1295-281-220	Insurance Services (Non Vehicle)	92	335	364	-	-
	<b>TOTAL COUNTY ATTORNEY</b>	<b>74,217</b>	<b>92,410</b>	<b>87,299</b>	<b>75,000</b>	<b>75,000</b>



## SUSSEX COUNTY

023100 -291-230-000	<b>REGISTRAR/BOARD OF ELECTIONS</b>					
023100-1111-291-230	Salaries and Wages - Regular	75,396	75,396	76,653	76,904	86,653
023100-1116-291-230	Other Pay	10	-	-	-	-
023100-1117-291-230	Salaries and Wages - Over-time	-	-	294	-	-
023100-1118-291-230	Salaries and Wages - Part-time	10,588	11,606	14,461	8,050	9,900
023100-1121-291-230	Employer FICA Tax	6,584	6,661	6,999	6,499	7,387
023100-1123-291-230	VRS Contributions	8,882	8,052	8,186	6,821	6,958
023100-1124-291-230	Health Care Benefits	13,840	14,380	15,544	16,248	18,360
023100-1125-291-230	Group Life Insurance	897	897	912	1,007	1,028
023100-1128-291-230	Worker's Comp - Self Insured	93	94	78	150	100
023100-1201-291-230	Organization Membership	295	170	330	200	200
023100-1202-291-230	Publ., Subsc., Books, Ref. Materials	-	-	-	-	-
023100-1203-291-230	Workshops and Conferences	285	394	500	500	500
023100-1204-291-230	Lodging	751	422	830	750	750
023100-1205-291-230	Meals	50	15	57	150	150
023100-1207-291-230	Mileage-Training/Conferences	548	920	311	1,075	500
023100-1216-291-230	Election Officers	6,140	5,596	19,114	15,633	16,000
023100-1224-291-230	Information System Services	-	65	-	-	-
023100-1229-291-230	Other Professional Services	11,951	6,696	18,692	12,000	14,000
023100-1231-291-230	Postage	2,260	919	1,547	2,300	1,500
023100-1233-291-230	Printing	1,187	666	2,135	2,400	2,500
023100-1234-291-230	Telecommunications	3,557	4,527	4,782	3,335	3,335
023100-1235-291-230	Advertising	646	742	187	1,000	1,000
023100-1241-291-230	Office Supplies	1,335	945	1,127	1,750	1,200
023100-1251-291-230	Computer & Printer Purchase	-	-	-	-	-
023100-1253-291-230	Equipment Lease/Purchase	924	-	1,217	1,025	2,000
023100-1254-291-230	Equipment Maintenance	-	-	55	-	-
023100-1257-291-230	Furniture	-	237	-	-	-
023100-1258-291-230	Computer Software/Applications	-	-	-	-	-
023100-1264-291-230	Gasoline/Mileage-Non Training/	107	-	608	-	-
023100-1271-291-230	Building Lease/Rental	3,600	3,400	3,600	3,600	3,600
023100-1295-291-230	Insurance Services (Non Vehicle)	450	335	364	300	500
	<b>TOTAL REGISTRAR/BD OF ELECTIONS</b>	<b>150,376</b>	<b>143,135</b>	<b>178,583</b>	<b>161,697</b>	<b>178,121</b>

## SUSSEX COUNTY

031100 -311-310-000	<b>COMMISSIONER OF REVENUE</b>					
031100-1111-311-310	Salaries and Wages - Regular	145,917	145,917	148,350	148,836	151,813
031100-1121-311-310	Employer FICA TAX	9,813	9,822	10,481	11,386	11,614
031100-1123-311-310	VRS Contributions	17,189	15,584	15,844	13,202	13,466
031100-1124-311-310	Health Care Benefits	20,760	21,570	23,316	24,372	27,540
031100-1125-311-310	Group Life Insurance	1,736	1,736	1,765	1,949	1,989
031100-1128-311-310	Worker's comp - Self Insured	145	156	132	200	150
031100-1201-311-310	Organization Membership	1,490	840	840	900	900
031100-1203-311-310	Workshops and Conferences	167	600	300	625	625
031100-1204-311-310	Lodging	-	317	393	450	450
031100-1205-311-310	Meals	-	-	49	100	100
031100-1206-311-310	Transportation (exclude mileage)	-	-	-	-	-
031100-1207-311-310	Mileage-Training/Conferences	-	-	47	250	100
031100-1208-311-310	Tuition Reimbursement	-	-	-	-	-
031100-1221-311-310	Accounting System	-	-	-	-	-
031100-1224-311-310	Information Systems Services	-	2,479	2,694	-	2,700
031100-1229-311-310	Other Professional Services	7,631	13,720	13,047	9,100	9,200
031100-1231-311-310	Postage	2,932	4,984	3,609	5,500	5,000
031100-1234-311-310	Telecommunications	2,197	3,135	3,410	3,900	3,500
031100-1235-311-310	Advertising	-	108	-	-	-
031100-1241-311-310	Office Supplies	3,373	1,222	2,126	3,000	2,200
031100-1251-311-310	Computer & Printer Purchases	158	-	-	-	-
031100-1252-311-310	Equipment Lease/Rental	3,592	2,695	2,720	3,500	3,500
031100-1254-311-310	Equipment Maintenance	-	-	246	-	-
031100-1255-311-310	Maintenance Service Contract	564	564	564	1,500	3,500
031100-1258-311-310	Computer Software/Applications	123	162	120	-	-
	<b>TOTAL COMMISSIONER OF REVENUE</b>	<b>217,787</b>	<b>225,611</b>	<b>230,053</b>	<b>228,770</b>	<b>238,347</b>

## SUSSEX COUNTY

TREASURER & LICENSE BUREAU						
041100 -411-410-000	<b>TREASURER</b>					
041100-1111-411-410	Salaries and Wages - Regular	200,355	195,558	198,818	199,470	203,459
041100-1116-411-410	Other Pay	8,409	600	600	600	600
041100-1118-411-410	Salary and Wages - Part Time	1,460	2,560	-	2,295	2,295
041100-1121-411-410	Employer FICA Tax	15,877	14,993	15,498	15,436	15,740
041100-1123-411-410	VRS Contributions	23,416	20,886	21,234	17,692	18,047
041100-1124-411-410	Health Care Benefits	26,482	28,313	31,088	32,496	36,720
041100-1125-411-410	Group Life Insurance	2,365	2,327	2,366	2,613	2,666
041100-1128-411-410	Worker's Comp - Self Insured	197	209	177	250	250
041100-1201-411-410	Organization Membership	680	1,075	725	750	750
041100-1202-411-410	Publ., Subsc., Books, Ref. Materials	142	85	92	125	125
041100-1203-411-410	Workshops and Conferences	1,205	1,165	1,920	1,500	1,500
041100-1204-411-410	Lodging	368	1,390	1,511	1,500	1,500
041100-1205-411-410	Meals	861	378	443	400	400
041100-1207-411-410	Mileage-Training/Conferences	989	669	686	900	750
041100-1221-411-410	Accounting System	-	-	-	-	-
041100-1222-411-410	Auditing Services	15,875	16,100	16,100	16,450	16,450
041100-1224-411-410	Information Sys Serv VEC	1,030	1,081	931	1,150	1,150
041100-1231-411-410	Postage	7,912	8,301	8,290	8,300	8,300
041100-1234-411-410	Telecommunications	3,266	4,247	4,646	4,502	4,500
041100-1235-411-410	Advertising	99	-	-	200	200
041100-1241-411-410	Office Supplies	3,982	2,877	5,222	4,000	4,000
041100-1251-411-410	Computer & Printer Purchase	41	1,669	2,313	2,500	2,405
041100-1252-411-410	Equipment Lease/Rental	612	576	432	650	650
041100-1253-411-410	Equipment Lease/Purchase	357	-	-	-	-
041100-1254-411-410	Equipment Manitenance	29	-	28	200	200
041100-1255-411-410	Maintenance Service Contract	564	564	564	600	3,580
041100-1257-411-410	Office Funiture	1,700	-	-	-	-
041100-1258-411-410	Computer Software/Applications	153	388	220	300	300
041100-1264-411-410	Gasoline/Mileage-Non Training/	53	784	289	200	200
041100-1277-411-410	Water Services	35	-	57	75	170
041100-1291-411-410	Judicial Land Sale Expenses	14,152	21,246	5,467	15,000	15,000
041100-1292-411-410	Bank/CC & Other Fees	10,508	12,708	10,833	11,170	11,170
	<b>TREASURER</b>	<b>343,174</b>	<b>340,749</b>	<b>330,550</b>	<b>341,324</b>	<b>353,077</b>
041100 -412-410-000	<b>LICENSE BUREAU</b>					
041100-1241-412-410	Office Supplies	600	1,199	1,059	1,200	1,200
041100-1296-412-410	Refund to Towns	30,510	26,459	28,058	27,500	27,500
041100-1299-412-410	Misc. Oth.-DMV Stops	14,420	15,700	19,300	15,000	19,000
	<b>TOTAL LICENSE BUREAU</b>	<b>45,530</b>	<b>43,358</b>	<b>48,417</b>	<b>43,700</b>	<b>47,700</b>
	<b>TOTAL TREASURER &amp; LICENSE BUREAU</b>	<b>388,704</b>	<b>384,107</b>	<b>378,967</b>	<b>385,024</b>	<b>400,777</b>
	<b>TOTAL GENERAL GOVERNMENT</b>	<b>1,713,279</b>	<b>1,520,965</b>	<b>1,626,774</b>	<b>1,674,502</b>	<b>1,847,281</b>

## SUSSEX COUNTY

061100 -611-610-000	<b>CIRCUIT COURT</b>					
061100-1212-611-610	Compensation Jury Commission	90	90	90	90	90
061100-1213-611-610	Witness Fees	5,830	4,391	9,189	4,000	4,000
061100-1214-611-610	Comp Court Administrator	18,422	18,779	19,353	20,000	20,000
061100-1217-611-610	Commission/Board Compensation	150	150	150	150	150
061100-1223-611-610	Legal Services - Court Appt. Attorneys	5,731	4,871	1,335	1,500	1,500
061100-1231-611-610	Postage	1,559	-	2,086	1,500	1,500
061100-1234-611-610	Telecommunications	2,828	2,673	2,843	2,000	2,000
061100-1241-611-610	Office Supplies	5,433	5,578	5,545	6,000	5,600
061100-1253-611-610	Equipment Lease/Purchase	474	-	-	-	-
061100-1277-611-610	Water Services	361	704	178	350	350
	<b>CIRCUIT COURT</b>	<b>40,878</b>	<b>37,236</b>	<b>40,769</b>	<b>35,590</b>	<b>35,190</b>

## SUSSEX COUNTY

061100 -612-610-000	<b>GENERAL DISTRICT COURT</b>					
061100-1118-612-610	Salaries and Wages - Part-time	-	-	-	-	12,240
061100-1121-612-610	Employer FICA Tax	-	-	-	-	936
061100-1201-612-610	Organization Membership	40	60	-	250	250
061100-1202-612-610	Publ., Subsc., Books, Ref. Materials	-	369	369	370	370
061100-1203-612-610	Workshops and Conferences	60	-	210	700	500
061100-1204-612-610	Lodging	-	8,091	4,492	2,000	3,000
061100-1205-612-610	Meals	-	-	15	-	-
061100-1206-612-610	Transportation	-	696	-	1,300	1,000
061100-1207-612-610	Mileage-Training/Conferences	-	433	238	200	200
061100-1229-612-610	Other Professional Services	-	-	-	-	1,270
061100-1231-612-610	Postage	48	50	48	-	-
061100-1234-612-610	Telecommunications	8,483	7,873	7,758	7,700	7,700
061100-1241-612-610	Office Supplies	918	147	1,104	750	750
061100-1244-612-610	Uniforms	-	467	-	-	-
061100-1251-612-610	Computer & Printer Purchase	-	-	-	-	-
061100-1252-612-610	Equipment Lease/Rental	5,536	4,575	3,210	8,872	4,500
061100-1253-612-610	Equipment Lease/Purchase	-	60	-	-	-
061100-1255-612-610	Maintenance Service Contract	-	10	-	1,300	2,800
061100-1272-612-610	Building Maintenance & Repairs	-	-	-	-	-
061100-1277-612-610	Water Services	230	418	526	250	500
	<b>TOTAL GENERAL DISTRICT COURT</b>	<b>15,315</b>	<b>23,249</b>	<b>17,970</b>	<b>23,692</b>	<b>36,016</b>
061100 -613-610-000	<b>SPECIAL MAGISTRATES</b>					
061100-1201-613-610	Organization Membership	25	-	20	25	-
061100-1234-613-610	Telecommunications	4,934	7,405	8,375	7,100	7,500
061100-1241-613-610	Office Supplies	56	-	-	-	-
061100-1257-613-610	Furniture	-	200	-	-	-
	<b>SPECIAL MAGISTRATES</b>	<b>5,015</b>	<b>7,605</b>	<b>8,395</b>	<b>7,125</b>	<b>7,500</b>
061100 -614-610-000	<b>JUV &amp; DOM RELATIONS COURT</b>					
061100-1229-614-610	Sixth Judicial CSU - VJCCCA	8,941	8,941	8,941	12,262	12,262
	<b>JUV &amp; DOM RELATIONS COURT</b>	<b>8,941</b>	<b>8,941</b>	<b>8,941</b>	<b>12,262</b>	<b>12,262</b>
	<b>TOTAL CIRCUIT COURT</b>	<b>70,149</b>	<b>77,031</b>	<b>76,075</b>	<b>78,669</b>	<b>90,968</b>

## SUSSEX COUNTY

062100 -621-620-000	<b>CLERK OF COURTS</b>					
062100-1111-621-620	Salaries and Wages - Regular	197,198	197,198	234,035	234,802	239,498
062100-1118-621-620	Salaries and Wages - Part-time	16,206	13,666	-	-	-
062100-1121-621-620	Employer FICA Tax	16,644	16,478	18,261	17,962	18,322
062100-1123-621-620	VRS Contributions	23,230	21,061	24,995	20,827	21,244
062100-1124-621-620	Health Care Benefits	20,760	21,570	31,733	32,496	36,720
062100-1125-621-620	Group Life Insurance	2,347	2,347	2,785	3,076	3,137
062100-1126-621-620	Short & Long Term Disability Insurance	-	-	198	200	203
062100-1128-621-620	Worker's Comp - Self Insured	212	229	193	250	200
062100-1201-621-620	Organization Membership	320	320	320	-	320
062100-1222-621-620	Auditing Services	2,157	-	2,071	2,000	1,780
062100-1231-621-620	Postage	60	1,657	66	-	-
062100-1233-621-620	Printing	348	2,626	-	2,000	2,000
062100-1234-621-620	Telecommunications	1,995	2,030	2,355	2,000	2,000
062100-1236-621-620	Microfilming & Scanning Services	8,890	8,916	8,745	9,000	8,600
062100-1236-621-620-700	Microfilm, Rest.& Binding Records	15,227	-	12,000	10,000	12,782
062100-1241-621-620	Office Supplies	2,300	2,554	2,248	2,500	2,500
062100-1251-621-620	Computer & Printer Purchase	-	351	-	-	-
062100-1252-621-620	Equipment Lease/Rental	8,305	2,403	2,305	2,500	2,500
062100-1252-621-620-700	Equipment - Record Grant	6,000	-	4,490	6,000	19,800
062100-1254-621-620	Equipment Maintenance	2,253	478	1,159	2,000	1,480
062100-1255-621-620	Maintenance Service Contract	6,600	7,028	5,100	3,600	3,600
062100-1258-621-620	ComputerSoftware/Applications	34	34	-	-	-
062100-1277-621-620	Water Services	303	326	428	300	375
062100-1292-621-620	Bank/CC & Other Fees	977	1,004	1,289	1,000	1,000
	<b>TOTAL CLERK OF COURTS</b>	<b>332,366</b>	<b>302,276</b>	<b>354,776</b>	<b>352,513</b>	<b>378,061</b>

## SUSSEX COUNTY

<b>063100 -631-630-000</b>	<b>COMMONWEALTH'S ATTORNEY</b>					
063100-1111-631-630	Salaries and Wages - Regular	297,679	281,520	318,580	297,130	306,667
063100-1116-631-630	Other Pay	-	2,273	-	-	-
063100-1117-631-630	Salaries and Wages - Overtime	-	296	-	1,500	-
063100-1118-631-630	Salaries and Wages - Part Time	1,940	11,342	480	12,000	10,251
063100-1121-631-630	Employer FICA Tax	21,402	21,000	22,624	23,763	24,244
063100-1123-631-630	VRS Contributions	35,066	30,051	32,909	26,355	27,202
063100-1124-631-630	Health Care Benefits	28,275	33,570	40,150	32,496	36,720
063100-1125-631-630	Group Life Insurance	3,542	3,348	3,667	3,893	4,017
063100-1126-631-630	Short & Long Term Disability Insurance	-	31	378	-	387
063100-1128-631-630	Worker's Comp - Self Insured	281	288	244	379	280
063100-1201-631-630	Organization Membership	532	890	1,270	1,000	1,270
063100-1202-631-630	Pub., Subsc., Books, Ref. Materials	1,199	888	1,246	1,000	1,000
063100-1203-631-630	Workshops and Conferences	970	150	50	1,000	1,000
063100-1204-631-630	Lodging	1,046	820	1,233	1,500	1,500
063100-1205-631-630	Meals	314	-	144	400	400
063100-1206-631-630	Transportation (exclude mileage)	-	-	-	-	-
063100-1207-631-630	Mileage-Training/Conferences	658	455	618	600	600
063100-1224-631-630	Information Systems Services	6,390	-	2,877	5,000	2,500
063100-1229-631-630	Other Professional Services	1,405	-	-	-	-
063100-1231-631-630	Postage	878	868	723	1,000	750
063100-1233-631-630	Printing	741	1,195	981	800	800
063100-1234-631-630	Telecommunications	9,624	9,305	9,742	8,500	8,500
063100-1241-631-630	Office Supplies	1,728	1,888	2,791	2,000	2,000
063100-1251-631-630	Computer & Printer Purchases	547	5,000	-	1,000	1,000
063100-1252-631-630	Equipment Lease/Rental	65	-	-	-	300
063100-1255-631-630	Maintenance Service Contract	203	322	178	250	250
063100-1257-631-630	Furniture	16,227	-	-	-	-
063100-1258-631-630	Computer Software/Applications	16,657	20,444	3,266	350	3,200
063100-1264-631-630	Gasoline/Mileage-Non Training/	98	67	76	-	-
063100-1277-631-630	Water Services	113	96	359	125	350
063100-1292-631-630	Bank/CC & Other Fees	131	22	96	100	-
063100-1295-631-630	Insurance Services (Non Vehicle)	359	-	-	185	-
	<b>TOTAL COMMONWEALTH'S ATTORNEY</b>	<b>448,070</b>	<b>426,129</b>	<b>444,682</b>	<b>422,326</b>	<b>435,188</b>

## SUSSEX COUNTY

<b>063100 -632-630-000</b>	<b>VICTIM/WITNESS PROGRAM</b>					
063100-1111-632-630	Salaries and Wages - Regular	48,394	48,394	49,201	49,362	53,683
063100-1121-632-630	Employer FICA Tax	3,679	3,684	3,752	3,776	4,107
063100-1123-632-630	VRS Contributions	5,701	5,169	5,255	4,378	4,762
063100-1124-632-630	Health Care Benefits	6,920	7,190	7,772	8,124	9,180
063100-1125-632-630	Group Life Insurance	576	576	586	646	703
063100-1128-632-630	Worker's Comp - Self Insured	48	52	44	146	50
063100-1201-632-630	Organization Membership	-	-	-	-	100
063100-1203-632-630	Workshops and Conferences		-	100	75	250
063100-1204-632-630	Lodging		-	-	-	144
063100-1205-632-630	Meals		-	-	-	66
063100-1207-632-630	Mileage-Training/Conferences	-	-	-	-	228
063100-1231-632-630	Postage	168	254	495	200	300
063100-1233-632-630	Printing	141	78	1,284	150	150
063100-1234-632-630	Telecommunications	1,070	937	685	1,070	1,000
063100-1241-632-630	Office Supplies	446	493	1,010	500	500
063100-1251-632-630	Computer & Printer Purchases	-	-	-	-	-
063100-1257-632-630	Furniture	-	-	1,673	-	-
063100-1258-632-630	Computer Software/Applications	238	9	-	-	-
	<b>TOTAL VICTIM/WITNESS PROGRAM</b>	<b>67,381</b>	<b>66,836</b>	<b>71,857</b>	<b>68,427</b>	<b>75,223</b>
	<b>TOTAL COMMONWEALTH'S ATTY. DEPT.</b>	<b>515,451</b>	<b>492,965</b>	<b>516,539</b>	<b>490,753</b>	<b>510,411</b>
	<b>TOTAL JUDICIAL ADMINISTRATION</b>	<b>917,966</b>	<b>872,272</b>	<b>947,390</b>	<b>921,935</b>	<b>979,440</b>



## SUSSEX COUNTY

<b>PUBLIC SAFETY</b>						
021500 -251-210-000	<b>FIRE &amp; RESCUE</b>					
021500-1254-251-210	Equipment Maintenance	8,182	8,523	18,964	8,000	8,000
021500-1256-251-210	Communication Equipment	5,166	5,559	3,795	5,000	23,215
021500-1262-251-210	Insurance	21,923	16,632	20,230	20,500	20,500
021500-1265-251-210	Vehicle Maintenance & Rpairs	34,022	25,855	37,390	40,000	37,500
021500-1279-251-210	Propane Gas & Electric	2,961	2,885	1,854	1,500	1,500
021500-1295-251-210	Insurance Services (Non Vehicle)	23,022	22,134	22,376	23,100	23,100
021500-2110-251-210-500	Courthouse Vol Fire Dept	6,000	6,000	6,000	16,000	16,000
021500-2110-251-210-501	Wakefield Vol Fire Dept	6,000	6,000	6,000	6,000	6,000
021500-2110-251-210-502	Stony Creek Vol Fire Dept	6,000	6,000	6,000	6,000	6,000
021500-2110-251-210-503	Jarratt Vol Fire Dept	6,000	6,000	6,000	6,000	6,000
021500-2110-251-210-504	State Fireman's Fund - GRANT	-	20,437	-	54,389	84,389
021500-2110-251-210-505	Old Hickory Vol Fire Dept	1,800	-	-	1,800	1,800
021500-2110-251-210-506	Waverly Vol Fire Dept	6,000	-	6,000	6,000	6,000
	<b>TOTAL FIRE &amp; RESCUE</b>	<b>127,076</b>	<b>126,025</b>	<b>134,609</b>	<b>194,289</b>	<b>240,004</b>
021500 -252-210-000	<b>AMBULANCE &amp; RESCUE</b>					
021500-1254-252-210	Equipment Maintenance	125	45	-	2,000	2,000
021500-1256-252-210	Communication Equipment	1,366	672	161	2,000	9,286
021500-1262-252-210	Insurance	8,764	13,175	7,345	7,500	7,500
021500-1265-252-210	Vehicle Maintenance & Repairs	8,882	6,875	11,828	10,000	12,000
021500-1295-252-210	Insurance Services (Non Vehicle)	9,337	8,854	8,952	9,325	9,325
021500-2110-252-210-520	Stony Creek Vol Rescue Squad	10,948	-	-	6,000	6,000
021500-2110-252-210-521	Waverly Vol Rescue Squad	10,948	6,000	6,000	6,000	6,000
021500-2110-252-210-522	Four for Life - Emg. Med Services	-	9,825	-	9,816	10,000
021500-2110-252-210-523	Chesterfield Co. - Med. Flight	1,200	1,300	1,600	400	400
021500-2110-252-210-524	Emergency Med. SVC - Pd EMT.	618,054	686,816	661,565	694,000	975,000
	<b>TOTAL AMBULANCE &amp; RESCUE</b>	<b>669,624</b>	<b>733,562</b>	<b>697,451</b>	<b>747,041</b>	<b>1,037,511</b>

## SUSSEX COUNTY

021500 -253-210-000	<b>EMERGENCY SERVICES</b>					
021500-1111-253-210	Salaries and Wages - Regular	61,728	61,728	62,757	62,963	64,222
021500-1116-253-210	Other Pay	-	-	4,943	-	-
021500-1115-253-210	Emergency Operation Pay #41.5	-	-	-	-	-
021500-1121-253-210	Employer FICA Tax	4,751	4,751	5,189	4,817	4,913
021500-1123-253-210	VRS Contributions	7,272	6,593	6,702	5,585	5,697
021500-1124-253-210	Health Care Benefits	6,920	7,190	7,772	8,124	9,180
021500-1125-253-210	Group Life Insurance	735	735	747	825	842
021500-1126-253-210	(LEOS) Line of Duty & Disability	24,215	25,017	25,930	26,000	26,000
021500-1128-253-210	Worker's Comp - Self Insured	1,240	1,527	1,331	1,200	1,500
021500-1201-253-210	Organization Membership	20	20	20	100	100
021500-1202-253-210	Publ., Subsc., Books, Ref. Materials	-	197	-	250	250
021500-1203-253-210	Workshops and Conferences	1,315	1,410	-	1,500	1,500
021500-1204-253-210	Lodging	822	1,012	80	1,000	1,000
021500-1205-253-210	Meals	574	643	49	600	600
021500-1219-253-210	Other Fees/Compensation	-	-	8	-	-
021500-1231-253-210	Postage	-	11	44	-	-
021500-1234-253-210	Telecommunications	4,098	4,572	5,061	5,000	5,000
021500-1235-253-210	Advertising	-	55	-	-	-
021500-1241-253-210	Office Supplies	588	254	568	500	500
021500-1244-253-210	Uniform Services	1,357	961	790	1,000	1,000
021500-1248-253-210	Civil Defense/Disaster Supplies	180	-	548	1,000	1,000
021500-1251-253-210	Computer & Printer Purchase	-	-	1,051	-	-
021500-1252-253-210	Equipment Lease/Rental	-	-	-	21,700	22,000
021500-1254-253-210	Equipment Maintenance	58,848	57,798	51,618	55,000	55,000
021500-1255-253-210	Maintenance Service Contract	5,960	5,463	5,960	6,000	6,000
021500-1256-253-210	Communication Equipment	16,397	16,000	16,478	16,500	16,500
021500-1258-253-210	Computer Software/Applications	9	9	-	-	-
021500-1262-253-210	Insurance	304	902	511	525	525
021500-1263-253-210	Registration/Inspections	-	57	-	-	-
021500-1264-253-210	Gasoline/Mileage-Non Training/	2,543	1,755	1,067	1,000	1,000
021500-1265-253-210	Vehicle Maintenance & Repairs	1,315	2,075	1,662	1,500	1,500
021500-1295-253-210	Insurance Services (Non Vehicle)	450	335	364	400	400
	<b>TOTAL EMERGENCY SERVICES</b>	<b>201,641</b>	<b>201,070</b>	<b>201,250</b>	<b>223,089</b>	<b>226,229</b>
021500 -255-210-000	<b>FOREST FIRE EXTINCTION</b>					
021500-2110-255-210	Forest Fire Extinction	23,837	23,837	23,837	24,000	24,000
	<b>TOTAL FOREST FIRE EXTINCTION</b>	<b>23,837</b>	<b>23,837</b>	<b>23,837</b>	<b>24,000</b>	<b>24,000</b>

## SUSSEX COUNTY

021600 -261-210-000	<b>ANIMAL CONTROL</b>					
021600-1111-261-210	Salaries and Wages - Regular	62,145	62,726	70,188	70,418	71,827
021600-1116-261-210	Other Pay	1,159	206	-	-	-
021600-1117-261-210	Salaries and Wages - Overtime	39	30	-	-	-
021600-1118-261-210	Salaries and Wages - Part-time	46,920	52,507	50,424	50,000	42,840
021600-1121-261-210	Employer FICA Tax	8,354	8,751	9,107	9,212	8,772
021600-1123-261-210	VRS Contributions	7,321	6,704	7,496	6,246	6,371
021600-1124-261-210	Health Care Benefits	6,920	7,190	7,772	16,248	18,360
021600-1125-261-210	Group Life Insurance	739	747	835	922	941
021600-1128-261-210	Worker's Comp - Self Insured	1,608	1,958	1,561	1,800	1,500
021600-1201-261-210	Organization Membership	15	200	45	200	200
021600-1202-261-210	Publ., Subsc, Books, Ref. Materials	-	61	54	100	100
021600-1203-261-210	Workshops and Conferences	-	99	210	500	250
021600-1204-261-210	Lodging	-	-	-	-	300
021600-1205-261-210	Meals	268	115	22	250	250
021600-1215-261-210	Inmate Pay	-	-	-	-	-
021600-1227-261-210	Medical Services	16,940	11,530	8,792	15,000	10,000
021600-1231-261-210	Postage	5	6	-	30	30
021600-1234-261-210	Telecommunications	3,856	3,780	5,057	5,500	5,500
021600-1235-261-210	Advertising	1,126	178	467	500	500
021600-1241-261-210	Office Supplies	3,515	1,696	2,917	1,800	1,800
021600-1242-261-210	Agricultural Supplies	3,720	4,904	3,798	5,500	5,000
021600-1244-261-210	Uniform Services	2,477	1,363	3,733	2,500	2,500
021600-1245-261-210	Law Enforcement Supplies	1,493	615	2,552	1,500	1,500
021600-1247-261-210	Janitorial Supplies	7,555	2,813	5,288	5,000	5,000
021600-1251-261-210	Computer & Printer Purchase	-	1,067	738	750	-
021600-1254-261-210	Equipment Maintenance	2,482	18	58	500	250
021600-1258-261-210	Computer Software/Application	17	17	-	-	-
021600-1259-261-210	Other Equipment Purchases	1,198	901	6,503	1,000	1,000
021600-1262-261-210	Insurance	1,289	1,164	1,651	-	1,700
021600-1264-261-210	Gasoline/Mileage-Non Training/	9,078	7,460	5,229	8,000	6,000
021600-1265-261-210	Vehicle Maintenance & Repairs	4,556	7,953	8,151	5,000	5,000
021600-1272-261-210	Building Maintenance & Repairs	3,846	1,769	5,090	4,000	2,500
021600-1274-261-210	Grounds Maintenance & Repairs	186	744	1,479	1,000	1,000
021600-1295-261-210	Insurance Services (Non Vehicle)	1,618	1,339	1,654	2,000	1,500
	<b>TOTAL ANIMAL CONTROL</b>	<b>200,445</b>	<b>190,611</b>	<b>210,871</b>	<b>215,476</b>	<b>202,491</b>
	<b>TOTAL PUBLIC SAFETY</b>	<b>1,222,623</b>	<b>1,275,105</b>	<b>1,268,018</b>	<b>1,403,895</b>	<b>1,730,235</b>

## SUSSEX COUNTY

<b>SHERIFF'S OPERATIONS &amp; JAIL</b>						
051100 -511-510-000	<b>COURTROOM SECURITY</b>					
051100-1111-511-510	Salaries and Wages - Regular	74,549	74,549	76,642	81,173	84,703
051100-1117-511-510	Salaries and Wages - Overtime	85,878	94,265	86,013	70,000	90,000
051100-1121-511-510	Employer FICA Tax	12,251	12,870	12,378	11,565	13,365
051100-1123-511-510	VRS Contributions	8,782	7,962	8,185	7,200	7,513
051100-1124-511-510	Health Care Benefits	13,840	14,380	15,544	16,248	18,360
051100-1125-511-510	Group Life Insurance	887	887	912	1,064	1,110
	<b>TOTAL COURTROOM SECURITY</b>	<b>196,187</b>	<b>204,913</b>	<b>199,674</b>	<b>187,250</b>	<b>215,051</b>

## SUSSEX COUNTY

051100 -512-510-000	<b>FIELD OPERATIONS</b>					
051100-1111-512-510	Salaries and Wages - Regular	714,846	801,915	796,909	877,832	913,146
051100-1116-512-510	Other Pay	4,617	8,115	5,321	600	1,200
051100-1117-512-510	Salaries and Wages - Overtime	-	1,204	-	-	-
051100-1118-512-510	Salaries and Wages - Part-time	13,375	-	-	-	-
051100-1121-512-510	Employer FICA Tax	55,561	61,549	61,258	67,154	69,856
051100-1123-512-510	VRS Contributions	84,145	83,890	84,913	77,864	80,996
051100-1124-512-510	Health Care Benefits	105,853	123,965	136,662	162,916	184,093
051100-1125-512-510	Group Life Insurance	8,500	9,348	9,461	11,500	11,962
051100-1128-512-510	Worker's Comp - Self Insured	16,736	21,034	20,212	20,171	20,250
051100-1201-512-510	Organization Membership	1,868	1,875	2,064	2,000	2,000
051100-1202-512-510	Publ., Subsc., Books, Ref. Materials	1,035	1,696	1,374	1,500	1,500
051100-1203-512-510	Workshops and Conferences	6,834	3,250	6,555	4,500	4,500
051100-1204-512-510	Lodging	7,797	7,872	5,164	6,500	6,500
051100-1205-512-510	Meals	2,906	3,497	2,794	3,000	3,000
051100-1207-512-510	Mileage-Training/Conferences	393	206	324	1,500	500
051100-1224-512-510	Information Systems Services	-	-	1,236	-	1,000
051100-1227-512-510	Medical Services incl. K9	899	1,154	792	1,000	1,000
051100-1231-512-510	Postage	1,015	1,282	1,523	1,500	1,500
051100-1233-512-510	Printing	900	561	390	1,000	500
051100-1234-512-510	Telecommunications	15,789	13,481	15,654	17,000	17,000
051100-1235-512-510	Advertising	237	128	349	500	350
051100-1241-512-510	Office Supplies	4,629	4,971	4,955	6,000	5,000
051100-1242-512-510	Agricultural Supplies K-9	115	152	156	500	250
051100-1244-512-510	Uniform Services	15,951	12,855	12,532	15,000	13,000
051100-1245-512-510	Law Enforcement Supplies	27,806	36,436	34,099	35,000	35,000
051100-1251-512-510	Computer & Printer Purchase	3,604	226	1,337	2,500	2,500
051100-1252-512-510	Equipment Lease/Rental	3,970	11,607	48,823	3,500	4,500
051100-1254-512-510	Equipment Maintenance	906	-	300	700	700
051100-1255-512-510	Maintenance Service Contract	18,475	13,475	13,475	20,450	5,450
051100-1256-512-510	Communication Equipment	5,765	951	2,701	2,500	2,500
051100-1257-512-510	Furniture	1,057	2,323	285	-	-
051100-1258-512-510	Computer Software/Applications	5,187	55,528	1,955	1,700	1,700
051100-1259-512-510	Other Equipment Purchases	-	-	646	-	-
051100-1262-512-510	Insurance	17,395	15,710	18,157	17,009	18,000
051100-1264-512-510	Gasoline/Mileage-Non Training/	137,384	101,726	69,494	110,000	100,000
051100-1265-512-510	Vehicle Maintenance & Repairs	117,224	114,130	117,630	60,000	60,000
051100-1273-512-510	Building Systems Maint. & Repair	-	-	5,138	-	-
051100-1275-512-510	Maintenance Equipment Repairs	-	-	-	-	-
051100-1297-512-510	Information Fund	-	-	-	1,000	1,000
051100-1298-512-510	Dare Prog. Private Cont. Expen	1,036	1,643	(50)	-	330
051100-1299-512-510	Miscellaneous Others	2,107	887	1,623	2,000	2,000
051100-7001-512-510	Sheriff Auction	-	164	2,989	-	-
	<b>TOTAL FIELD OPERATIONS</b>	<b>1,405,917</b>	<b>1,518,806</b>	<b>1,489,200</b>	<b>1,535,896</b>	<b>1,572,783</b>

## SUSSEX COUNTY

051100 -513-510-000	<b>SPOT OPERATIONS</b>					
051100-1117-513-510	Salaries and Wages - Overtime	62,704	50,942	53,549	30,000	55,000
051100-1121-513-510	Employer FICA Tax	4,770	3,877	4,085	2,295	4,208
	<b>TOTAL SPOT OPERATIONS</b>	<b>67,474</b>	<b>54,819</b>	<b>57,634</b>	<b>32,295</b>	<b>59,208</b>
051100 -514-510-000	<b>SELECTIVE ENFORCEMENT</b>					
051100-1117-514-510	Salaries and Wages - Overtime	183,668	191,960	180,073	225,000	200,000
051100-1121-514-510	Employer FICA Tax	14,013	14,655	13,747	16,830	15,300
051100-1241-514-510	Supplies for Warrants	2,236	2,312	2,314	-	2,500
	<b>TOTAL SELECTIVE ENFORCEMENT</b>	<b>199,917</b>	<b>208,927</b>	<b>196,134</b>	<b>241,830</b>	<b>217,800</b>
051100 -515-510-000	<b>WAKEFIELD OPERATIONS</b>					
051100-1111-515-510	Salaries and Wages - Regular	38,820	39,571	39,467	39,596	35,740
051100-1121-515-510	Employer FICA Tax	2,971	3,029	3,021	3,029	2,734
051100-1123-515-510	VRS Contributions	4,573	4,146	4,215	3,512	3,171
051100-1124-515-510	Health Care Benefits	-	-	-	8,124	9,180
051100-1125-515-510	Group Life Insurance	462	462	470	519	468
051100-1244-515-510	Uniform Services	134	-	338	400	400
051100-1264-515-510	Gasoline/Mileage-Non Training/ Vehicle Maintenance & Repairs	-	-	-	-	-
051100-1265-515-510		1,623	159	-	2,000	500
	<b>TOTAL WAKEFIELD OPERATIONS</b>	<b>48,583</b>	<b>47,367</b>	<b>47,511</b>	<b>57,180</b>	<b>52,193</b>

## SUSSEX COUNTY

051100 -516-510-000	<b>E911</b>					
051100-1111-516-510	Salaries and Wages - Regular	69,975	87,819	89,254	89,546	92,584
051100-1117-516-510	Salaries and Wages - Overtime	-	4,657	3,914	-	-
051100-1121-516-510	Employer FICA Tax	5,367	7,020	7,077	6,850	7,083
051100-1123-516-510	VRS Contributions	7,986	9,376	9,532	7,943	8,212
051100-1124-516-510	Health Care Benefits	10,965	14,380	15,544	16,248	18,360
051100-1125-516-510	Group Life Insurance	807	1,045	1,062	1,173	1,213
051100-1203-516-510	Workshops and Conferences	-	-	75	-	-
051100-1204-516-510	Lodging	-	-	80	-	-
051100-1205-516-510	Meals	31	36	191	-	-
051100-1224-516-510	Information Systems Services	-	-	1,235	-	5,000
051100-1234-516-510	Telecommunications	27,771	25,751	21,669	9,000	11,000
051100-1241-516-510	Office Supplies	-	-	1,089	-	-
051100-1251-516-510	Computer & Printer Purchase	1,537	-	-	-	-
051100-1253-516-510	Equipment Lease/Purchase	7,685	15,002	-	45,000	-
051100-1253-516-510-602	Equipment Purchase 911 PSAP Grant	-	68,178	36,764	-	-
051100-1254-516-510	Equipment Maintenance	24,761	10,482	5,501	20,000	10,000
051100-1255-516-510	Maintenance Service Contract	465	3,458	42,645	7,100	7,100
051100-1258-516-510	Computer Software/Application	-	-	1,140	-	-
051100-1259-516-510	Other Equipment Purchases	-	-	884	-	-
051100-1275-516-510	Street Sign Maint. & Repair	1,601	-	-	-	-
	<b>TOTAL E911</b>	<b>158,951</b>	<b>247,204</b>	<b>237,656</b>	<b>202,860</b>	<b>160,552</b>
051100 -517-510-000	<b>SCHOOL RESOURCE OFFICERS</b>					
051100-1111-517-510	Salaries and Wages - Regular	79,968	68,446	96,950	77,966	81,412
051100-1121-517-510	Employer FICA Tax	6,092	5,238	7,420	5,964	6,228
051100-1123-517-510	VRS Contributions	8,519	7,310	10,354	6,916	7,221
051100-1124-517-510	Health Care Benefits	13,840	14,380	21,068	15,812	17,867
051100-1125-517-510	Group Life Insurance	860	815	1,154	1,021	1,067
	<b>TOTAL SCHOOL RESOURCE OFFICERS</b>	<b>109,279</b>	<b>96,189</b>	<b>136,946</b>	<b>107,679</b>	<b>113,795</b>

## SUSSEX COUNTY

051500 -551-510-000	<b>CONFINEMENT OF INMATES</b>					
051500-1111-551-510	Salaries and Wages - Regular	858,392	886,560	866,259	917,154	907,279
051500-1116-551-510	Other Pay	830	600	4,060	600	-
051500-1117-551-510	Sal. & Wages OT cleanup detail	7,312	16,887	15,865	15,000	15,000
051500-1118-551-510	Salaries and Wages - Part-time	10,431	17,575	19,426	7,000	7,140
051500-1121-551-510	Employer FICA Tax	66,547	69,730	68,633	71,846	69,953
051500-1123-551-510	VRS Contributions	100,923	91,823	92,278	81,351	82,476
051500-1124-551-510	Health Care Benefits	149,613	149,800	160,955	186,852	201,960
051500-1125-551-510	Group Life Insurance	10,196	10,231	10,322	12,015	11,885
051500-1126-551-510	Short & Long Term Disability	-	-	14	171	174
051500-1128-551-510	Worker's Comp - Self Insured	14,087	15,484	16,446	16,300	21,235
051500-1201-551-510	Organization Membership	-	205	-	-	-
051500-1202-551-510	Publ., Subsc., Books, Ref. Materials	198	254	-	-	-
051500-1203-551-510	Workshop and Conferences	546	-	175	-	-
051500-1204-551-510	Lodging	1,815	589	611	1,000	1,000
051500-1205-551-510	Meals	978	988	705	600	800
051500-1207-551-510	Mileage-Training/Conferences	1,004	457	400	1,200	1,400
051500-1215-551-510	Inmate Pay	808	2,528	1,438	2,000	2,000
051500-1224-551-510	Information Systems Services	380	160	-	-	-
051500-1229-551-510	Other Professional Services	91,300	137,061	120,273	15,929	15,929
051500-1231-551-510	Postage	1,502	1,470	762	1,500	1,500
051500-1234-551-510	Telecommunications	3,778	2,921	3,105	3,000	3,000
051500-1235-551-510	Advertising	-	-	251	1,000	500
051500-1241-551-510	Office Supplies	2,436	2,376	4,181	3,000	3,000
051500-1243-551-510	Linen Supplies	2,425	4,476	2,595	5,500	5,500
051500-1244-551-510	Uniform Services	11,995	9,471	9,313	8,500	8,500
051500-1245-551-510	Law Enforcement Supplies	1,378	1,290	1,610	3,000	1,500
051500-1246-551-510	Food Supplies	95,726	105,166	111,065	110,000	110,000
051500-1247-551-510	Janitorial Supplies	6,175	4,338	4,009	8,000	5,000
051500-1251-551-510	Computer & Printer Purchase	414	-	-	-	-
051500-1253-551-510	Equipmnet Lease/Purchase	10,910	3,780	3,346	3,500	3,500
051500-1255-551-510	Maintenance Service Contract	2,553	2,553	2,553	2,600	2,600
051500-1259-551-510	Other Equipment Purchases	697	1,603	(154)	1,000	1,000
051500-1264-551-510	Gasoline/Mileage-Non Training/	997	2,761	1,470	-	-
051500-1265-551-510	Vehicle Maintenance & Repairs	5,512	2,402	2,511	4,000	2,500
051500-1272-551-510	Building Maintenance & Repairs	16,004	26,599	27,707	35,000	30,000
051500-1273-551-510	Building Systems Main & Repair	955	8,849	7,804	10,000	7,500
051500-1276-551-510	Electric	22,705	21,580	21,151	25,000	22,000
051500-1278-551-510	Oil	8,795	7,558	3,098	7,000	7,000
051500-1279-551-510	Propane Gas	10,473	10,955	9,935	10,000	10,000
051500-1293-551-510	Inmate Medical Expenses	53,453	77,842	63,658	110,000	75,000
051500-1299-551-510	Miscellaneous Others	2,882	2,337	1,725	5,000	3,000
	<b>TOTAL CONFINEMENT OF INMATES</b>	<b>1,577,125</b>	<b>1,701,259</b>	<b>1,659,555</b>	<b>1,685,618</b>	<b>1,640,831</b>
	<b>CONTRIBUTION TO OUTSIDE AGENCY</b>					
081800-2110-863-810	Crater Youth Care Commission (CYCC)	-	-	-	103,100	114,743
	<b>TOTAL SHERIFF'S OPERATIONS &amp; JAIL</b>	<b>3,763,433</b>	<b>4,079,484</b>	<b>4,024,310</b>	<b>4,153,708</b>	<b>4,146,956</b>



## SUSSEX COUNTY

<b>PUBLIC WORKS</b>						
021200 -221-210-000	<b>BUILDINGS &amp; GROUNDS</b>					
021200-1111-221-210	Salaries and Wages - Regular	187,539	165,543	173,126	191,034	186,392
021200-1116-221-210	Other Pay	-	-	-	600	600
021200-1118-221-210	Salaries and Wages - Part-time	980	4,185	5,407	-	-
021200-1121-221-210	Employer FICA Tax	14,263	12,884	13,579	14,614	14,259
021200-1123-221-210	VRS Contributions	22,150	17,453	18,522	16,945	16,533
021200-1124-221-210	Health Care Benefits	41,520	39,570	43,407	48,744	55,080
021200-1125-221-210	Group Life Insurance	2,238	1,944	2,064	2,503	2,442
021200-1126-221-210	Short & Long Term Disability Insurance	-	69	167	167	327
021200-1128-221-210	Worker's Comp - Self Insured	4,207	4,472	3,477	4,500	4,500
021200-1201-221-210	Organization Membership	15	15	65	65	50
021200-1203-221-210	Workshops and Conferences	-	99	-	-	-
021200-1215-221-210	Inmate Pay for Cleanup B&G	-	22	7	250	100
021200-1229-221-210	Other Prof. Ser. & Carpet Cleaning	-	-	-	-	-
021200-1234-221-210	Telecommunications	4,211	1,831	2,617	3,300	3,000
021200-1241-221-210	Office Supplies	-	-	158	100	100
021200-1244-221-210	Uniform Services	8,540	1,549	2,292	2,500	2,500
021200-1247-221-210	Janitorial Supplies	8,615	7,731	10,658	10,000	8,000
021200-1253-221-210	Equipment Lease/Purchase	2,824	2,213	731	2,500	2,500
021200-1254-221-210	Equipment Maintenance	2,034	3,270	1,008	2,800	2,800
021200-1259-221-210	Other Equipment Purchases	-	9,995	-	-	-
021200-1261-221-210	Vehicle Purchase	-	2,000	-	-	-
021200-1262-221-210	Insurance	3,866	2,327	2,751	4,400	3,000
021200-1263-221-210	Registrations/Inspections	96	121	33	200	-
021200-1264-221-210	Gasoline/Mileage-Non Training/	9,907	8,905	5,055	10,000	10,000
021200-1265-221-210	Vehicle Manintenance & Repairs	5,787	3,037	6,878	7,500	7,500
021200-1272-221-210	Building Maintenance & Repairs	15,141	9,969	13,866	15,000	15,000
021200-1273-221-210	Building Systems Main & Repair	42,488	91,379	56,278	46,500	46,500
021200-1274-221-210	Grounds Maintenance & Repairs	5,840	8,601	6,515	8,000	5,000
021200-1275-221-210	Maintenance Equipment Repairs	910	745	2,200	1,500	1,000
021200-1276-221-210	Electric	94,013	88,161	84,803	95,000	85,000
021200-1277-221-210	Water Services	2,742	2,282	2,215	2,100	2,200
021200-1278-221-210	Oil	9,511	7,993	4,183	7,500	7,500
021200-1279-221-210	Propane Gas	27,457	20,167	25,615	25,000	20,000
021200-1295-221-210	Insurance Services (Non Vehicle)	21,699	19,844	20,328	25,000	20,000
021200-1299-221-210	Miscellaneous Other	648	258	261	-	500
	<b>TOTAL BUILDINGS &amp; GROUNDS</b>	<b>539,241</b>	<b>538,634</b>	<b>508,266</b>	<b>548,322</b>	<b>522,383</b>

## SUSSEX COUNTY

021600 -262-210-000	<b>ENVIRONMENTAL INSPECTIONS</b>					
021600-1111-262-210	Salaries and Wages - Regular	101,038	77,369	76,894	130,109	132,712
021600-1118-262-210	Salary & Wages - Part-time	-	-	-	20,000	-
021600-1121-262-210	Employer FICA Tax	7,712	5,926	5,891	11,723	10,153
021600-1123-262-210	VRS Contributions	11,887	8,234	8,247	11,541	11,772
021600-1124-262-210	Health Care Benefits	22,485	16,760	17,511	24,372	27,540
021600-1125-262-210	Group Life Insurance	1,316	921	919	1,705	1,739
021600-1126-262-210	Short & Long Term Disability Insurance	-	-	-	-	-
021600-1128-262-210	Worker's Comp - Self Insured	6,748	7,848	6,682	9,000	7,500
021600-1203-262-210	Workshops and Conferences	-	1,189	1,190	-	2,500
021600-1204-262-210	Lodging	-	-	717	-	750
021600-1205-262-210	Meals	-	23	108	-	250
021600-1207-262-210	Mileage-Training/Conferences	-	-	236	-	350
021600-1227-262-210	Medical Services	-	531	-	-	-
021600-1234-262-210	Telecommunications	2,522	2,344	3,119	2,500	2,500
021600-1235-262-210	Advertising	-	99	-	-	-
021600-1241-262-210	Office Supplies	166	69	-	200	200
021600-1244-262-210	Uniforms Services	3,687	239	1,110	750	750
021600-1258-262-210	Computer Software/Application	17	17	1,973	-	300
021600-1259-262-210	Other Equipment Purchases	678	-	-	-	-
021600-1261-262-210	Vehicle Purchase	-	31,336	-	-	-
021600-1262-262-210	Insurance	1,289	1,164	1,651	1,700	1,700
021600-1264-262-210	Gasoline/Mileage-Non Training/	11,288	8,906	4,580	8,000	5,000
021600-1265-262-210	Vehicle Maintenance & Repairs	3,930	6,928	4,035	2,000	4,000
021600-1274-262-210	Grounds Maintenance & Repairs	-	-	257	-	-
021600-1295-262-210	Insurance Services (Non Vehicle)	1,801	1,339	1,260	1,400	1,400
021600-1299-262-210	Miscellaneous Others	-	-	18	-	13,884
	<b>TOTAL ENVIRONMENTAL INSPECTIONS</b>	<b>176,564</b>	<b>171,242</b>	<b>136,398</b>	<b>225,000</b>	<b>225,000</b>
021600 -262-210-000	<b>ENVIRONMENTAL INSPECT. - GRANTS</b>					
021600-1299-262-210-510	DEQ - Litter Control Grant	-	-	-	-	2,670
	<b>TOTAL ENVIRONMENTAL INSPECT. - GRANTS</b>	<b>176,564</b>	<b>171,242</b>	<b>136,398</b>	<b>225,000</b>	<b>227,670</b>

## SUSSEX COUNTY

021600 -263-210-000	<b>GENERAL WORKS - UTILITIES</b>					
021600-1276-263-210	Electric	31,298	38,068	38,523	37,000	35,000
021600-1277-263-210	Water Services	<u>36,468</u>	<u>32,137</u>	<u>32,555</u>	<u>38,000</u>	<u>40,000</u>
	<b>TOTAL GENERAL WORKS</b>	<b><u>67,766</u></b>	<b><u>70,205</u></b>	<b><u>71,078</u></b>	<b><u>75,000</u></b>	<b><u>75,000</u></b>
021600 -266-210-000	<b>REFUSE DISPOSAL</b>					
021600-1225-266-210	Management Cons. /EEE Consul.	85,327	50,231	52,833	60,000	40,000
021600-1229-266-210	Oth. Profess. Ser./Waste Management	142,578	88,277	85,132	90,000	90,000
021600-1255-266-210	Maintenance Service Contract	-	7,900	3,400	6,800	6,800
021600-1271-266-210	Building Lease/Rental	850	-	-	-	-
021600-1276-266-210	Electric	3,670	1,452	1,844	3,000	1,500
021600-1299-266-210	Miscellaneous Others	<u>-</u>	<u>-</u>	<u>-</u>	<u>-</u>	<u>-</u>
	<b>TOTAL REFUSE DISPOSAL</b>	<b><u>232,425</u></b>	<b><u>147,860</u></b>	<b><u>143,209</u></b>	<b><u>159,800</u></b>	<b><u>138,300</u></b>
	<b>TOTAL PUBLIC WORKS</b>	<b><u>1,015,996</u></b>	<b><u>927,941</u></b>	<b><u>858,951</u></b>	<b><u>1,008,122</u></b>	<b><u>963,353</u></b>

## SUSSEX COUNTY

<b>HEALTH &amp; WELFARE</b>						
<b>81000</b>	<b>CONTRIBUTIONS TO OUTSIDE AGENCIES</b>					
<b>81100</b>	<b>HEALTH</b>					
081100-2110-801-810	Crater Health District	178,131	176,489	176,489	176,489	198,317
081100-2110-803-810	Old Dominion Emerg. Medical Services	-	951	982	982	982
081100-2110-805-810	District 19 Community Services	63,179	64,499	64,499	64,499	64,499
	<b>TOTAL HEALTH</b>	<b>241,310</b>	<b>241,939</b>	<b>241,970</b>	<b>241,970</b>	<b>263,798</b>
<b>81300</b>	<b>COMMUNITY SUPPORT SERVICES</b>					
081300-2110-811-810	Crater Area Aging	7,000	10,000	7,060	7,060	7,060
081300-2110-812-810	Sussex SS Christmas Program	1,000	1,000	-	1,000	-
081300-2110-814-810	The Improvement Assoc	64,000	64,000	64,000	64,000	64,000
081300-2110-816-810	Red Cross	2,000	2,000	2,000	2,000	2,000
081300-2110-817-810	Adult Act. Svcs. Bd. Emp Susx	2,500	-	-	-	-
081300-2110-820-810	Virginia Legal Aid Society	1,009	1,009	1,049	-	1,135
081300-2110-822-810	VA Cooperative Extension	73,977	61,446	71,097	70,768	70,768
081300-2110-823-810	Chowan Basin Soil & Water Cons	3,355	3,355	3,355	3,355	3,701
081300-2110-824-810	South Centre Corr. Res Con & D	2,000	2,000	-	2,000	-
	The Faith Based Coalition	-	-	-	-	5,000
081300-2110-829-810	Chowan Basin Proj. / City Fran	6,915	7,050	7,200	7,200	7,480
081300-2110-830-810	Relay for Life	1,000	-	-	-	-
081300-2110-831-810	Habitat for Humanity	-	5,000	-	-	-
	<b>TOTAL COMMUNITY SUPPORT SERVICES</b>	<b>164,756</b>	<b>156,860</b>	<b>155,761</b>	<b>157,383</b>	<b>161,144</b>
	<b>TRANSFERS TO OTHER FUNDS</b>					
093100-0105	Transfer To VPA/DSS Fund (~17% match)	378,500	309,157	-	318,251	325,524
093100-0110	Trf To CSA Fund (23.87% match)	158,000	187,356	-	173,058	173,058
	<b>TOTAL HEALTH &amp; WELFARE</b>	<b>942,566</b>	<b>895,312</b>	<b>397,731</b>	<b>890,662</b>	<b>923,524</b>

**SUSSEX COUNTY**

	<b>EDUCATION</b>					
	<b>CONTRIBUTION TO OUTSIDE AGENCY</b>					
<b>81500</b>	<b>EDUCATIONAL</b>					
081500-2110-831-810	John Tyler Community College	900	900	1,000	1,000	1,016
	Richard Bland College Foundation	-	-	-	-	1,500
081500-2110-832-810	Virginia State University	1,000	1,000	-	-	1,000
081500-2110-833-810	Southside Virginia Education Center	7,900	4,000	4,000	4,000	4,000
	<b>TOTAL EDUCATIONAL</b>	<b>9,800</b>	<b>5,900</b>	<b>5,000</b>	<b>5,000</b>	<b>7,516</b>
	<b>TRANSFER TO OTHER FUND</b>					
093100-0251	Transfer To School Fund	8,047,184	8,055,288	7,947,062	7,994,170	7,994,170
	<b>TOTAL EDUCATION</b>	<b>8,056,984</b>	<b>8,061,188</b>	<b>7,952,062</b>	<b>7,999,170</b>	<b>8,001,686</b>

## SUSSEX COUNTY

<b>PARKS, RECREATION &amp; CULTURAL</b>						
<b>81400</b>	<b>LIBRARY/CULTURAL</b>					
081400-2110-825-810	Wakefield Foundation	10,000	10,000	10,000	10,000	11,500
081400-2110-826-810	Blackwater/Regional Library	148,676	152,663	163,567	154,985	154,985
081400-2110-827-810	MBC Museum	10,000	10,000	10,000	5,000	3,500
	<b>TOTAL LIBRARY/CULTURAL</b>	<b>168,676</b>	<b>172,663</b>	<b>183,567</b>	<b>169,985</b>	<b>169,985</b>
<b>81600</b>	<b>RECREATIONAL</b>					
081600-2110-840-810	Sussex Youth & Adult Recreation Assoc.	6,000	6,000	6,000	6,000	6,000
081600-2110-843-810	Senior Citizens of Eastern Sussex Co.	7,000	10,000	10,000	10,000	10,000
081600-2110-844-810	Airfield 4-H Center	7,500	5,000	-	-	10,000
081600-2110-847-810	New Requests - Unallocated	-	4,320	-	-	-
	<b>TOTAL RECREATIONAL</b>	<b>20,500</b>	<b>25,320</b>	<b>16,000</b>	<b>16,000</b>	<b>26,000</b>
	<b>TOTAL PARKS, RECREATION &amp; CULTURAL</b>	<b>189,176</b>	<b>197,983</b>	<b>199,567</b>	<b>185,985</b>	<b>195,985</b>

## SUSSEX COUNTY

PLANNING & COMMUNITY DEVELOPMENT						
021300 -231-210-000	<b>HOUSING</b>					
021300-1111-231-210	Salaries and Wages - Regular	130,569	97,220	100,937	105,490	52,835
021300-1116-231-210	Other Pay	-	526	-	-	-
021300-1118-231-210	Salaries and Wages - Part-time	-	-	-	-	25,969
021300-1121-231-210	Employer FICA Tax	9,549	7,009	7,232	8,070	6,029
021300-1123-231-210	VRS Contributions	15,381	10,648	10,780	9,357	4,687
021300-1124-231-210	Health Care Benefits	27,680	19,735	22,639	24,372	9,180
021300-1125-231-210	Group Life Insurance	1,554	1,186	1,201	1,382	692
021300-1126-231-210	Short & Long Term Disability Insurance	-	62	-	-	-
021300-1128-231-210	Worker's Comp - Self Insured	2,720	3,231	2,236	2,750	2,750
021300-1201-231-210	Organization Membership	45	75	150	150	150
021300-1202-231-210	Publ., Subsc., Books, Ref. Materials	45	28	34	50	50
021300-1203-231-210	Workshops and Conferences	475	695	505	1,000	1,000
021300-1204-231-210	Lodging	437	728	385	500	500
021300-1205-231-210	Meals	332	356	220	500	500
021300-1206-231-210	Transportation (exclude mileage)	-	10	-	-	-
021300-1207-231-210	Mileage-Training/Conferences	151	193	70	250	250
021300-1217-231-210	Commission/Board Compensation	250	-	(50)	500	500
021300-1231-231-210	Postage	1,957	1,326	1,431	1,300	1,300
021300-1233-231-210	Printing	-	907	705	700	700
021300-1234-231-210	Telecommunications	8,648	8,932	8,182	9,000	9,000
021300-1235-231-210	Advertising	198	99	322	1,150	1,150
021300-1241-231-210	Office Supplies	1,349	900	1,009	1,250	1,250
021300-1252-231-210	Equipment Lease/Rental	5,158	3,815	5,138	3,500	3,500
021300-1258-231-210	Computer Software/Applications	111	34	-	250	250
021300-1262-231-210	Insurance	1,289	1,746	1,100	1,600	1,600
021300-1264-231-210	Gasoline/Mileage-Non Training/	1,728	1,211	801	1,500	1,500
021300-1265-231-210	Vehicle Maintenance & Repairs	143	2,340	58	1,000	1,000
021300-1277-231-210	Water Services	-	94	-	-	-
021300-1295-231-210	Insurance Services (Non Vehicle)	1,618	1,339	1,260	1,300	1,300
021300-1299-231-210	Miscellaneous	-	-	81	-	-
021300-9002-231-210	VHCD Housing Study Grant	4,035	-	-	-	-
021300-9003-231-210	CDBG Planning Grant-Pocahontas	-	2,992	4,881	-	4,881
	<b>TOTAL HOUSING</b>	<b>215,422</b>	<b>167,437</b>	<b>171,307</b>	<b>176,921</b>	<b>132,523</b>

## SUSSEX COUNTY

PLANNING DEPARTMENT						
PLANNING						
021400 -241-210-000						
021400-1111-241-210	Salaries and Wages - Regular	94,551	98,808	103,166	103,504	105,574
021400-1121-241-210	Employer FICA Tax	7,195	7,537	7,871	7,918	8,077
021400-1123-241-210	VRS Contributions	11,172	10,553	11,018	9,181	9,365
021400-1124-241-210	Health Care Benefits	12,095	13,785	15,544	16,248	18,360
021400-1125-241-210	Group Life Insurance	1,129	1,176	1,228	1,356	1,383
021400-1128-241-210	Worker's Comp - Self Insured	1,365	1,751	1,527	1,400	1,400
021400-1201-241-210	Organization Membership	795	15	346	800	800
021400-1202-241-210	Public., Susc./ Books, Ref. Materials	73	73	115	150	150
021400-1203-241-210	Workshops and Conferences	420	910	915	1,000	1,000
021400-1204-241-210	Lodging	200	540	713	743	743
021400-1205-241-210	Meals	152	507	276	545	545
021400-1206-241-210	Tranportaion (exclude mileage)	-	-	-	-	-
021400-1207-241-210	Mileage-Training/Conferences	142	274	6,350	250	250
021400-1217-241-210	Commission/Board Compensation	3,450	5,900	4,302	9,000	9,000
021400-1225-241-210	Management Consulting Services	-	258	-	5,000	60,000
021400-1229-241-210	Other Professional Services	10,350	-	1,400	-	-
021400-1231-241-210	Postage	292	568	698	990	990
021400-1233-241-210	Printing	467	777	399	693	700
021400-1234-241-210	Telecommunications	3,727	5,078	5,135	3,465	3,465
021400-1235-241-210	Advertising	2,440	2,250	3,405	1,584	3,000
021400-1241-241-210	Office Supplies	918	1,677	1,681	1,485	1,485
021400-1244-241-210	Uniform Services	-	119	-	-	-
021400-1251-241-210	Computer & Printer Purchase	553	4,748	-	-	-
021400-1252-241-210	Equipment Lease/Rental	3,787	4,036	3,873	3,465	3,465
021400-1258-241-210	Computer Software/Applications	97	141	-	9,698	9,698
021400-1262-241-210	Insurance	644	582	550	638	638
021400-1263-241-210	Registrations/Inspections	16	-	-	-	-
021400-1264-241-210	Gasoline/Mileage-Non Training/	1,342	970	628	1,000	1,000
021400-1265-241-210	Vehicle Maintenance & Repairs	211	16	780	500	500
021400-1295-241-210	Insurance Services (Non Vehicle)	901	669	729	594	863
	<b>TOTAL PLANNING</b>	<b>158,484</b>	<b>163,718</b>	<b>172,649</b>	<b>181,207</b>	<b>242,451</b>



## SUSSEX COUNTY

021400 -242-210-000		<b>BUILDING INSPECTIONS</b>				
021400-1111-242-210	Salaries and Wages - Regular	143,298	143,290	143,370	147,147	139,869
021400-1116-242-210	Other Pay	1,200	1,200	2,858	1,200	1,200
021400-1118-242-210	Salaries and Wages - Part-time	819	-	-	-	-
021400-1121-242-210	Employer FICA Tax	10,198	10,124	10,196	11,257	10,700
021400-1123-242-210	VRS Contributions	16,881	15,303	15,312	13,052	12,407
021400-1124-242-210	Health Care Benefits	20,760	21,435	22,026	24,372	27,540
021400-1125-242-210	Group Life Insurance	1,705	1,705	1,706	1,928	1,833
021400-1128-242-210	Worker's Comp - Self Insured	2,287	3,518	3,111	3,330	3,330
021400-1201-242-210	Organization Membership	270	440	468	300	300
021400-1202-242-210	Publ., Subsc., Books, Ref. Materials	1,205	705	-	1,000	1,000
021400-1203-242-210	Workshops and Conferences	1,300	260	245	1,000	1,000
021400-1204-242-210	Lodging	-	100	120	500	500
021400-1205-242-210	Meals	281	336	184	500	500
021400-1207-242-210	Mileage-Training/Conferences	120	322	261	149	149
021400-1224-242-210	Information Systems Services	1,300	1,300	1,300	1,300	1,300
021400-1231-242-210	Postage	470	180	631	693	693
021400-1233-242-210	Printing	23	48	12	495	100
021400-1234-242-210	Telecommunications	2,816	3,773	4,023	3,500	3,500
021400-1235-242-210	Advertising	-	-	800	500	500
021400-1241-242-210	Office Supplies	1,505	11,924	1,652	1,800	1,800
021400-1244-242-210	Uniform Services	100	630	1,120	-	219
021400-1251-242-210	Computer & Printer Purchases	1,783	-	-	-	-
021400-1252-242-210	Equipment Lease/Rental	3,787	3,691	3,873	2,673	2,673
021400-1258-242-210	Computer Software/Applications	26	26	188	-	-
021400-1259-242-210	Other Equipment Purchase	-	19	-	-	-
021400-1262-242-210	Insurance	1,289	1,164	1,100	1,683	1,200
021400-1264-242-210	Gasoline/Mileage-Non Training/	2,147	2,137	1,809	1,500	1,500
021400-1265-242-210	Vehicle Maintenance & Repairs	1,270	2,213	576	990	990
021400-1295-242-210	Insurance Services (Non Vehicle)	1,709	1,339	1,457	1,485	1,485
	<b>TOTAL BUILDING INSPECTIONS</b>	<b>218,549</b>	<b>227,182</b>	<b>218,398</b>	<b>222,354</b>	<b>216,288</b>

## SUSSEX COUNTY

021400 -243-210-000	<b>ZONING</b>					
021400-1111-243-210	Salaries and Wages - Regular	-	-	-	743	-
021400-1203-243-210	Workshops and Conferences	-	-	-	-	-
021400-1204-243-210	Lodging	-	188	-	250	250
021400-1206-243-210	Transportation (exclude mileage)	-	-	-	-	-
021400-1207-243-210	Mileage-Training/Conferences	148	-	-	-	500
021400-1217-243-210	Commission/Board Compensation	-	300	100	-	375
021400-1231-243-210	Postage	-	-	-	-	-
021400-1235-243-210	Advertising	-	166	-	250	250
021400-1241-243-210	Office Supplies	554	-	270	500	500
	<b>TOTAL ZONING</b>	<b>702</b>	<b>654</b>	<b>370</b>	<b>1,743</b>	<b>1,875</b>
	<b>PLANNING DEPARTMENT TOTAL</b>	<b>377,735</b>	<b>391,554</b>	<b>391,417</b>	<b>405,304</b>	<b>460,614</b>
	<b>CONTRIBUTIONS TO OUTSIDE AGENCIES</b>					
<b>81800</b>	<b>ECONOMIC DEVELOPMENT</b>					
081800-2110-860-810	Crater Planning District Commission	9,790	9,790	9,790	9,790	9,790
081800-2110-861-810	Sussex IDA	-	-	-	500	-
081800-2110-862-810	Virginia's Gateway Region	27,050	27,050	27,050	27,050	32,050
081800-2110-863-810	Crater Criminal Justice Academy	-	16,474	-	-	-
081800-2110-869-810	Crater Small Bus Dev Cent Long	3,000	3,000	3,000	3,000	3,000
081800-2110-871-810-4	Adm. Fees Crater PDC DHCD CED	-	-	-	-	-
	<b>TOTAL ECONOMIC DEVELOPMENT</b>	<b>39,840</b>	<b>56,314</b>	<b>39,840</b>	<b>40,340</b>	<b>44,840</b>
	<b>TOTAL PLANNING &amp; COMMUNITY DEV.</b>	<b>632,997</b>	<b>615,305</b>	<b>602,564</b>	<b>622,565</b>	<b>637,977</b>

## SUSSEX COUNTY

<b>95000</b>	<b>DEBT SERVICE</b>					
095000-9130	Middle School Literary Loan Fund	507,684	497,180	486,676	476,173	465,669
095000-9200	D.S.for High Sch. VPSA & Lit.	994,064	965,744	936,729	906,622	876,913
095000-9310	QZAB 2005 Bonds 12/30/05	58,270	58,270	58,270	58,270	58,270
095000-9320	QZAB 2006 bonds 6-06	109,203	109,203	109,203	109,204	109,203
095000-9330	DHCD Loan-WoodFuel Dev Reimb 3	-	64,213	93,438	93,438	93,438
095000-9410	Elem. School VPSA 2012 Debt Service	430,773	424,333	416,168	405,003	393,388
	<b>TOTAL DEBT SERVICE</b>	<b>2,099,994</b>	<b>2,118,943</b>	<b>2,100,484</b>	<b>2,048,710</b>	<b>1,996,881</b>

SUSSEX COUNTY

	<b>NON-DEPARTMENTAL &amp; FUND TRANSFERS</b>					
<b>93100</b>	<b>TRANSFERS TO OTHER FUNDS</b>					
093100-0115	Trf Local Match to BJA Grant	-	-	-	-	-
093100-0135	Trf fr GF to Reserve for CPF	1,362,803	2,098,895	-	-	-
093100-0302	Trf to Cap. Improvement Fund	677,562	324,345	-	193,000	654,170
093100-0305	Transfer to Mega-Site Indust Park Fund	193,909	-	-	-	-
093100-0306	Trf. to Cabin Point Indust. Park Fund	1,313	-	-	290,000	-
	<b>TOTAL TRANSFERS TO OTHER FUNDS</b>	<b>2,235,587</b>	<b>2,423,240</b>	<b>-</b>	<b>483,000</b>	<b>654,170</b>
<b>93200</b>	<b>NON-DEPARTMENTAL</b>					
093200-9401	Contingency Account	-	25,384	-	178,643	103,168
093200-9402	Aid to Commonweath - Mandate	-	50,042	-	-	-
099900-1128	Worker's Comp - Self Ins Unemp	6,021	-	-	8,000	8,000
099900-2210	Rev Refund WoodFuel Developers	-	213,321	-	106,661	-
	<b>TOTAL NON-DEPARTMENTAL</b>	<b>6,021</b>	<b>288,747</b>	<b>-</b>	<b>293,304</b>	<b>111,168</b>
	<b>TOTAL NON-DEPT. &amp; FUND TRANSFERS</b>	<b>2,241,608</b>	<b>2,711,987</b>	<b>-</b>	<b>776,304</b>	<b>765,338</b>
<b>TOTAL EXPENDITURES GENERAL FUND</b>		<b>22,796,622</b>	<b>23,276,485</b>	<b>19,977,851</b>	<b>21,685,558</b>	<b>22,188,656</b>

## SUSSEX COUNTY

## FUND #-105 EXPENDITURES - VPA/DSS FUND

## - B U D G E T -

## E X P E N D I T U R E S

		Actual 2013/2014 -----	Actual 2014/2015 -----	Actual 2015/2016 -----	Adopted Budget 2016/2017 -----	Adopted Budget 2017/2018 -----
	<b>VPA/DSS FUND</b>					
071100-1111-711-710	Salaries and Wages - Regular	993,258	947,762	941,654	972,366	1,013,102
071100-1116-711-710	Other Pay	30,175	13,059	-	20,000	-
071100-1117-711-710	Salaries and Wages - Overtime	-	-	-	-	-
071100-1118-711-710	Salaries and Wages - Part-time	56,672	90,665	70,243	75,000	70,356
071100-1121-711-710	Employer FICA Tax	80,995	78,883	76,237	81,654	82,885
071100-1123-711-710	VRS Contributions	115,166	99,316	98,874	86,249	84,878
071100-1124-711-710	Health Care Benefits	166,655	164,775	178,079	194,976	229,500
071100-1125-711-710	Group Life Insurance	11,755	11,057	10,945	12,738	13,100
071100-1126-711-710	Short & Long Term Disability Insurance	88	427	-	887	1,311
071100-1128-711-710	Worker's Comp - Self Insured	6,020	6,727	3,685	5,501	5,500
071100-1234-711-710	Telecommunications	8,830	8,859	9,461	9,000	9,000
071100-1262-711-710	Insurance	4,510	4,655	6,319	5,000	5,000
071100-1264-711-710	Gasoline	7,121	4,579	1,922	2,271	2,300
071100-1265-711-710	Vehicle maintenance & Repairs	-	557	3,113	2,418	3,000
071100-1298-711-710	Aid to Citizens	520,537	441,520	406,671	631,592	458,629
	<b>TOTAL FOR VPA/DSS FUND</b>	<b>2,001,782</b>	<b>1,872,841</b>	<b>1,807,203</b>	<b>2,099,652</b>	<b>1,978,561</b>

SUSSEX COUNTY

FUND #-110 EXPENDITURES - CSA FUND

- B U D G E T -

EXPENDITURES

		Actual 2013/2014 -----	Actual 2014/2015 -----	Actual 2015/2016 -----	Adopted Budget 2016/2017 -----	Adopted Budget 2017/2018 -----
	<b>CSA FUND</b>					
053000-5799	Comprehensive Serv Total Expenses	<u>950,626</u>	<u>739,760</u>	<u>-</u>	<u>725,000</u>	<u>725,000</u>
	<b>TOTAL CSA FUND</b>	<u><b>950,626</b></u>	<u><b>739,760</b></u>	<u><b>-</b></u>	<u><b>725,000</b></u>	<u><b>725,000</b></u>

SUSSEX COUNTY

FUND #-121 EXPENDITURES - IPR PROGRAM INCOME FUND

- B U D G E T -      E X P E N D I T U R E S

		Actual 2013/2014 -----	Actual 2014/2015 -----	Actual 2015/2016 -----	Adopted Budget 2016/2017 -----	Adopted Budget 2017/2018 -----
081000-5210	Construction	-	7,670	1,944	-	3,750
	<b>TOTAL IPR PROGRAM INCOME FUND</b>	<u>-</u>	<u>7,670</u>	<u>1,944</u>	<u>-</u>	<u>3,750</u>

SUSSEX COUNTY

FUND #-123 EXPENDITURES - CDBG HOUSING PROGRAM FUND

- B U D G E T -      E X P E N D I T U R E S

		Actual 2013/2014 -----	Actual 2014/2015 -----	Actual 2015/2016 -----	Adopted Budget 2016/2017 -----	Adopted Budget 2017/2018 -----
081000-5210	Construction	-	-	-	-	4,375
	<b>TOTAL CDBG HOUSING PROG. FUND</b>	<u>-</u>	<u>-</u>	<u>-</u>	<u>-</u>	<u>4,375</u>



SUSSEX COUNTY

FUND #-125 EXPENDITURES - DRUG FORFEITURE FUND

- B U D G E T -

EXPENDITURES

		Actual 2013/2014 -----	Actual 2014/2015 -----	Actual 2015/2016 -----	Adopted Budget 2016/2017 -----	Adopted Budget 2017/2018 -----
031700-5841	Drug Forfeiture Fd. - Comm. Att. - State	3,407	8,194	2,098	-	7,000
031700-5842	Drug Forfeiture Fd. - Comm. Att. - Fed.	283	(283)	5,424	-	-
031700-5843	Drug Forfeiture Fd. - Sheriff - State	5,950	2,741	3,767	-	2,000
031700-5844	Drug Forfeiture Fd. - Sheriff - Fed.	-	1,147	-	-	1,000
	<b>TOTAL DRUG FORFEITURE FUND</b>	<b>9,640</b>	<b>11,799</b>	<b>11,289</b>	<b>-</b>	<b>10,000</b>

SUSSEX COUNTY

FUND #-135 EXPENDITURES - RESERVE FUND

- B U D G E T -

EXPENDITURES

		Actual 2013/2014 -----	Actual 2014/2015 -----	Actual 2015/2016 -----	Adopted Budget 2016/2017 -----	Adopted Budget 2017/2018 -----
093100-0302	Transfer to Capital Project fund	741,048	4,490,232	212,289	-	-
093100-0305	Transfer to Mega Site Fund	-	734,355	25,149	-	-
	<b>TOTAL RESERVE FUND</b>	<b>741,048</b>	<b>5,224,587</b>	<b>237,438</b>	<b>-</b>	<b>-</b>

SUSSEX COUNTY

FUND #-201 EXPENDITURES - LAW LIBRARY FUND

- B U D G E T -

EXPENDITURES

	Actual 2013/2014 -----	Actual 2014/2015 -----	Actual 2015/2016 -----	Adopted Budget 2016/2017 -----	Adopted Budget 2017/2018 -----
021800-6012 Books & Subscriptions	343	120	175	-	775
<b>TOTAL LAW LIBRARY FUND</b>	<b>343</b>	<b>120</b>	<b>175</b>	<b>-</b>	<b>775</b>

SUSSEX COUNTY

FUND #-302 EXPENDITURES - CAPITAL PROJECTS FUND

- B U D G E T -

EXPENDITURES

		Actual 2013/2014 -----	Actual 2014/2015 -----	Actual 2015/2016 -----	Adopted Budget 2016/2017 -----	Adopted Budget 2017/2018 -----
	<b>EXPENDITURES - CAPITAL PROJECT</b>					
<b>90000</b>	<b>CAPITAL PROJECTS</b>					
<b>91201</b>	<b>REPLACE E911 EQUIPMENT</b>					
091201-1256	Replace Computer Aided Dispatch System	232,685	-	-	-	169,000
	<b>TOTAL REPLACE E911 EQUIPMENT</b>	<b>232,685</b>	<b>-</b>	<b>-</b>	<b>-</b>	<b>169,000</b>
	<b>REPLACE AS400 Server</b>					
	REPLACE AS400 Server	-	-	-	-	47,670
	<b>TOTAL REPLACE AS400 SERVER</b>	<b>-</b>	<b>-</b>	<b>-</b>	<b>-</b>	<b>47,670</b>
	<b>REPLACE VOTING MACHINES</b>					
	Replace Voting Machines	-	-	-	-	44,000
	<b>TOTAL REPLACE VOTING MACHINES</b>	<b>-</b>	<b>-</b>	<b>-</b>	<b>-</b>	<b>44,000</b>
<b>91300</b>	<b>VEHICLES</b>					
091300-0001	Fire Truck	-	-	-	-	-
091300-0002	Rescue Vehicle - Ambulance	-	-	-	-	-
091300-0011	Sheriff Patrol Vehicles	162,348	142,606	-	173,000	73,500
	Buildings & Grounds Vehicle					40,000
	Environmental Inspections Vehicle					40,000
	Building Inspections Vehicle					40,000
091300-0012	Animal Control Vehicle	-	31,336	-	-	40,000
	<b>TOTAL VEHICLES</b>	<b>162,348</b>	<b>173,942</b>	<b>-</b>	<b>173,000</b>	<b>233,500</b>
<b>93100</b>	<b>TRANSFERS TO OTHER FUNDS</b>					
093100-0999	Transfers to Other Funds	161,700	-	-	-	-
	<b>TOTAL TRANSFERS TO OTHER FUNDS</b>	<b>161,700</b>	<b>-</b>	<b>-</b>	<b>-</b>	<b>-</b>
<b>94250</b>	<b>COMMUNICATIONS</b>					
094250-8212	New Radio System Cost	-	832,787	-	-	-
	<b>TOTAL COMMUNICATIONS</b>	<b>-</b>	<b>832,787</b>	<b>-</b>	<b>-</b>	<b>-</b>

## SUSSEX COUNTY

<b>94400</b>	<b>RENOVATION OF COUNTY BLDGS</b>					
094400-8212	Renov/Repair Buildings	26,767	30,809	-	20,000	-
094400-8216	Hist, Courthouse Roof Replacem					
	Carpet Replacement - GDC	-	-	-	-	13,000
	Judicial Complex HVAC - Phase I	-	-	-	-	25,000
	Judicial Complex HVAC - Phase II	-	-	-	-	-
	Water Tower Repairs	-	-	-	-	75,000
	County Administration Building - Phase I	-	-	-	-	-
	County Administration Building - Phase II	-	-	-	-	-
	Animal Shelter Improvements	-	-	-	-	20,000
	<b>TOTAL RENOVATION OF COUNTY BLDGS</b>	<b>26,767</b>	<b>30,809</b>	<b>-</b>	<b>20,000</b>	<b>133,000</b>
<b>94500</b>	<b>SCHOOL PROJECTS</b>					
	Replacement of School Busses	-	-	-	-	27,000
<b>94800</b>	<b>WASTE SITE PURCHASE</b>					
094800-8212	Purchase of Waste Site	-	5,000	-	-	-
	<b>TOTAL SCHOOL PROJECTS</b>	<b>-</b>	<b>5,000</b>	<b>-</b>	<b>-</b>	<b>27,000</b>
<b>94900</b>	<b>COMMONWEALTH ATTNY OFFICE BLDG</b>					
094900-0100	Permits, Fees & Othr Misc. Cos	165	-	-	-	-
094900-0101	Other Professional Services	2,552	-	-	-	-
094900-0300	Architecture & Engineering Ser	42,301	2,065	-	-	-
094900-0500	Construction Services	977,082	5,277	-	-	-
094900-0501	IT & Other Construction Cost	76,681	94,367	-	-	-
094900-1235	Advertising	-	-	-	-	-
	<b>TOTAL COMM ATTNY OFFICE BLDG</b>	<b>1,098,781</b>	<b>101,709</b>	<b>-</b>	<b>-</b>	<b>-</b>
	<b>TOTAL CAPITAL PROJECTS FUND</b>	<b>1,682,281</b>	<b>1,144,247</b>	<b>-</b>	<b>193,000</b>	<b>654,170</b>

SUSSEX COUNTY

FUND #-305 EXPENDITURES - MEGA SITE INDUSTRIAL PARK FUND

- B U D G E T -

EXPENDITURES

		Actual 2013/2014 -----	Actual 2014/2015 -----	Actual 2015/2016 -----	Adopted Budget 2016/2017 -----	Adopted Budget 2017/2018 -----
<b>91400</b>	<b>EXPENDITURES - MEGA SITE FUND</b>					
091400-0100	Land Acquisition & Development	3,232,562	2,136,406	-	-	-
091400-0101	Professional Services - Land	274,428	153,328	299,124	-	-
	<b>TOTAL FOR MEGA SITE FUND</b>	<b>3,506,990</b>	<b>2,289,734</b>	<b>299,124</b>	<b>-</b>	<b>-</b>

SUSSEX COUNTY

FUND #-306 - CABIN POINT INDUSTRIAL PARK FUND

- B U D G E T -

E X P E N D I T U R E S

	Actual 2013/2014 -----	Actual 2014/2015 -----	Actual 2015/2016 -----	Adopted Budget 2016/2017 -----	Adopted Budget 2017/2018 -----
<b>91400</b>					
<b>EXPENDITURES - CABIN POINT PAR</b>					
091400-0101 Professional Services - Land	4,513	71,167	2,607	-	-
091400-0202 Water & Sewer Lines Extension	-	-	-	580,000	-
091400-0500 Contractual Services	-	-	-	-	-
<b>TOTAL FOR CABIN POINT PARK FUND</b>	<u><u>4,513</u></u>	<u><u>71,167</u></u>	<u><u>2,607</u></u>	<u><u>580,000</u></u>	<u><u>-</u></u>
<b>TOTAL EXPENDITURES - ALL FUNDS</b>	<u><u>31,693,845</u></u>	<u><u>34,638,410</u></u>	<u><u>22,337,631</u></u>	<u><u>25,283,210</u></u>	<u><u>25,565,287</u></u>